

Big Walnut Local School District

Monthly Financial Report

for the month ended
July 31, 2021



Prepared By:
Jeremy J. Buskirk
Treasurer

Table of Contents

<u>Description</u>	<u>Page</u>
Pie Chart of Estimated Revenue and Expenditures for fiscal years 2021-22 and 2011-12	1
Comparison of Fiscal Year 2022 YTD Estimated Revenue and Expenditures with Fiscal Year 2022 YTD Actuals	2

Variance Analysis

Comparison of Monthly Ending Cash Balances	4 & 5
Comparison of Monthly and Total Revenues & Other Financing Sources	6 & 7
Comparison of Monthly and Total General Property Tax (Real Estate)	8 & 9
Comparison of Monthly and Total Tangible Personal Property Tax (PUPP)	10 & 11
Comparison of Monthly and Total Income Tax	12 & 13
Comparison of Monthly and Total State Grants-in-Aid (Unrestricted & Restricted)	14 & 15
Comparison of Monthly and Total State Property Tax Allocations	16 & 17
Comparison of Monthly and Total Other Revenues & Other Financing Sources	18 & 19
Comparison of Monthly and Total Expenditures & Other Financing Uses	20 & 21
Comparison of Monthly and Total Personal Services (Salaries & Wages)	22 & 23
Comparison of Monthly and Total Employees' Retirement/Insurance Benefits	24 & 25
Comparison of Monthly and Total Purchased Services	26 & 27
Comparison of Monthly and Total Supplies and Materials	28 & 29
Comparison of Monthly and Total Capital Outlay	30 & 31
Comparison of Monthly and Total Other Expenditure Objects & Other Financing Uses	32 & 33

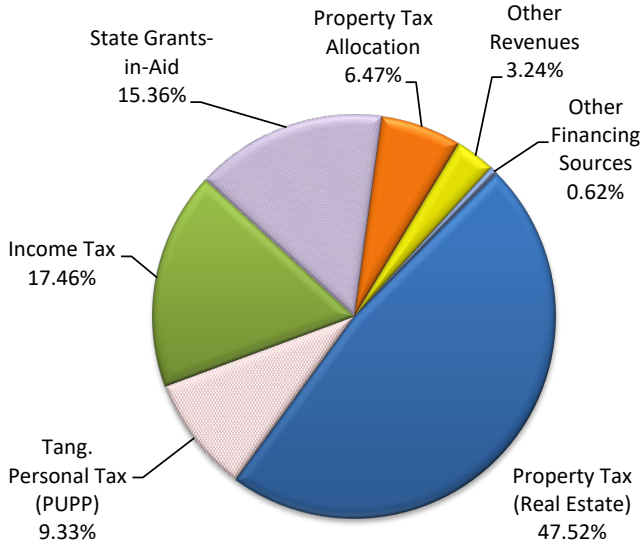
All Funds Reports

Receipts, Expenditures and Fund Balances All Funds (Fund Report)	35
Summary Check Register (Disbursement Report)	36 - 43
Comparison of Fiscal Year 2022 YTD Appropriations with Fiscal YTD Actual Expenditures – All Funds (excluding General Fund)	46
Investments - All Funds	47 - 50
ORC 135.142 - Annual Commercial Paper & Banker Acceptance Securities Reporting	51 - 60

Page Intentionally Left Blank

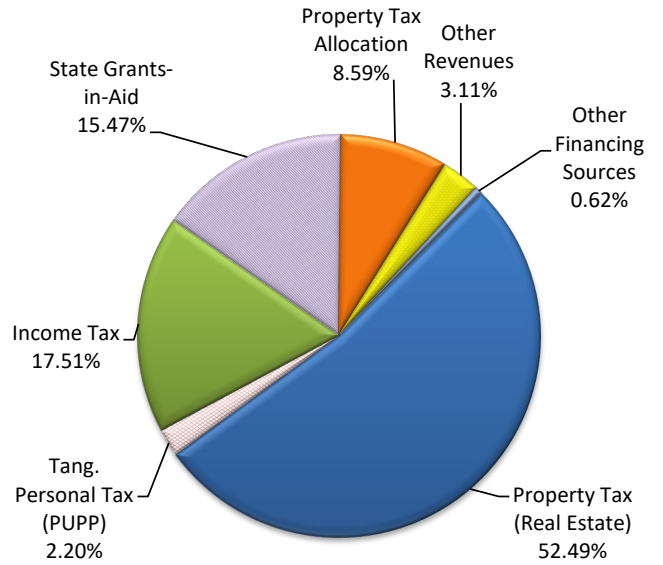
EST. GENERAL FUND REVENUE FY22

\$47,349,520



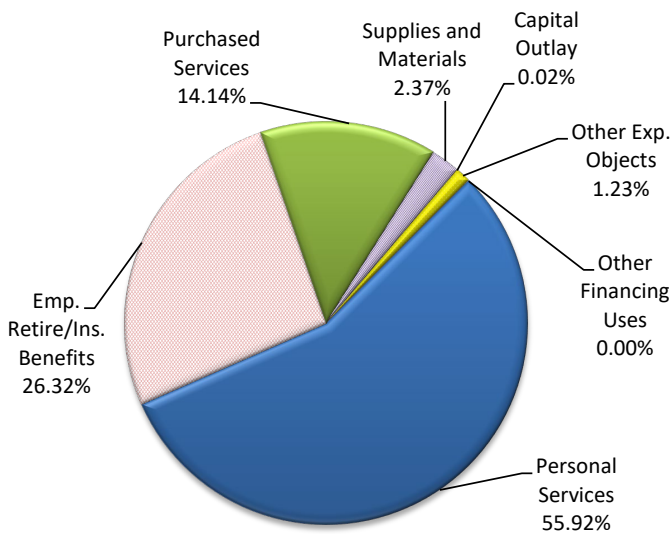
EST. GENERAL FUND REVENUE FY12

\$29,886,132



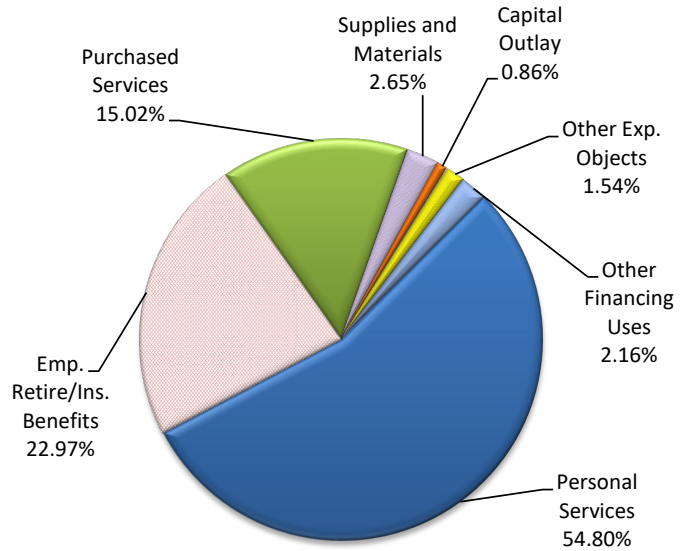
EST. GENERAL FUND EXPENDITURES FY22

\$47,617,072



EST. GENERAL FUND EXPENDITURES FY12

\$26,966,126



Note: There were significant cuts made for FY11 due to budget constraints and a levy failure in the previous fiscal year. Some costs staffing and costs were returned for FY12.

	<u>FY 2021</u>	<u>FY 2012</u>	<u>% Change</u>
Enrollment	4,111 as of 5/26/2021	2,994	37.31%

**COMPARISON OF FISCAL YEAR 2022 YEAR-TO-DATE ESTIMATED REVENUES AND
EXPENDITURES WITH FISCAL YEAR 2022 YEAR-TO-DATE ACTUALS
GENERAL & REQUIRED DEBT SERVICE FUNDS ONLY**

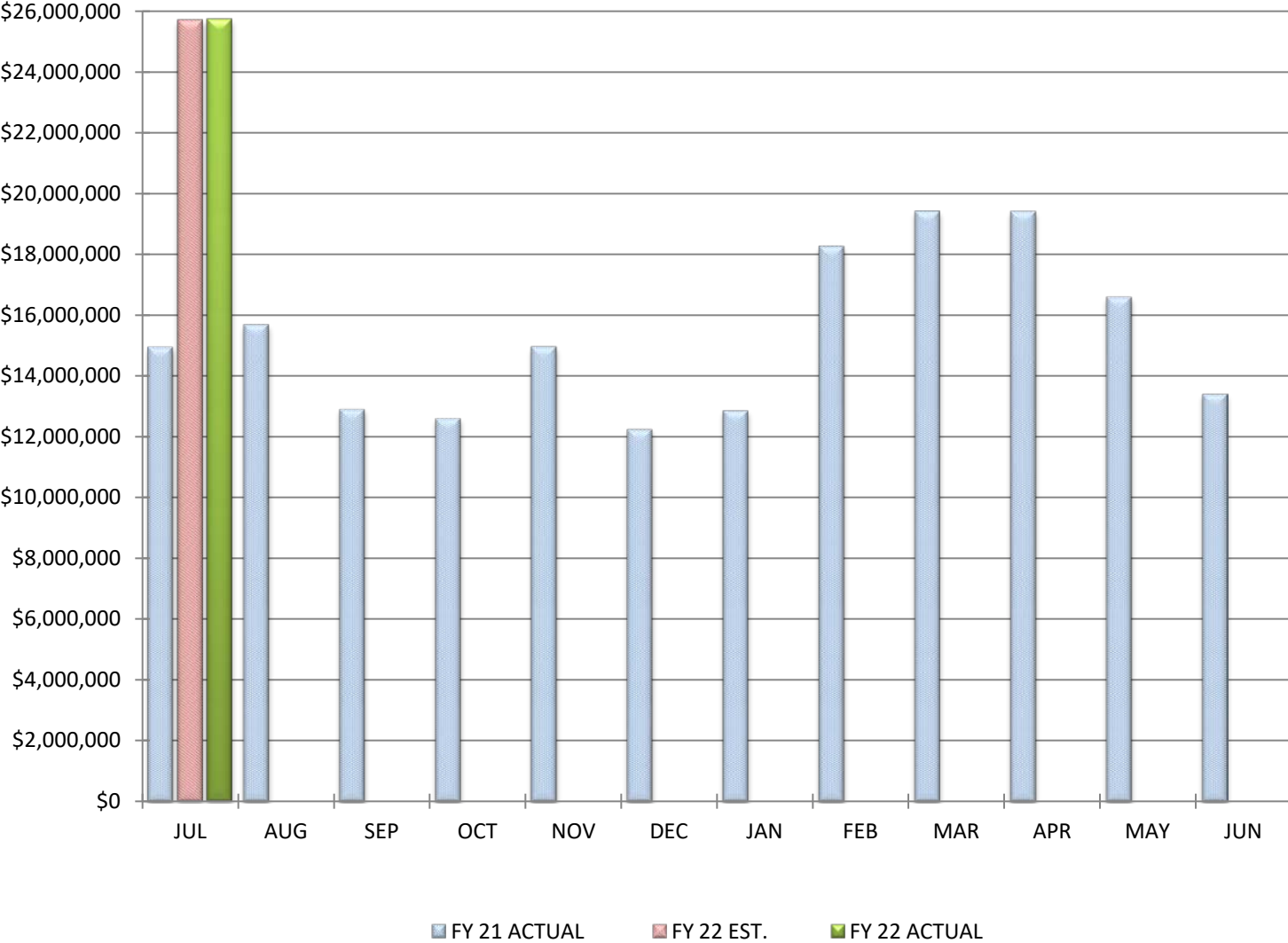
<u>CATEGORY</u>	<u>FY 22 EST.</u>	<u>FY 22 ACTUAL</u>	<u>VARIANCE</u>	<u>PERCENTAGE</u>
Revenues				
General Property Tax (Real Estate)	\$9,435,459	\$9,447,347	\$11,888	0.1%
Tangible Personal Property (PUPP)	2,155,894	2,155,893	(1)	0.0%
Income Tax	3,731,172	3,731,173	1	0.0%
Unrestricted State Grants-in-Aid	489,054	489,054	(0)	0.0%
Restricted State Grants-in-Aid	1,213	1,213	0	0.0%
Property Tax Allocation (Reimb.)	0	0	0	0.0%
All Other Revenues	66,050	66,050	(0)	0.0%
Total Revenues	15,878,842	15,890,729	11,887	0.1%
Other Financing Sources				
Advances-In	\$278,000	\$278,000	\$0	0.0%
All Other Financing Sources	681	681	0	0.0%
Total Other Financing Sources	278,681	278,681	0	0.0%
Total Revenues & Other Fin. Sources	\$16,157,523	\$16,169,410	\$11,887	0.1%
Expenditures				
Personal Services (Salaries & Wages)	\$1,994,550	\$1,991,810	(\$2,740)	-0.1%
Retirement/Insurance Benefits	985,653	983,919	(1,734)	-0.2%
Purchased Services	518,695	517,262	(1,433)	-0.3%
Supplies and Materials	264,000	263,996	(4)	0.0%
Capital Outlay	0	0	0	0.0%
Other Expenditure Objects	80,720	80,411	(309)	-0.4%
Total Expenditures	3,843,618	3,837,399	(6,219)	-0.2%
Other Financing Uses				
Operating Transfers-Out	\$0	\$0	\$0	0.0%
Advances-Out	0	0	0	0.0%
All Other Financing Uses	0	0	0	0.0%
Total Other Financing Uses	\$0	\$0	\$0	0.0%
Total Expenditures & Other Fin. Uses	\$3,843,618	\$3,837,399	(\$6,219)	-0.2%
Excess of Revenues & Other Fin. Sources over (under) Expenditures & Other Fin. Uses	\$12,313,905	\$12,332,012	\$18,107	0.1%
Beginning Cash Balance July 1	\$13,412,581	\$13,412,581	\$0	0.0%
Ending Cash Balance	\$25,726,486	\$25,744,593	\$18,107	0.1%
Estimated Encumbrances	\$3,624,817	\$3,626,366	(\$1,549)	
Unreserved Fund Balance	\$22,101,669	\$22,118,226	\$16,558	



BIG WALNUT | INSPIRE
LOCAL SCHOOLS | & GUIDE

VARIANCE ANALYSIS - GENERAL FUND

COMPARISON OF MONTHLY ENDING CASH BALANCES



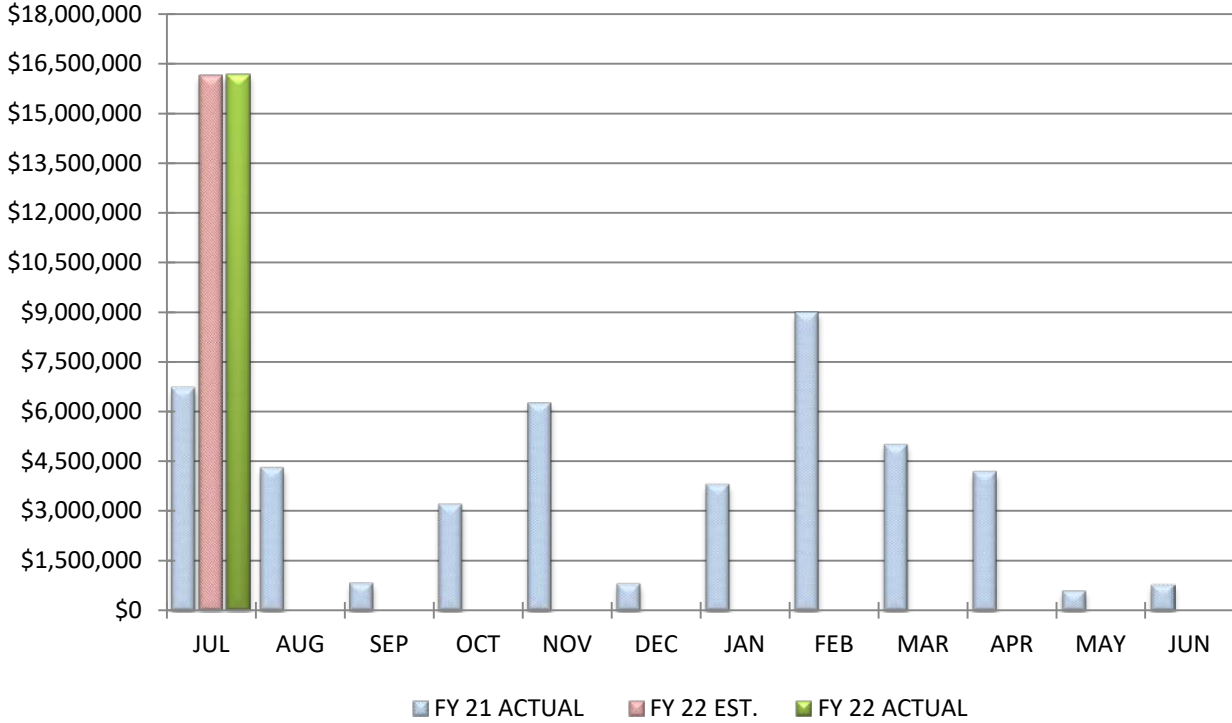
COMPARISON OF MONTHLY ENDING CASH BALANCES

July 31, 2021

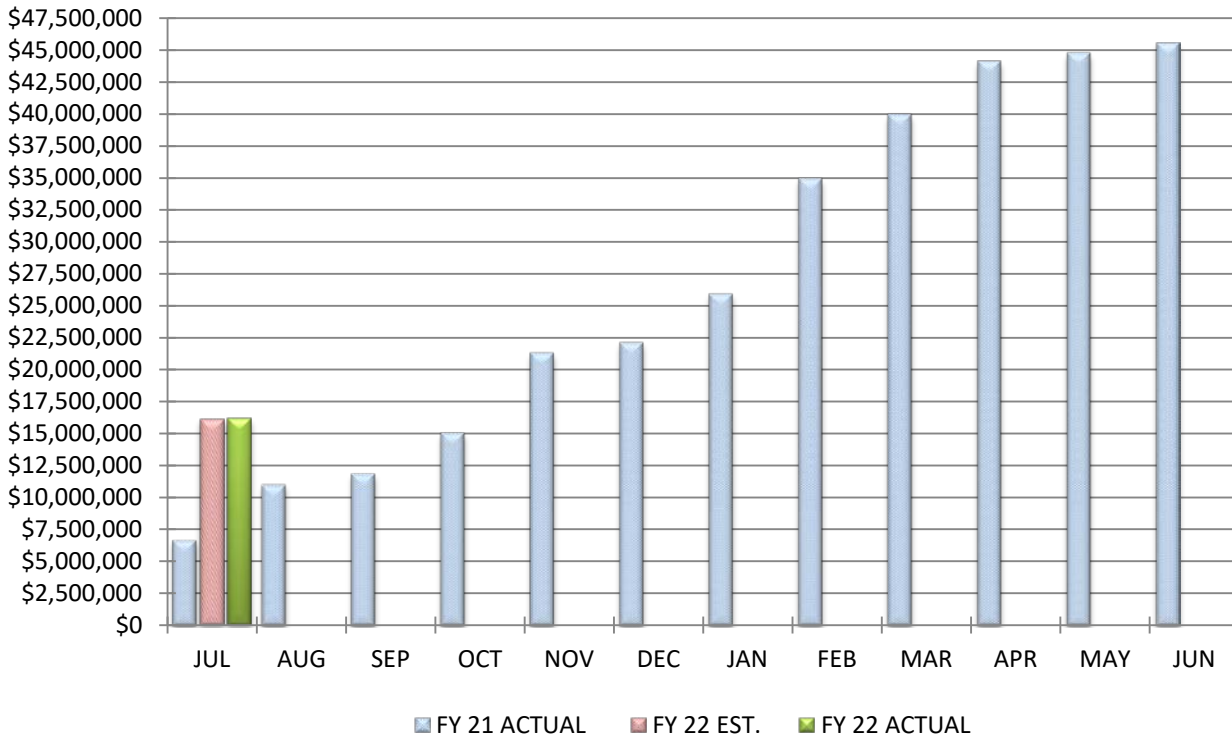
Actual Cash Balance		\$25,744,593
Estimated Cash Balance		\$25,726,486
Variance From Estimate	OVER	\$18,107
Percent Variance From Estimate	OVER	0.07%
Previous Year Cash Balance		\$14,949,197

COMMENTS: We are on target with our annual estimates. Our July 2021 balance is well over the previous year due to the 2020 county property tax payment deadline being delayed, as well as county property tax settlement challenges. Fortunately for our District, these same challenges did not occur this year.

COMPARISON OF TOTAL MONTHLY REVENUES & OTHER FINANCING SOURCES



COMPARISON OF TOTAL YEAR-TO-DATE REVENUES & OTHER FINANCING SOURCES

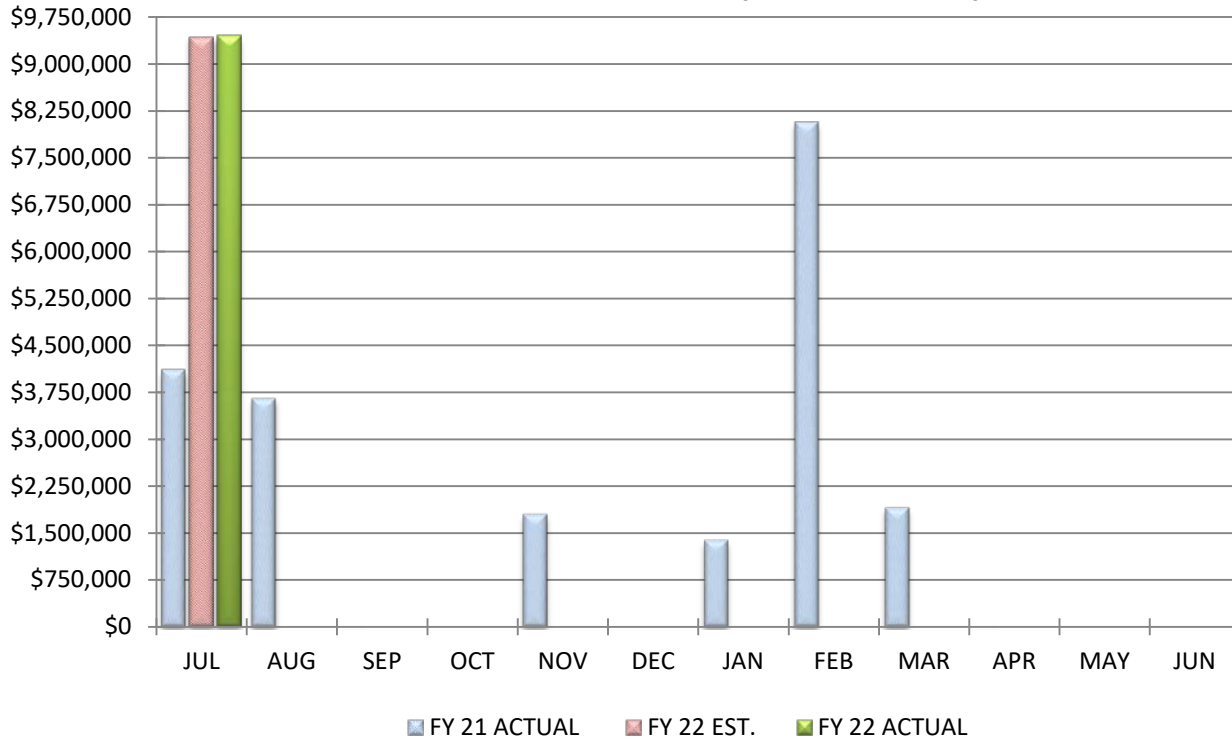


COMPARISON TOTAL REVENUES & OTHER FINANCING SOURCES

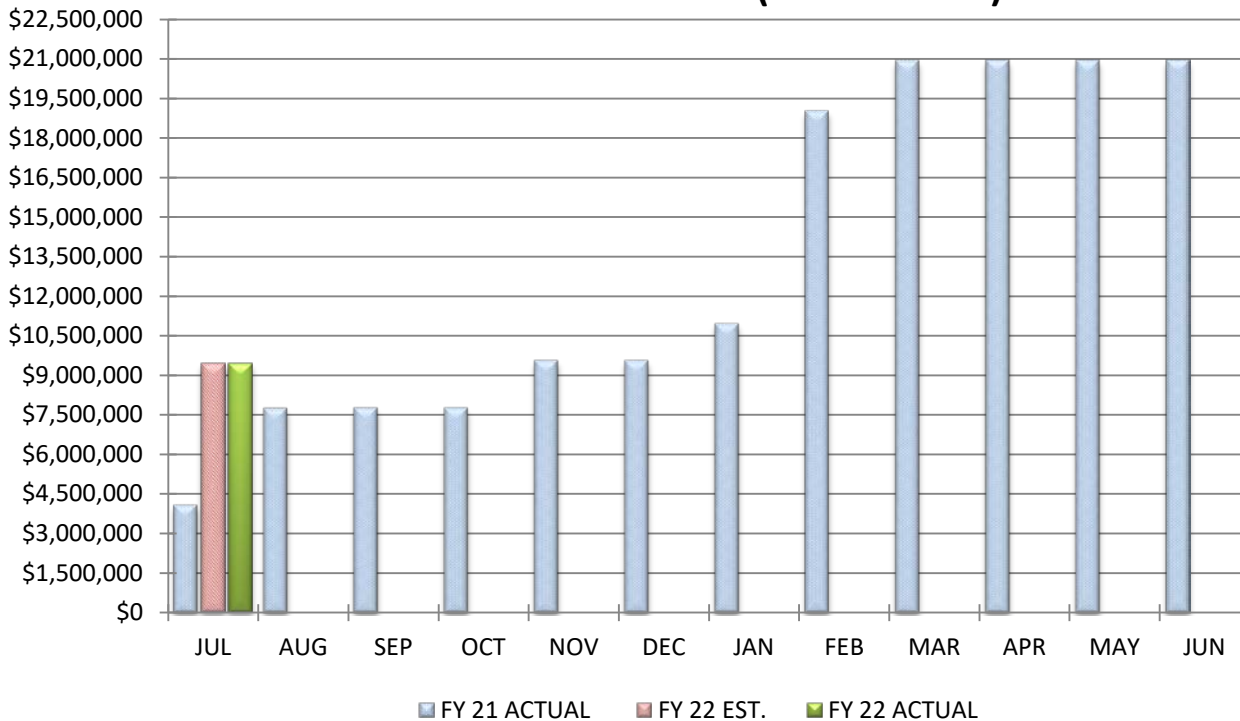
		July 31, 2021	
		<u>MONTH</u>	<u>YEAR-TO-DATE</u>
Actual Receipts		\$16,169,410	\$16,169,410
Estimated Receipts		\$16,157,523	\$16,157,523
Variance From Estimate	OVER	\$11,887	\$11,887
Variance From Estimate	OVER	0.07%	0.07%
Actual Prior Year		\$6,712,801	\$6,712,801
Total 2021-2022 Estimate			\$47,349,520
Percent Of Total Estimate Received			34.15%
Percent Of Budget Year Completed		1 Months	8.33%

COMMENTS: We are on target with our annual estimates. Our July 2021 revenues are well over the previous year due to the 2020 county property tax payment deadline being delayed, as well as county property tax settlement challenges. Additionally, income tax filing deadlines changes caused differences in our normal collection trends. Fortunately for our District, these same challenges did not occur this year.

COMPARISON OF TOTAL MONTHLY GENERAL PROPERTY TAX (REAL ESTATE)



COMPARISON OF TOTAL YEAR-TO-DATE GENERAL PROPERTY TAX (REAL ESTATE)

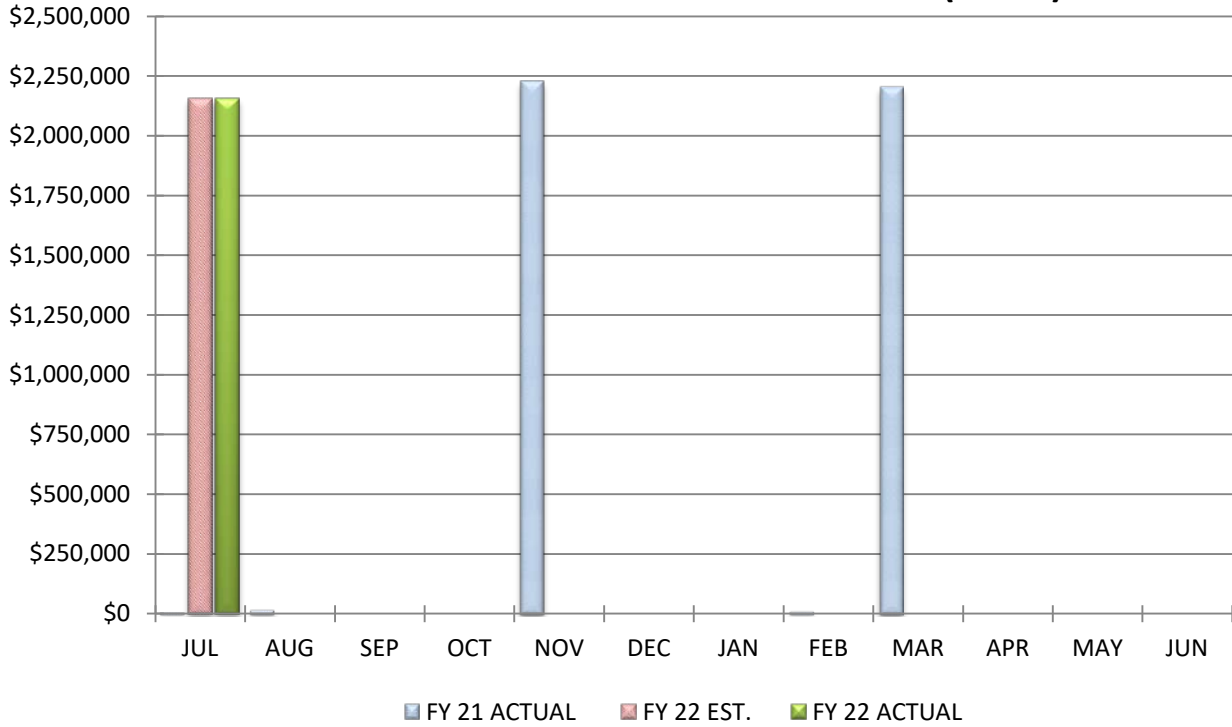


COMPARISON OF GENERAL PROPERTY TAX (REAL ESTATE)

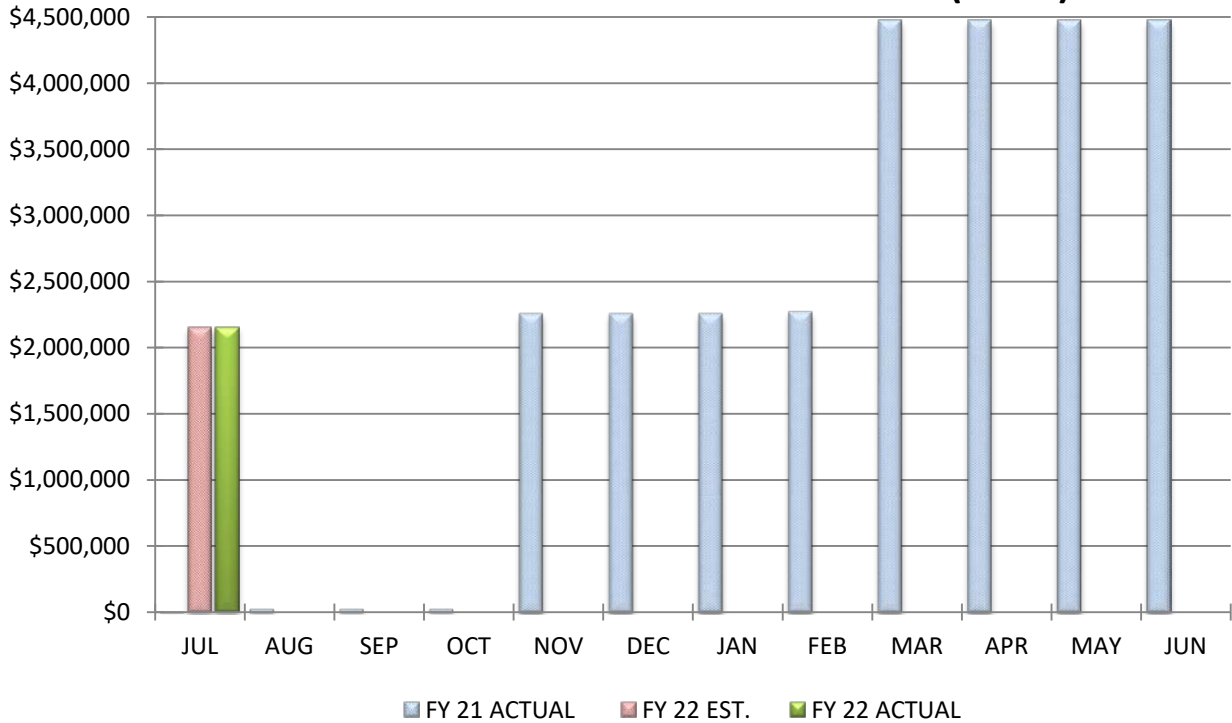
		July 31, 2021	
		<u>MONTH</u>	<u>YEAR-TO-DATE</u>
Actual Real Estate Tax Receipts		\$9,447,347	\$9,447,347
Estimated Real Estate Tax Receipts		\$9,435,459	\$9,435,459
Variance From Estimate	OVER	\$11,888	OVER
Variance From Estimate	OVER	0.13%	OVER
Actual Prior Year		\$4,105,509	\$4,105,509
Total 2021-2022 Estimate			\$22,501,893
Percent Of Total Estimate Received			41.98%
Percent Of Budget Year Completed		1 months	8.33%

COMMENTS: We are on target with our annual estimates. Our July 2021 property tax receipts are well over the previous year due to the 2020 county property tax payment deadline being delayed, as well as county property tax settlement challenges. Fortunately for our District, these same challenges did not occur this year.

COMPARISON OF TOTAL MONTHLY TANGIBLE PERSONAL PROPERTY TAX (PUPP)



COMPARISON OF TOTAL YEAR-TO-DATE TANGIBLE PERSONAL PROPERTY TAX (PUPP)

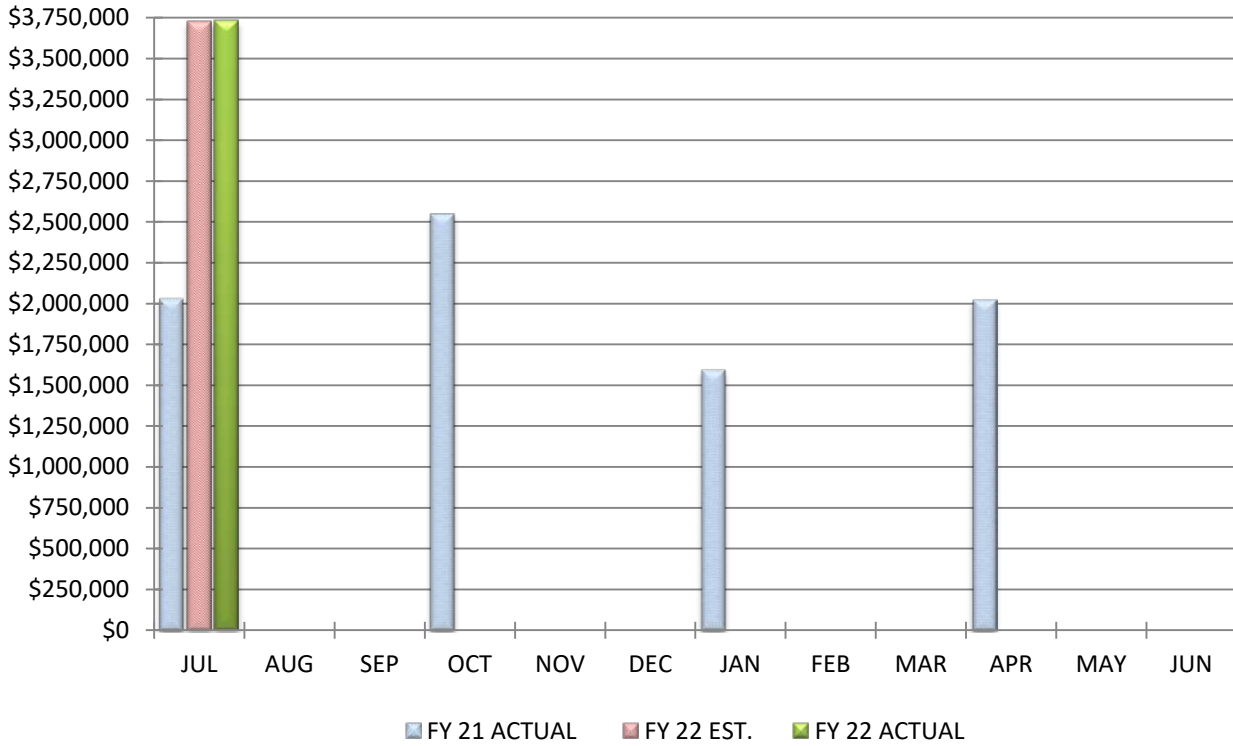


COMPARISON OF TANGIBLE PERSONAL PROPERTY TAX (PUPP)

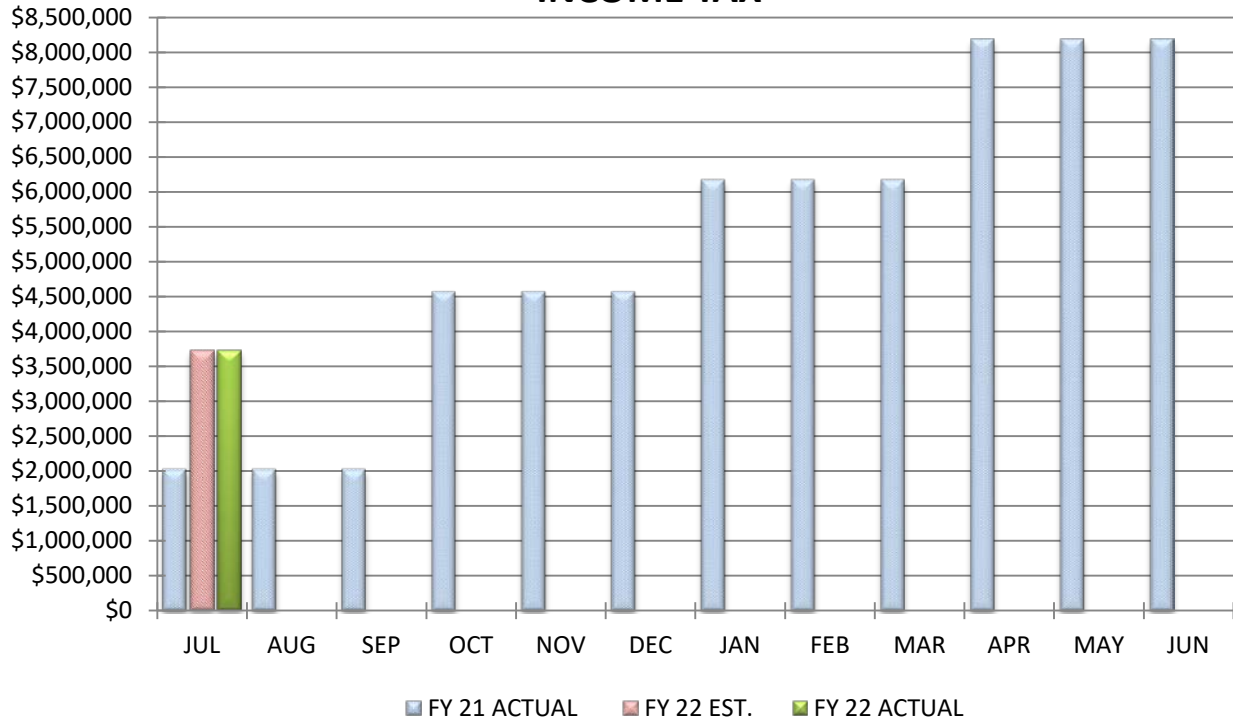
		July 31, 2021	
		<u>MONTH</u>	<u>YEAR-TO-DATE</u>
Actual PUPP Tax Receipts		\$2,155,893	\$2,155,893
Estimated PUPP Tax Receipts		\$2,155,894	\$2,155,894
Variance From Estimate	UNDER	(\$1)	(\$1)
Variance From Estimate	UNDER	0.00%	0.00%
Actual Prior Year		\$9,772	\$9,772
Total 2021-2022 Estimate			\$4,419,754
Percent Of Total Estimate Received			48.78%
Percent Of Budget Year Completed		1 months	8.33%

COMMENTS: We are on target with our annual estimates. Our July 2021 property tax receipts are well over the previous year due to the 2020 county property tax payment deadline being delayed, as well as county property tax settlement challenges. Fortunately for our District, these same challenges did not occur this year.

COMPARISON OF TOTAL MONTHLY INCOME TAX



COMPARISON OF TOTAL YEAR-TO-DATE INCOME TAX



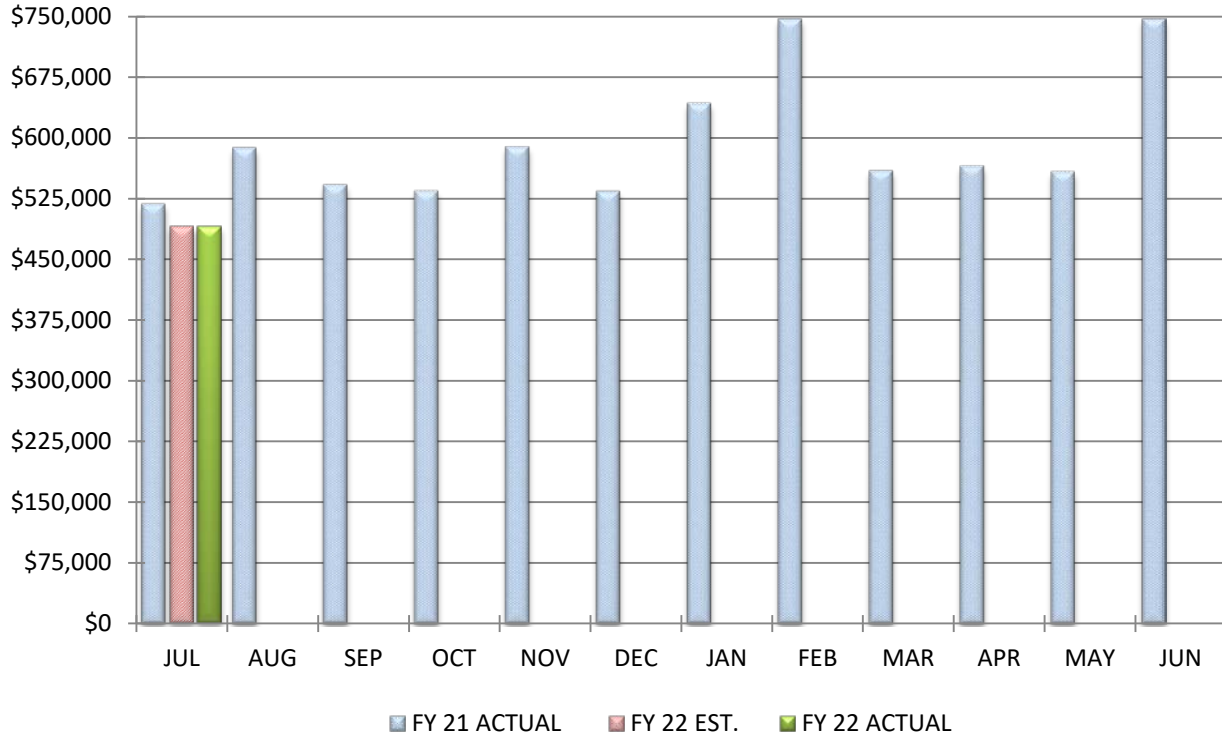
COMPARISON OF INCOME TAX

July 31, 2021

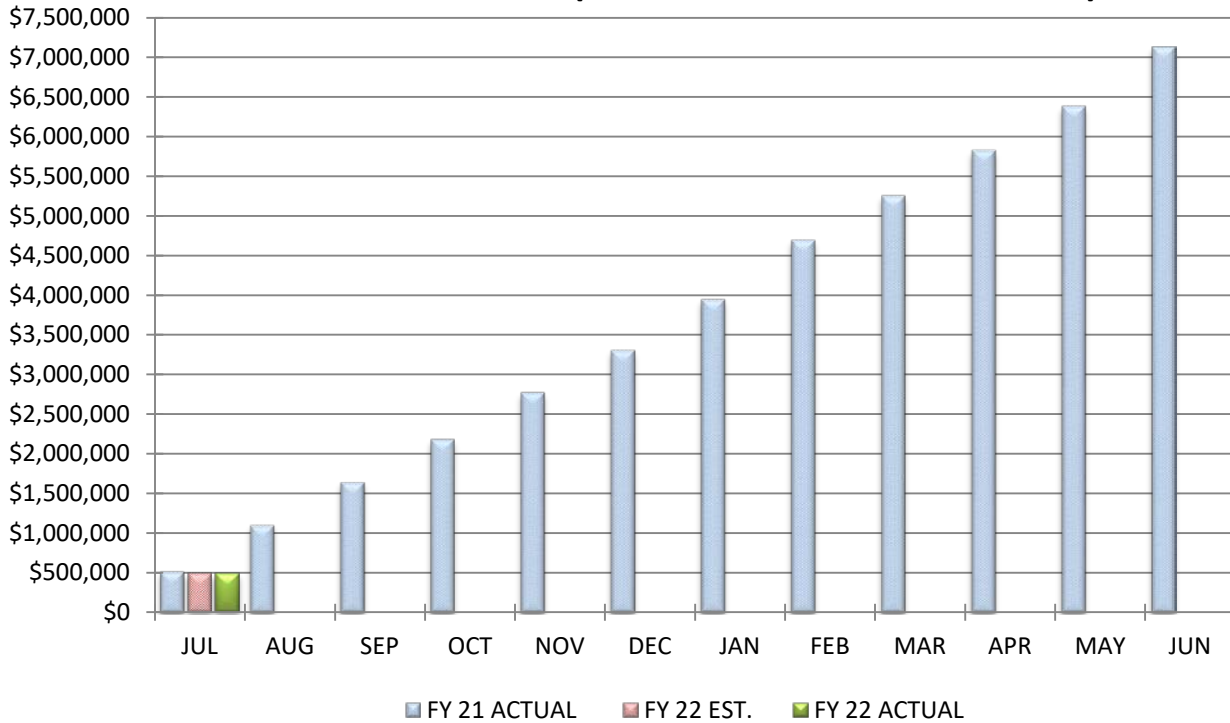
		<u>MONTH</u>		<u>YEAR-TO-DATE</u>
Actual State Receipts		\$3,731,173		\$3,731,173
Estimated State Receipts		\$3,731,172		\$3,731,172
Variance From Estimate	OVER	\$1	OVER	\$1
Variance From Estimate	OVER	0.00%	OVER	0.00%
Actual Prior Year		\$2,027,775		\$2,027,775
Total 2021-2022 Estimate				\$8,268,266
Percent Of Total Estimate Received				45.13%
Percent Of Budget Year Completed		1 months		8.33%

COMMENTS: We are on target with our annual estimates. Our July 2021 income tax receipts are well over the previous year. Last year, income tax filing deadlines were delayed, which caused major variances from our normal historical collection trends. Fortunately for our District, these same challenges did not occur this year.

COMPARISON OF TOTAL MONTHLY STATE GRANTS-IN-AID (UNRESTRICTED & RESTRICTED)



COMPARISON OF TOTAL YEAR-TO-DATE STATE GRANTS-IN-AID (UNRESTRICTED & RESTRICTED)



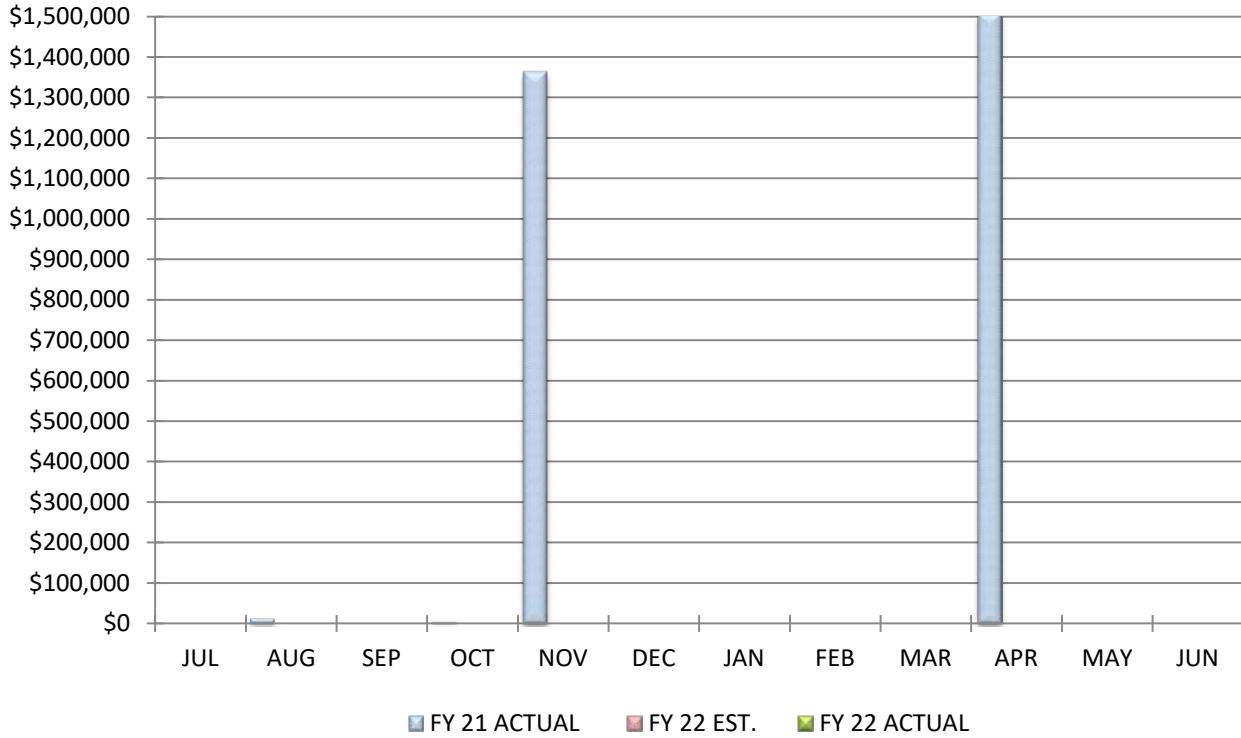
COMPARISON OF STATE GRANTS-IN-AID (UNRESTRICTED & RESTRICTED)

July 31, 2021

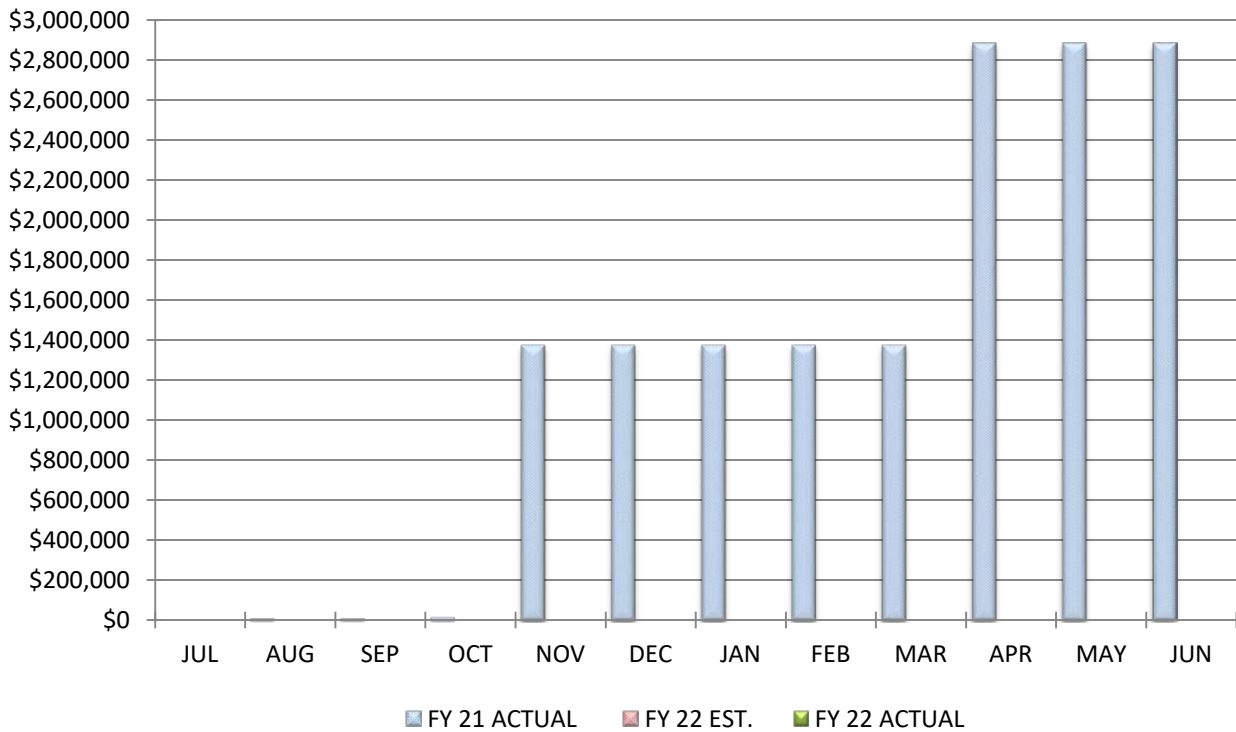
		<u>MONTH</u>		<u>YEAR-TO-DATE</u>
Actual State Receipts		\$490,267		\$490,267
Estimated State Receipts		\$490,267		\$490,267
Variance From Estimate	UNDER	(\$0)	UNDER	(\$0)
Variance From Estimate	UNDER	0.00%	UNDER	0.00%
Actual Prior Year		\$518,078		\$518,078
Total 2021-2022 Estimate				\$7,272,640
Percent Of Total Estimate Received				6.74%
Percent Of Budget Year Completed		1 months		8.33%

COMMENTS: We are on target with our annual estimates.

COMPARISON OF TOTAL MONTHLY STATE PROPERTY TAX ALLOCATIONS



COMPARISON OF TOTAL YEAR-TO-DATE STATE PROPERTY TAX ALLOCATIONS

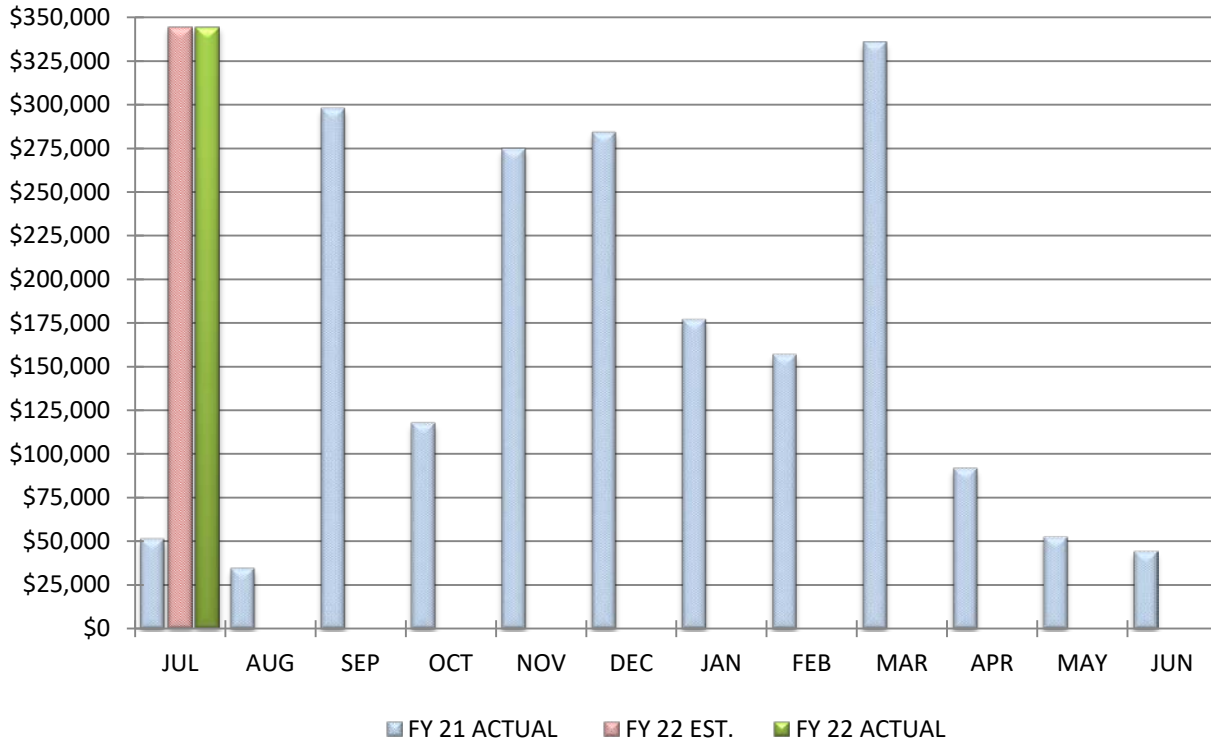


COMPARISON OF STATE PROPERTY TAX ALLOCATIONS

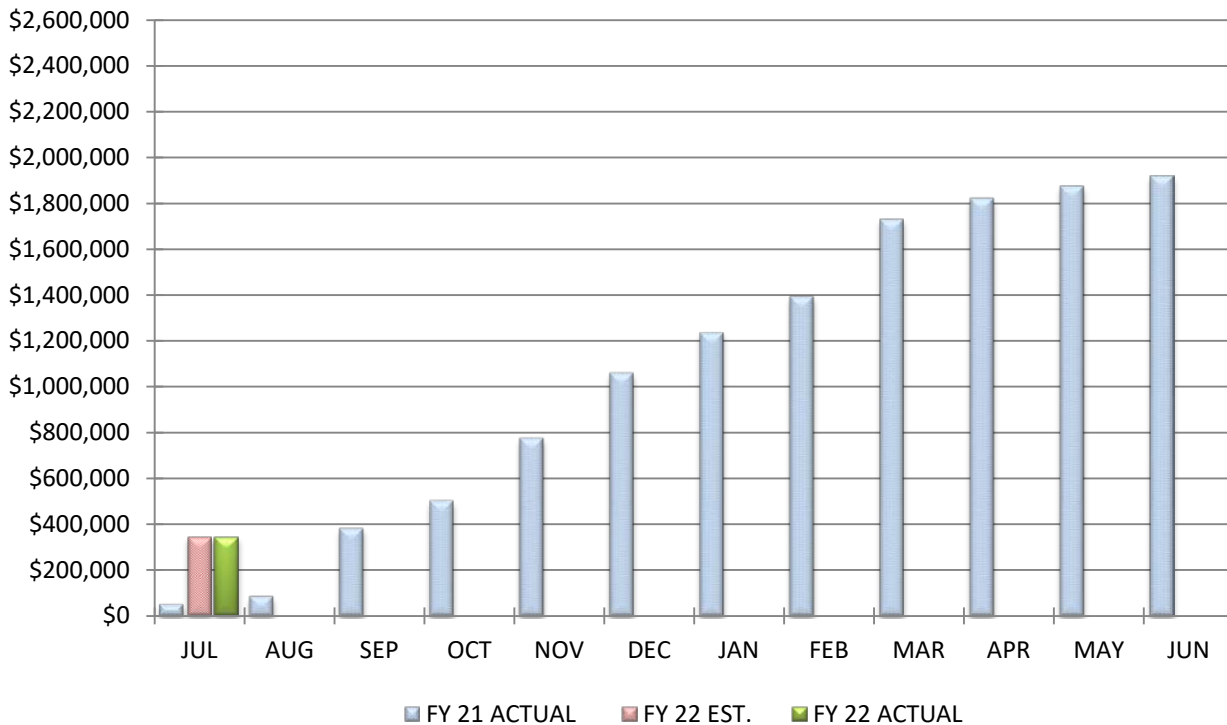
	July 31, 2021	
	<u>MONTH</u>	<u>YEAR-TO-DATE</u>
Actual Tax Allocation Receipts	\$0	\$0
Estimated Tax Allocation Receipts	\$0	\$0
Variance From Estimate	\$0	\$0
Variance From Estimate	0.00%	0.00%
Actual Prior Year	\$0	\$0
Total 2021-2022 Estimate		\$3,062,444
Percent Of Total Estimate Received		0.00%
Percent Of Budget Year Completed	1 months	8.33%

COMMENTS: We are on target with our annual estimates.

COMPARISON OF TOTAL MONTHLY OTHER REVENUES & OTHER FINANCING SOURCES



COMPARISON OF TOTAL YEAR-TO-DATE OTHER REVENUES & OTHER FINANCING SOURCES

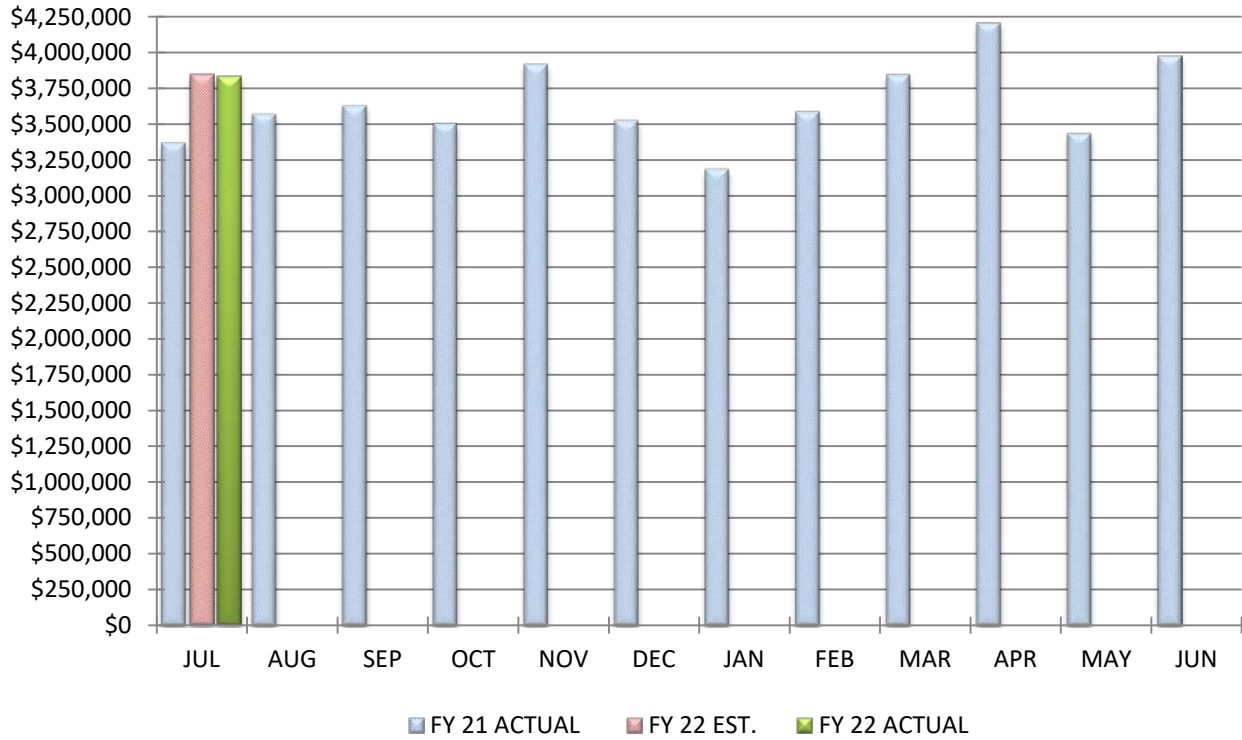


COMPARISON OF OTHER REVENUES & OTHER FINANCING SOURCES

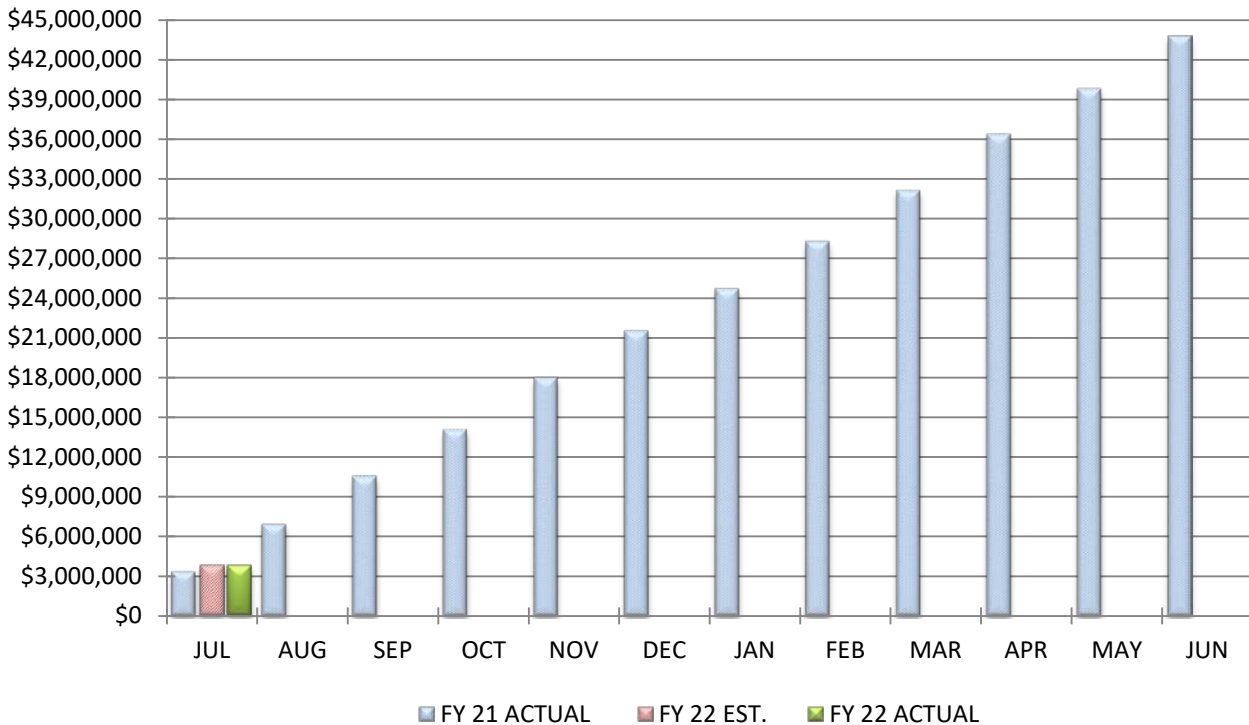
		July 31, 2021	
		<u>MONTH</u>	<u>YEAR-TO-DATE</u>
Actual Other Receipts		\$344,731	\$344,731
Estimated Other Receipts		\$344,731	\$344,731
Variance From Estimate	UNDER	(\$0)	UNDER (\$0)
Variance From Estimate	UNDER	0.00%	UNDER 0.00%
Actual Prior Year		\$51,666	\$51,666
Total 2021-2022 Estimate			\$1,824,523
Percent Of Total Estimate Received			18.89%
Percent Of Budget Year Completed		1 months	8.33%

COMMENTS: We are on target with our annual estimates. The July 2021 other revenues and other financing sources amount is higher than historical amounts due to the return of \$278,000 in July that was advanced to the food service fund at the end of fiscal year 2021.

COMPARISON OF TOTAL MONTHLY EXPENDITURES & OTHER FINANCING USES



COMPARISON OF TOTAL YEAR-TO-DATE EXPENDITURES & OTHER FINANCING USES

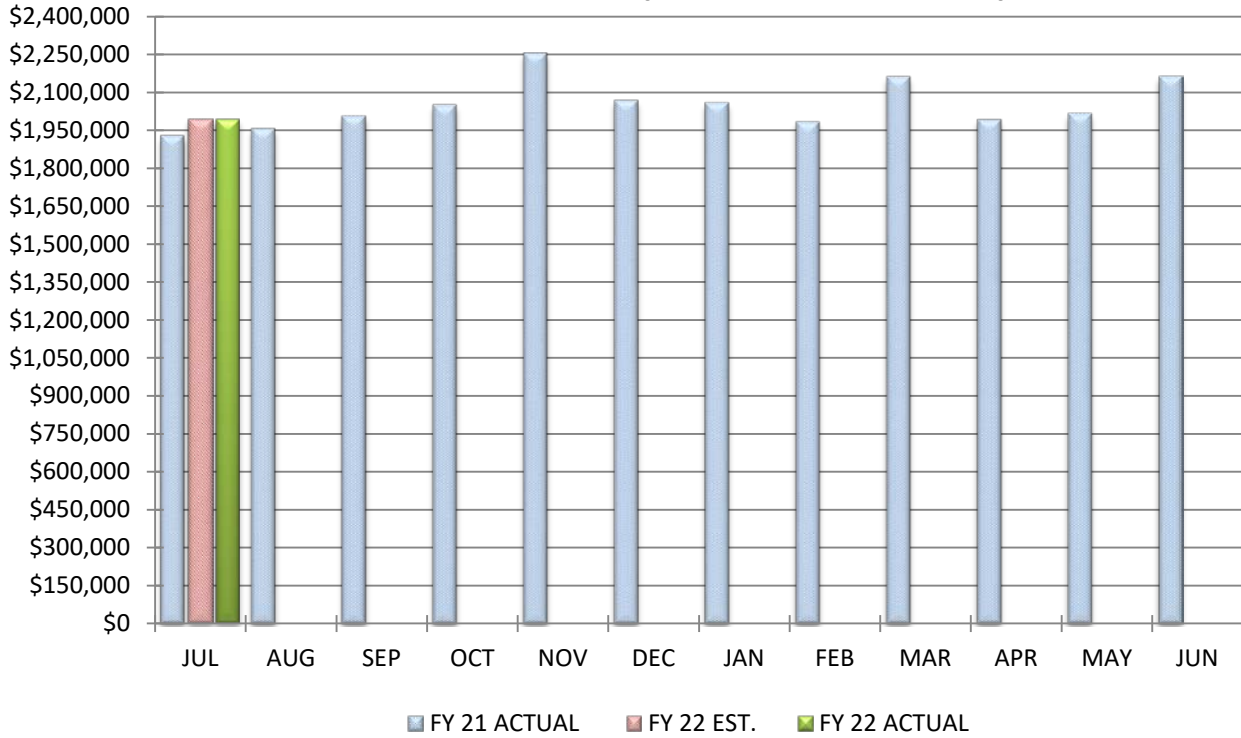


COMPARISON OF TOTAL EXPENDITURES & OTHER FINANCING USES

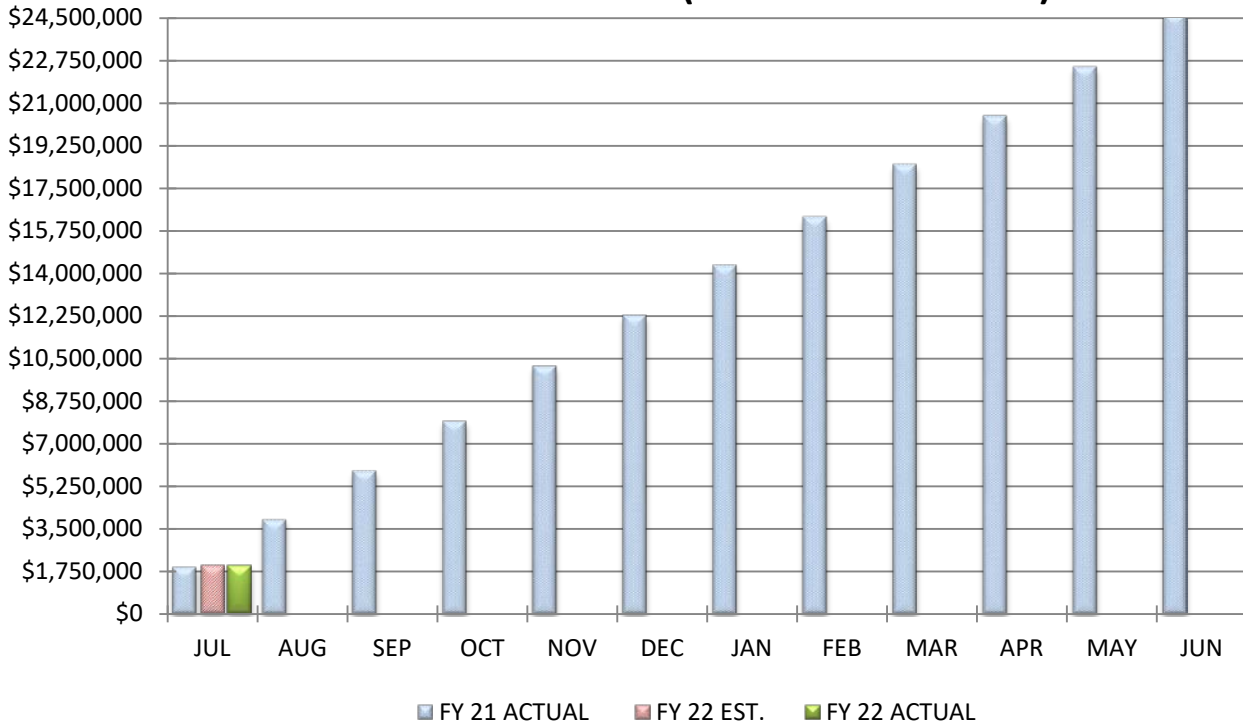
		July 31, 2021			
		<u>MONTH</u>		<u>YEAR-TO-DATE</u>	
Actual Expenditures		\$3,837,399		\$3,837,399	
Estimated Expenditures		\$3,843,618		\$3,843,618	
Variance From Estimate	UNDER	(\$6,219)	UNDER	(\$6,219)	
Variance From Estimate	UNDER	-0.16%	UNDER	-0.16%	
Actual Prior Year		\$3,366,989		\$3,366,989	
Total 2021-2022 Estimate				\$47,617,072	
Percent Of Total Estimate Spent				8.06%	
Percent Of Budget Year Completed			1 months	8.33%	

COMMENTS: We are on target with our annual estimates.

COMPARISON OF TOTAL MONTHLY PERSONAL SERVICES (SALARIES & WAGES)



COMPARISON OF TOTAL YEAR-TO-DATE PERSONAL SERVICES (SALARIES & WAGES)

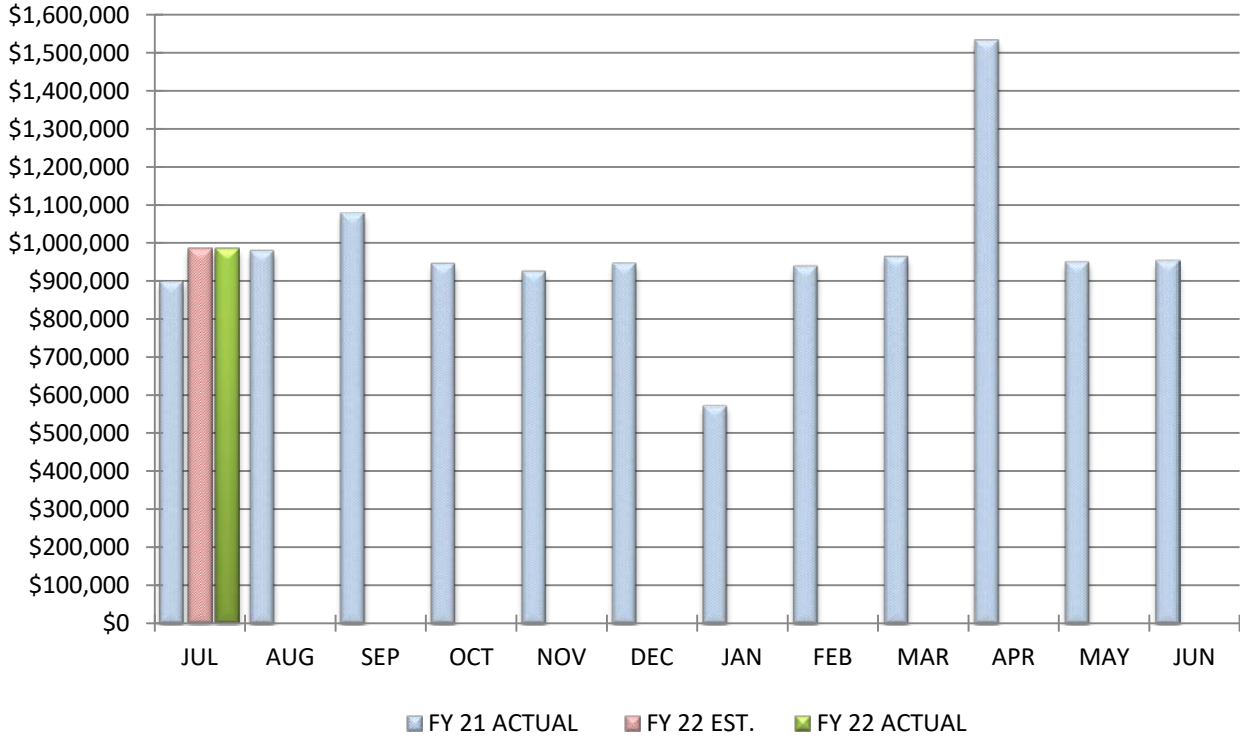


COMPARISON OF PERSONAL SERVICES (SALARIES & WAGES)

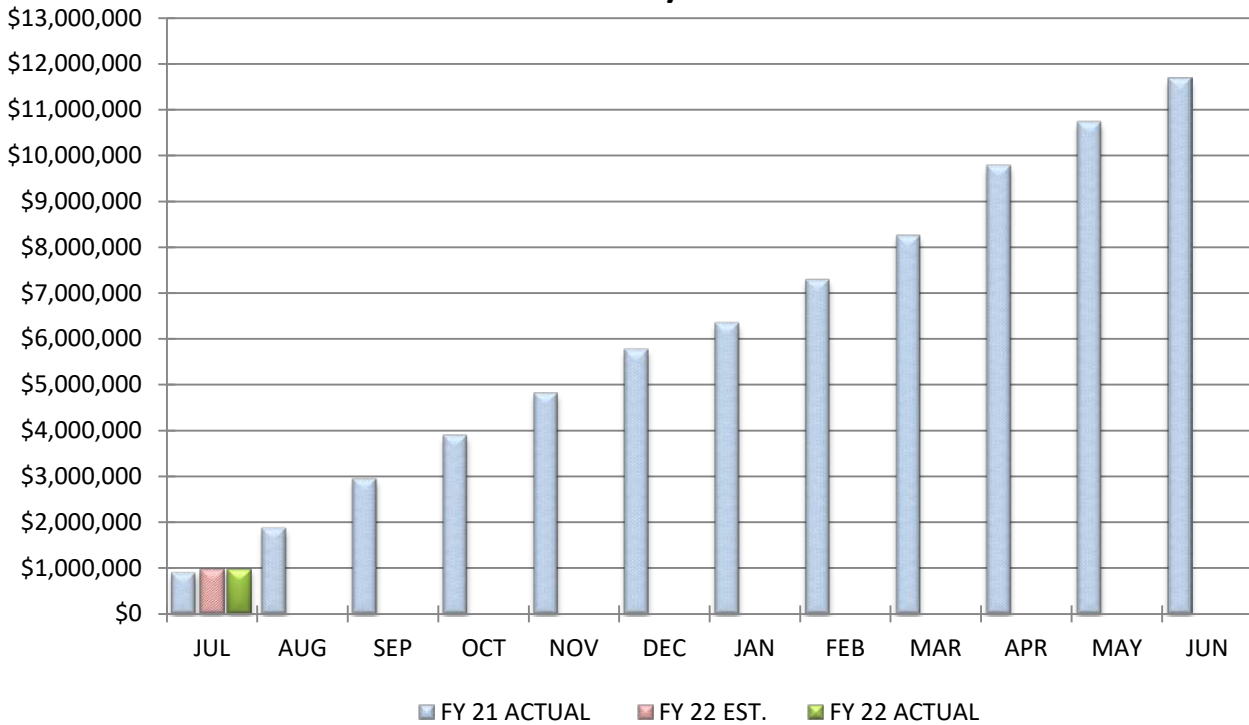
		July 31, 2021			
		<u>MONTH</u>		<u>YEAR-TO-DATE</u>	
Actual Wage Expenditures		\$1,991,810		\$1,991,810	
Estimated Wage Expenditures		\$1,994,550		\$1,994,550	
Variance From Estimate	UNDER	(\$2,740)		UNDER	(\$2,740)
Variance From Estimate	UNDER	-0.14%		UNDER	-0.14%
Actual Prior Year		\$1,927,019		\$1,927,019	
Total 2021-2022 Estimate				\$26,626,609	
Percent Of Total Estimate Spent				7.48%	
Percent Of Budget Year Completed			1 months	8.33%	

COMMENTS: We are on target with our annual estimates.

COMPARISON OF TOTAL MONTHLY EMPLOYEES' RETIREMENT/INSURANCE BENEFITS



COMPARISON OF TOTAL YEAR-TO-DATE EMPLOYEES' RETIREMENT/INSURANCE BENEFITS

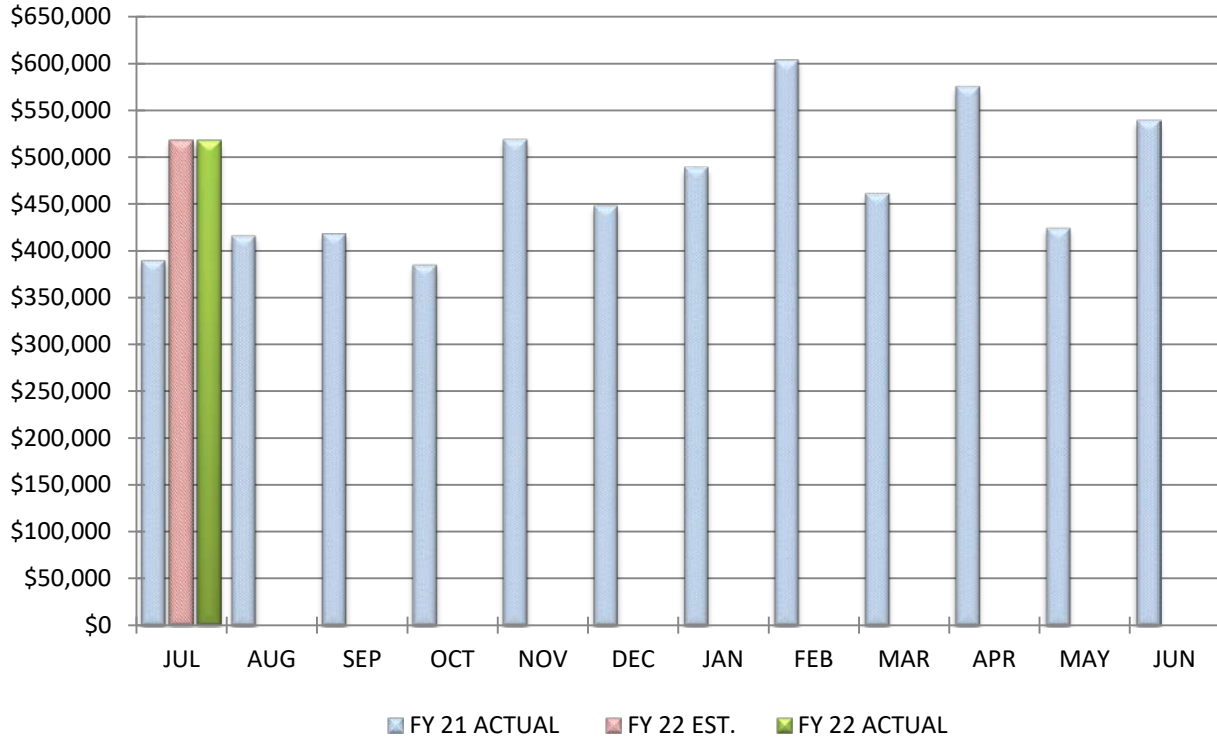


COMPARISON OF EMPLOYEES' RETIREMENT/INSURANCE BENEFITS

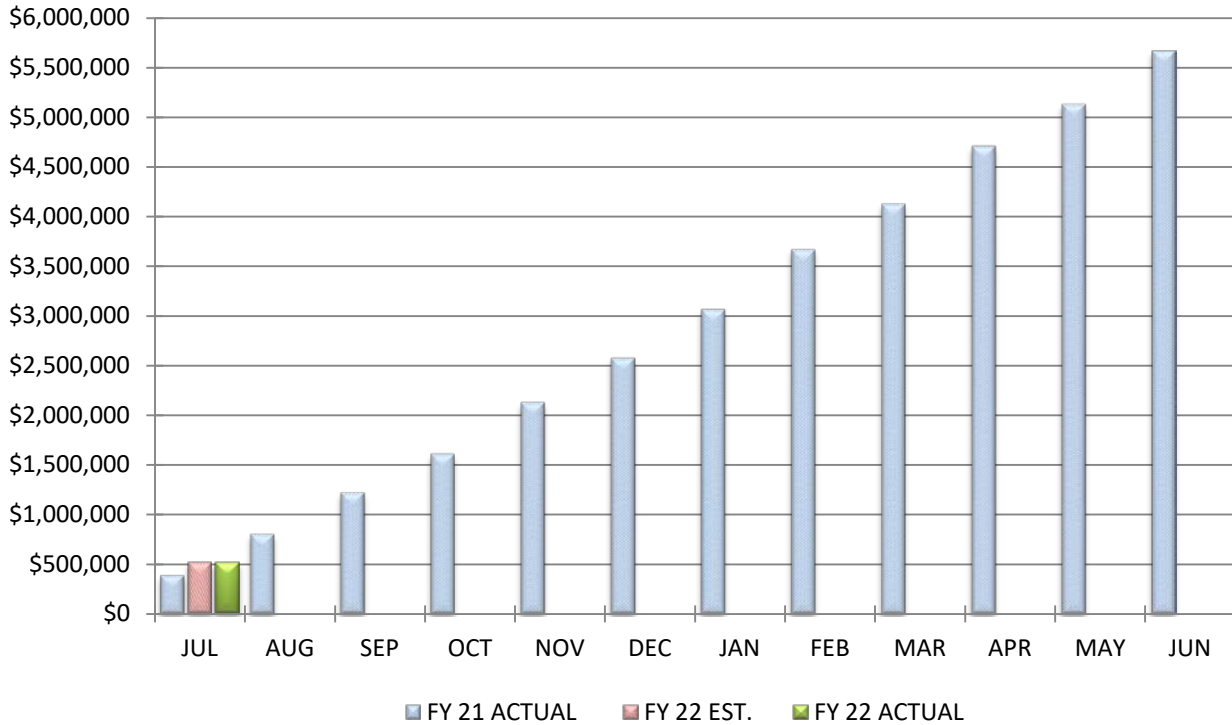
		July 31, 2021			
		<u>MONTH</u>		<u>YEAR-TO-DATE</u>	
Actual Fringe Benefit Expenditures		\$983,919		\$983,919	
Estimated Fringe Benefit Expenditures		\$985,653		\$985,653	
Variance From Estimate	UNDER	(\$1,734)	UNDER	(\$1,734)	
Variance From Estimate	UNDER	-0.18%	UNDER	-0.18%	
Actual Prior Year		\$898,519		\$898,519	
Total 2021-2022 Estimate				\$12,533,283	
Percent Of Total Estimate Spent				7.85%	
Percent Of Budget Year Completed			1 months	8.33%	

COMMENTS: We are on target with our annual estimates.

COMPARISON OF TOTAL MONTHLY PURCHASED SERVICES



COMPARISON OF TOTAL YEAR-TO-DATE PURCHASED SERVICES

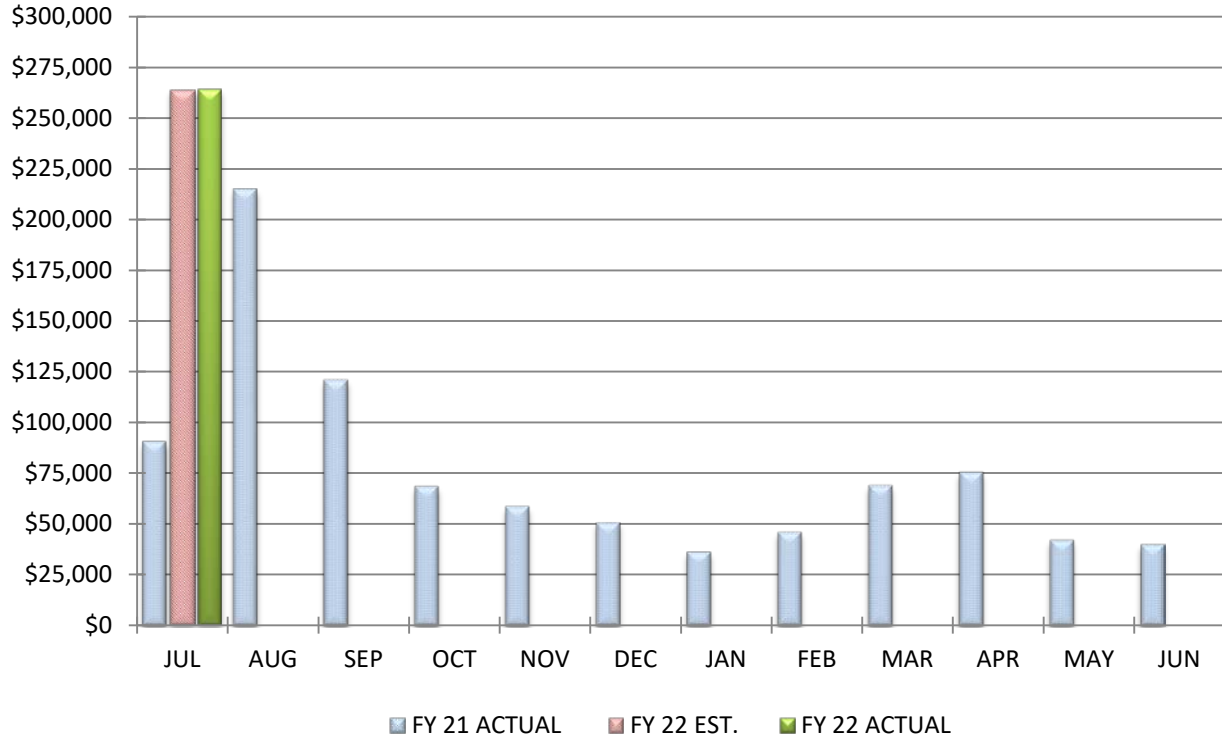


COMPARISON OF PURCHASED SERVICES

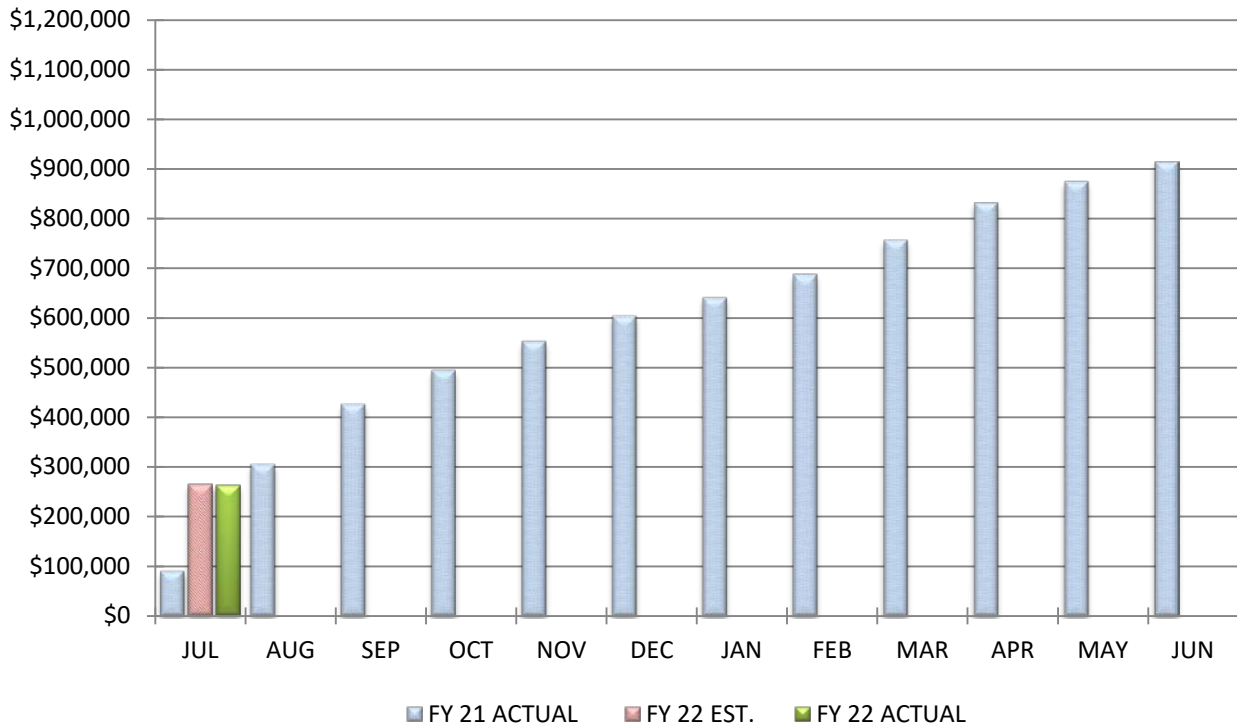
		July 31, 2021			
		<u>MONTH</u>		<u>YEAR-TO-DATE</u>	
Actual Service Expenditures		\$517,262		\$517,262	
Estimated Service Expenditures		\$518,695		\$518,695	
Variance From Estimate	UNDER	(\$1,433)	UNDER	(\$1,433)	
Variance From Estimate	UNDER	-0.28%	UNDER	-0.28%	
Actual Prior Year		\$389,775		\$389,775	
Total 2021-2022 Estimate				\$6,732,972	
Percent Of Total Estimate Spent				7.68%	
Percent Of Budget Year Completed			1 months	8.33%	

COMMENTS: We are on target with our annual estimates.

COMPARISON OF TOTAL MONTHLY SUPPLIES AND MATERIALS



COMPARISON OF TOTAL YEAR-TO-DATE SUPPLIES AND MATERIALS

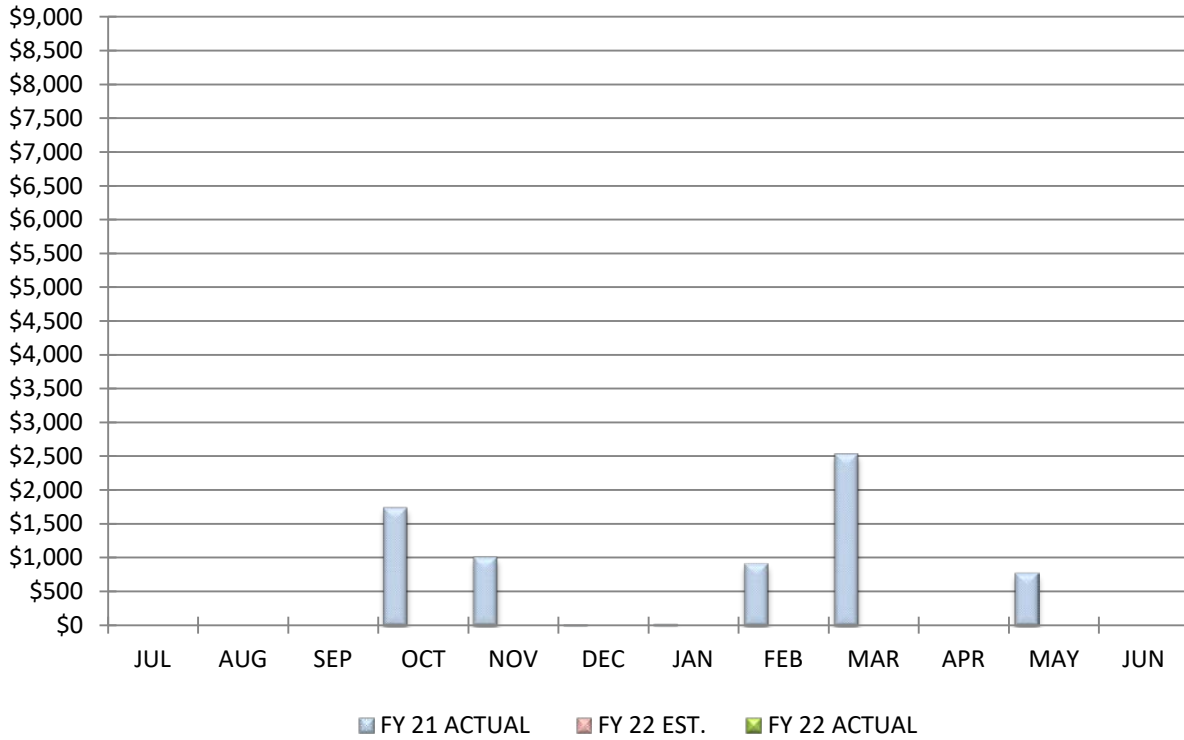


COMPARISON OF SUPPLIES AND MATERIALS

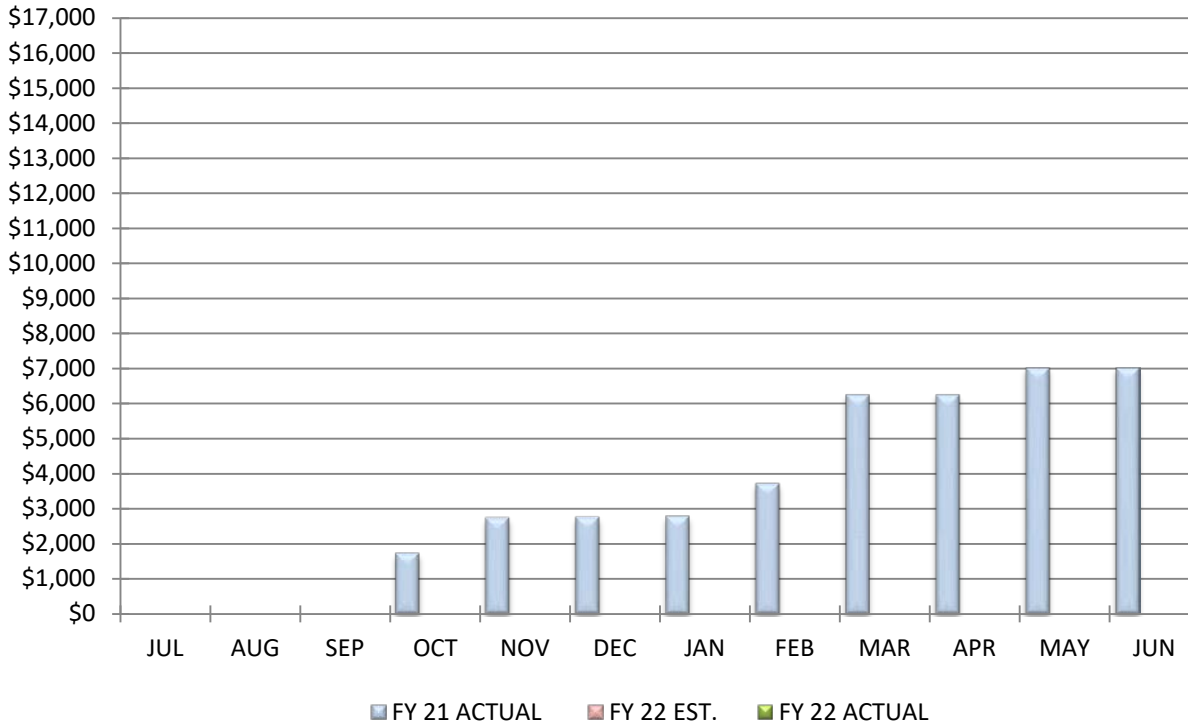
		July 31, 2021	
		MONTH	YEAR-TO-DATE
Actual Material Expenditures		\$263,996	\$263,996
Estimated Material Expenditures		\$264,000	\$264,000
Variance From Estimate	UNDER	(\$4)	UNDER (\$4)
Variance From Estimate	UNDER	0.00%	UNDER 0.00%
Actual Prior Year		\$90,634	\$90,634
Total 2021-2022 Estimate			\$1,127,722
Percent Of Total Estimate Spent			23.41%
Percent Of Budget Year Completed		1 months	8.33%

COMMENTS: We are on target with our annual estimates.

COMPARISON OF TOTAL MONTHLY CAPITAL OUTLAY



COMPARISON OF TOTAL YEAR-TO-DATE CAPITAL OUTLAY

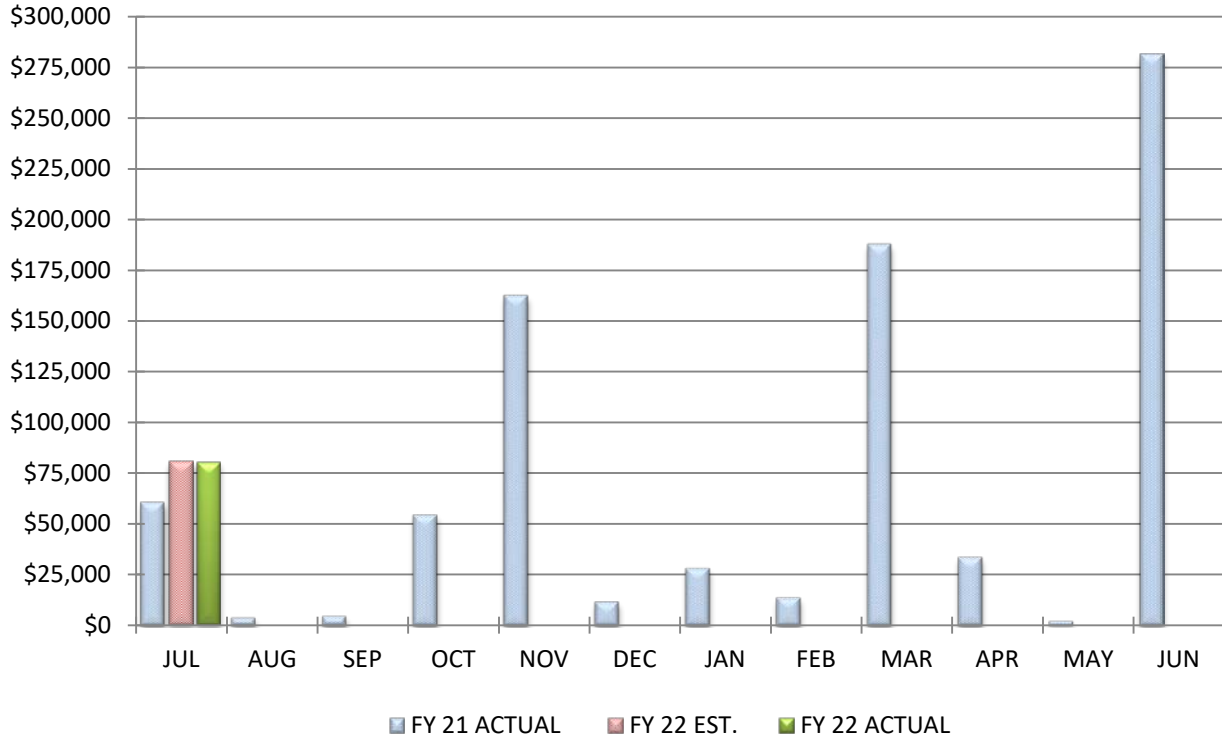


COMPARISON OF CAPITAL OUTLAY

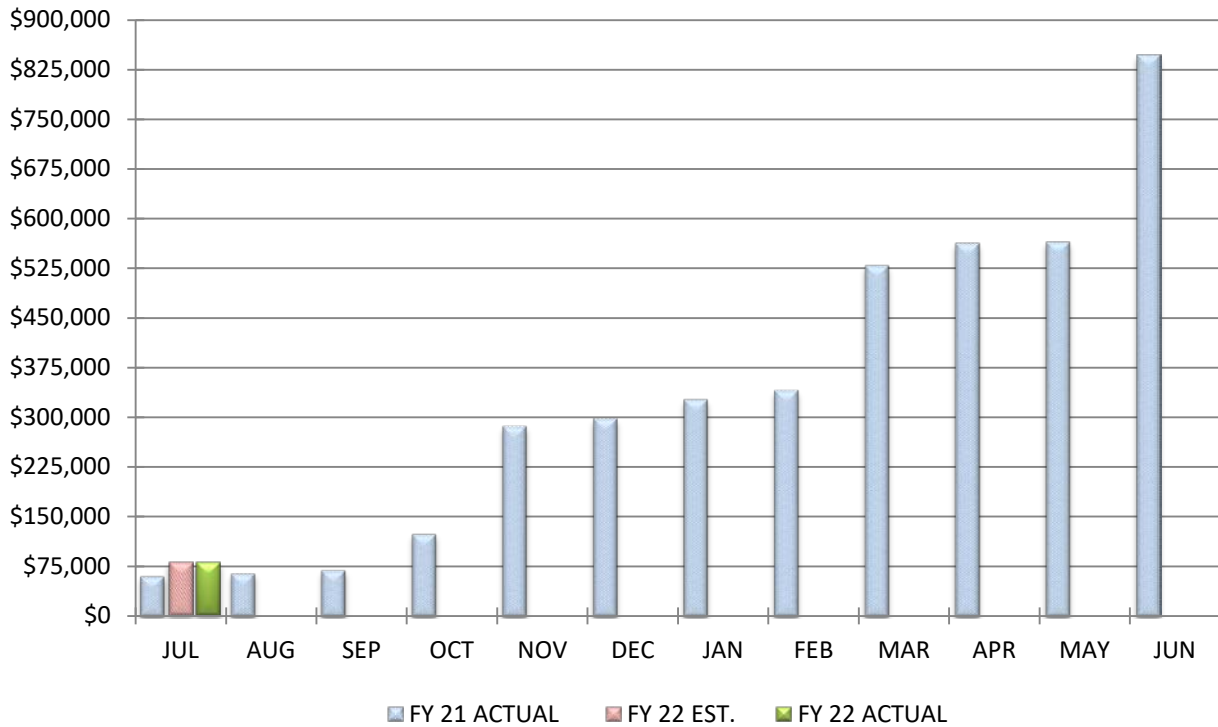
	July 31, 2021	
	<u>MONTH</u>	<u>YEAR-TO-DATE</u>
Actual Equipment Expenditures	\$0	\$0
Estimated Equipment Expenditures	\$0	\$0
Variance From Estimate	\$0	\$0
Variance From Estimate	0.00%	0.00%
Actual Prior Year	\$0	\$0
Total 2021-2022 Estimate		\$10,000
Percent Of Total Estimate Spent		0.00%
Percent Of Budget Year Completed	1 months	8.33%

COMMENTS: We are on target with our annual estimates.

COMPARISON OF TOTAL MONTHLY OTHER EXPENDITURE OBJECTS & OTHER FINANCING USES



COMPARISON OF TOTAL YEAR-TO-DATE OTHER EXPENDITURE OBJECTS & OTHER FINANCING USES



COMPARISON OF OTHER EXPENDITURE OBJECTS & OTHER FINANCING USES

		July 31, 2021			
		<u>MONTH</u>		<u>YEAR-TO-DATE</u>	
Actual Other Expenditures		\$80,411		\$80,411	
Estimated Other Expenditures		\$80,720		\$80,720	
Variance From Estimate	UNDER	(\$309)	UNDER	(\$309)	
Variance From Estimate	UNDER	-0.38%	UNDER	-0.38%	
Actual Prior Year		\$61,041		\$61,041	
Total 2021-2022 Estimate				\$586,486	
Percent Of Total Estimate Spent				13.71%	
Percent Of Budget Year Completed			1 months	8.33%	

COMMENTS: We are on target with our annual estimates.



BIG WALNUT | INSPIRE
LOCAL SCHOOLS & GUIDE

RECEIPTS, EXPENDITURES, AND FUND BALANCES REPORT

AND

MONTHLY SUMMARY CHECK REGISTER

JULY 2021 - RECEIPTS, EXPENDITURES, AND FUND BALANCES REPORT

Code	Fund Description	FY Beginning Balance	MTD Actual Receipts	FYTD Actual Receipts	MTD Expended	FYTD Expended	Current Balance	FY Encumbrances	FYTD Unencumbered
001	GENERAL	\$13,412,580.60	\$16,169,410.45	\$16,169,410.45	\$3,844,216.72	\$3,844,216.72	\$25,737,774.33	\$3,626,366.20	\$22,111,408.13
002	BOND RETIREMENT	5,658,379.48	3,752,330.00	3,752,330.00	0.00	0.00	9,410,709.48	9,349,733.49	60,975.99
003	PERMANENT IMPROVEMENT	1,292,222.40	524,787.00	524,787.00	88,280.39	88,280.39	1,728,729.01	825,558.27	903,170.74
004	BUILDING	27,057,383.59	13,655.31	13,655.31	2,562,008.99	2,562,008.99	24,509,029.91	22,110,250.41	2,398,779.50
006	FOOD SERVICE	2,665.99	305,121.08	305,121.08	358,639.21	358,639.21	(50,852.14)	289,533.00	(340,385.14)
012	ADULT EDUCATION	4,019.80	0.00	0.00	0.00	0.00	4,019.80	0.00	4,019.80
014	ROTARY-INTERNAL SERVICES	28,876.30	0.00	0.00	0.00	0.00	28,876.30	44,558.00	(15,681.70)
018	PUBLIC SCHOOL SUPPORT	111,989.50	28.00	28.00	7,950.05	7,950.05	104,067.45	10,091.83	93,975.62
019	OTHER GRANT	7,371.44	0.00	0.00	0.00	0.00	7,371.44	183.29	7,188.15
022	DISTRICT AGENCY	74,170.04	0.89	0.89	1.40	1.40	74,169.53	22,639.28	51,530.25
028	SPECIAL EDUCATION FUND	892.58	0.00	0.00	0.00	0.00	892.58	0.00	892.58
070	CAPITAL PROJECTS	113,119.03	912.53	912.53	0.00	0.00	114,031.56	0.00	114,031.56
200	STUDENT MANAGED ACTIVITY	147,532.99	0.00	0.00	347.25	347.25	147,185.74	97,461.28	49,724.46
300	DISTRICT MANAGED ACTIVITY	83,317.11	21,914.11	21,914.11	51,591.79	51,591.79	53,639.43	128,232.95	(74,593.52)
401	AUXILIARY SERVICES	89,080.87	15.99	15.99	23,766.90	23,766.90	65,329.96	64,877.46	452.50
451	DATA COMMUNICATION FUND	0.00	0.00	0.00	0.00	0.00	0.00	0.00	0.00
467	STUDENT WELLNESS AND SUCCESS FUND	144,195.09	0.00	0.00	11,456.01	11,456.01	132,739.08	63.89	132,675.19
499	MISCELLANEOUS STATE GRANT FUND	7,523.29	28,072.68	28,072.68	3,581.61	3,581.61	32,014.36	16,841.96	15,172.40
507	ELEMENTARY AND SECONDARY SCHOOL EMERGENCY RELIEF FUND	(99,059.96)	99,059.96	99,059.96	0.00	0.00	0.00	0.00	0.00
510	CORONA VIRUS RELIEF FUND	(2,575.39)	2,575.39	2,575.39	0.00	0.00	0.00	0.00	0.00
516	IDEA PART B GRANTS	(46,319.46)	70,831.20	70,831.20	62,026.09	62,026.09	(37,514.35)	6,419.15	(43,933.50)
551	LIMITED ENGLISH PROFICIENCY	0.00	0.00	0.00	0.00	0.00	0.00	0.00	0.00
572	TITLE I DISADVANTAGED CHILDREN	(14,524.59)	14,524.59	14,524.59	18,535.12	18,535.12	(18,535.12)	4,223.08	(22,758.20)
587	IDEA PRESCHOOL-HANDICAPPED	(309.00)	309.00	309.00	69.00	69.00	(69.00)	148.57	(217.57)
590	IMPROVING TEACHER QUALITY	(1,870.92)	1,870.92	1,870.92	(512.10)	(512.10)	512.10	4,387.10	(3,875.00)
599	MISCELLANEOUS FED. GRANT FUND	(250.44)	0.00	0.00	(125.22)	(125.22)	(125.22)	0.00	(125.22)
Grand Total		\$48,070,410.34	\$21,005,419.10	\$21,005,419.10	\$7,031,833.21	\$7,031,833.21	\$62,043,996.23	\$36,601,569.21	\$25,442,427.02

Big Walnut Local Schools Disbursement Report-All-20210731

Check #	Check Type	Vendor #	Primary Name	Date	Amount	Reconcile Date	Status	Void Date	Type
0	Electronic	900001	PNC Bank - Visa	7/14/2021	\$ 4,785.61		OUTSTANDING		ACCOUNTS_PAYA BLE
0	Electronic			7/15/2021	1,034,215.57		OUTSTANDING		PAYROLL
0	Electronic			7/1/2021	12,731.25		OUTSTANDING		PAYROLL
0	Electronic			7/16/2021	3,862.48		OUTSTANDING		PAYROLL
0	Electronic	900500	Payroll Account	7/20/2021	29,891.69		OUTSTANDING		ACCOUNTS_PAYA BLE
0	Electronic	920000	SCHOOL EMPLOYEES	7/20/2021	35,210.86		OUTSTANDING		ACCOUNTS_PAYA BLE
0	Electronic	910000	STATE TEACHERS	7/20/2021	110,339.77		OUTSTANDING		ACCOUNTS_PAYA BLE
0	Check	991534	CharacterStrong, LLC	7/22/2021	499.00		VOID	7/22/2021	ACCOUNTS_PAYA BLE
0	Electronic			7/30/2021	1,062,504.31		OUTSTANDING		PAYROLL
0	Electronic	900800	Delta Dental Plan of Ohio, Inc	7/28/2021	12,465.75		OUTSTANDING		ACCOUNTS_PAYA BLE
0	Electronic	910000	STATE TEACHERS	7/28/2021	141,718.23		OUTSTANDING		ACCOUNTS_PAYA BLE
0	Electronic	900025	Dearborn Life Insurance Co	7/28/2021	1,594.08		OUTSTANDING		ACCOUNTS_PAYA BLE
0	Electronic	900500	Payroll Account	7/28/2021	30,292.13		OUTSTANDING		ACCOUNTS_PAYA BLE
0	Electronic	920000	SCHOOL EMPLOYEES	7/28/2021	54,937.14		OUTSTANDING		ACCOUNTS_PAYA BLE
0	Electronic	900035	ArbitratorPay Trust Account	7/30/2021	15,950.00		OUTSTANDING		ACCOUNTS_PAYA BLE
0	Electronic	900600	United Health Care Insurance	7/30/2021	610,016.34		OUTSTANDING		ACCOUNTS_PAYA BLE
124931	Check	5534	META - Marion Office	7/8/2021	63,772.27		OUTSTANDING		ACCOUNTS_PAYA BLE
124932	Check	171	Scholastic Teacher Resources	7/13/2021	4.46		OUTSTANDING		ACCOUNTS_PAYA BLE
124933	Check	1115	Del-Co Water Co.	7/13/2021	2,910.16		OUTSTANDING		ACCOUNTS_PAYA BLE
124934	Check	2504	American Electric	7/13/2021	34,242.22		OUTSTANDING		ACCOUNTS_PAYA BLE
124935	Check	3137	Tristar Transportation Co	7/13/2021	259.10		OUTSTANDING		ACCOUNTS_PAYA BLE
124936	Check	5171	Perma-Bound Books	7/13/2021	78.12		OUTSTANDING		ACCOUNTS_PAYA BLE
124937	Check	5183	Apple Computer, Inc.	7/13/2021	1,495.00		OUTSTANDING		ACCOUNTS_PAYA BLE
124938	Check	5237	ESC of Central Ohio	7/13/2021	119.69		OUTSTANDING		ACCOUNTS_PAYA BLE
124939	Check	5529	POSTMASTER	7/13/2021	10,000.00		OUTSTANDING		ACCOUNTS_PAYA BLE
124940	Check	5725	BRICKER & ECKLER LLP	7/13/2021	3,013.20		OUTSTANDING		ACCOUNTS_PAYA BLE

Big Walnut Local Schools Disbursement Report-All-20210731

Check #	Check Type	Vendor #	Primary Name	Date	Amount	Reconcile Date	Status	Void Date	Type
124941	Check	5830	Lakeshore Learning Materials	7/13/2021	\$ 2,471.23		OUTSTANDING		ACCOUNTS_PAYA BLE
124942	Check	6330	T-Mobile USA Inc	7/13/2021	546.66		VOID	7/14/2021	ACCOUNTS_PAYA BLE
124943	Check	6457	Delaware County Sheriff's Offc	7/13/2021	5,223.51		OUTSTANDING		ACCOUNTS_PAYA BLE
124944	Check	7454	Ohio High School Athletic	7/13/2021	275.00		OUTSTANDING		ACCOUNTS_PAYA BLE
124945	Check	70203	Music & Arts Center	7/13/2021	540.46		OUTSTANDING		ACCOUNTS_PAYA BLE
124946	Check	711093	Internal Revenue Service	7/13/2021	15.16		OUTSTANDING		ACCOUNTS_PAYA BLE
124947	Check	790585	Hylant Administrative Services	7/13/2021	131,532.00		OUTSTANDING		ACCOUNTS_PAYA BLE
124948	Check	790734	Easton Telecom Services, LLC	7/13/2021	1,246.55		OUTSTANDING		ACCOUNTS_PAYA BLE
124949	Check	791599	Jostens, Inc.	7/13/2021	269.33		OUTSTANDING		ACCOUNTS_PAYA BLE
124950	Check	792107	Great America Leasing Corp	7/13/2021	207.42		OUTSTANDING		ACCOUNTS_PAYA BLE
124951	Check	792556	Consolidated Electric Coop Inc	7/13/2021	16,386.00		OUTSTANDING		ACCOUNTS_PAYA BLE
124952	Check	792733	Larry Sargent	7/13/2021	1,937.52		OUTSTANDING		ACCOUNTS_PAYA BLE
124953	Check	792842	Erjavec, Erin	7/13/2021	705.00		OUTSTANDING		ACCOUNTS_PAYA BLE
124954	Check	793048	O'REILLY, STACEY	7/13/2021	297.00		OUTSTANDING		ACCOUNTS_PAYA BLE
124955	Check	793078	Truax, Megan (reimbursements)	7/13/2021	85.74		OUTSTANDING		ACCOUNTS_PAYA BLE
124956	Check	793649	Franklin Computer Svcs Group	7/13/2021	2,670.00		OUTSTANDING		ACCOUNTS_PAYA BLE
124957	Check	794055	Zirillo, Beth	7/13/2021	148.50		OUTSTANDING		ACCOUNTS_PAYA BLE
124958	Check	794762	Ruling Our Experiences	7/13/2021	1,050.00		OUTSTANDING		ACCOUNTS_PAYA BLE
124959	Check	794800	Heller, Rachael R	7/13/2021	668.00		OUTSTANDING		ACCOUNTS_PAYA BLE
124960	Check	794854	AhelioTech Services, LTD	7/13/2021	270.00		OUTSTANDING		ACCOUNTS_PAYA BLE
124961	Check	795083	Ohio Schools Council	7/13/2021	3,617.00		OUTSTANDING		ACCOUNTS_PAYA BLE
124962	Check	795283	PaySchools	7/13/2021	102.88		OUTSTANDING		ACCOUNTS_PAYA BLE
124963	Check	795298	Big Walnut Apparel	7/13/2021	253.00		OUTSTANDING		ACCOUNTS_PAYA BLE
124964	Check	795305	Broschart, Ben	7/13/2021	2,004.30		OUTSTANDING		ACCOUNTS_PAYA BLE

Big Walnut Local Schools Disbursement Report-All-20210731

Check #	Check Type	Vendor #	Primary Name	Date	Amount	Reconcile Date	Status	Void Date	Type
124965	Check	795379	Waterlogic USA Inc.	7/13/2021	\$ 229.91		OUTSTANDING		BLE ACCOUNTS_PAYA
124966	Check	795436	PM Graphics Inc.	7/13/2021	1,523.55		OUTSTANDING		BLE ACCOUNTS_PAYA
124967	Check	795553	Background InvestigationBure au	7/13/2021	43.35		OUTSTANDING		BLE ACCOUNTS_PAYA
124968	Check	795807	DeLoss, Lindsey	7/13/2021	1,335.00		OUTSTANDING		BLE ACCOUNTS_PAYA
124969	Check	795825	Wodzinski, Renee	7/13/2021	299.50		OUTSTANDING		BLE ACCOUNTS_PAYA
124970	Check	795850	Beeson, Rachel	7/13/2021	1,275.00		OUTSTANDING		BLE ACCOUNTS_PAYA
124971	Check	991538	TP Mechanical Contractors, Inc.	7/13/2021	1,813.00		OUTSTANDING		BLE ACCOUNTS_PAYA
124972	Check	991599	WEX Health, Inc.	7/13/2021	984.15		OUTSTANDING		BLE ACCOUNTS_PAYA
124973	Check	991610	PROMEVO Holdings, Inc.	7/13/2021	1,000.00		OUTSTANDING		BLE ACCOUNTS_PAYA
124974	Check	991627	Lashaway, Heather	7/13/2021	319.20		OUTSTANDING		BLE ACCOUNTS_PAYA
124975	Check	991643	Facilities Management eXpress, LLC	7/13/2021	7,700.00		OUTSTANDING		BLE ACCOUNTS_PAYA
124976	Check	991659	Ovalle, Christa	7/13/2021	642.50		OUTSTANDING		BLE ACCOUNTS_PAYA
124977	Check	6330	T-Mobile USA Inc	7/14/2021	846.66		OUTSTANDING		BLE ACCOUNTS_PAYA
124978	Check	991661	Reardon, Paula	7/15/2021	11.50		OUTSTANDING		REFUND
124979	Check	991662	Roberto, Frank	7/15/2021	54.40		OUTSTANDING		REFUND
124980	Check	991664	Denton, Ben	7/15/2021	22.50		OUTSTANDING		REFUND
124981	Check	991665	Snyder, Misty	7/15/2021	41.90		OUTSTANDING		REFUND
124982	Check	991666	O'Bryan, Amy	7/15/2021	38.28		OUTSTANDING		REFUND
124983	Check	540	COLUMBUS CITY SCHOOLS	7/22/2021	600.00		OUTSTANDING		ACCOUNTS_PAYA BLE
124984	Check	1008	Rumpke of Ohio, Inc.	7/22/2021	3,211.80		OUTSTANDING		ACCOUNTS_PAYA BLE
124985	Check	1046	KE-WA-PA SALES & SERVICE	7/22/2021	1,180.26		OUTSTANDING		ACCOUNTS_PAYA BLE
124986	Check	1064	Multi Ventures Limited	7/22/2021	24,129.00		OUTSTANDING		ACCOUNTS_PAYA BLE
124987	Check	1266	Thyssenkrupp Elevator Corp.	7/22/2021	8,196.39		OUTSTANDING		ACCOUNTS_PAYA BLE
124988	Check	1576	Pickaway County ESC	7/22/2021	290.00		OUTSTANDING		ACCOUNTS_PAYA BLE
124989	Check	2502	VILLAGE OF SUNBURY	7/22/2021	2,397.50		OUTSTANDING		ACCOUNTS_PAYA BLE
124990	Check	3137	Tristar	7/22/2021	11,485.12		OUTSTANDING		ACCOUNTS_PAYA

Big Walnut Local Schools Disbursement Report-All-20210731

Check #	Check Type	Vendor #	Primary Name	Date	Amount	Reconcile Date	Status	Void Date	Type
124991	Check	4154	Transportation Co GOPHER SPORT	7/22/2021	\$ 380.25		OUTSTANDING		BLE ACCOUNTS_PAYA
124992	Check	5264	Ohio Department Of Commerce	7/22/2021	273.00		OUTSTANDING		BLE ACCOUNTS_PAYA
124993	Check	5725	BRICKER & ECKLER LLP	7/22/2021	1,156.00		OUTSTANDING		BLE ACCOUNTS_PAYA
124994	Check	6335	Verizon Wireless	7/22/2021	374.73		OUTSTANDING		BLE ACCOUNTS_PAYA
124995	Check	6615	J & J Carpets	7/22/2021	4,894.40		OUTSTANDING		BLE ACCOUNTS_PAYA
124996	Check	9111	Pyrinex, Inc.	7/22/2021	65.00		OUTSTANDING		BLE ACCOUNTS_PAYA
124997	Check	70155	COSCA	7/22/2021	115.00		OUTSTANDING		BLE ACCOUNTS_PAYA
124998	Check	70722	Riddell All American	7/22/2021	10,459.61		OUTSTANDING		BLE ACCOUNTS_PAYA
124999	Check	790857	WorkHealth	7/22/2021	46.00		OUTSTANDING		BLE ACCOUNTS_PAYA
125000	Check	790998	Versatrans Solutions Division	7/22/2021	8,502.99		OUTSTANDING		BLE ACCOUNTS_PAYA
125001	Check	791110	Rose Pest Solutions	7/22/2021	733.50		OUTSTANDING		BLE ACCOUNTS_PAYA
125002	Check	791291	The Ohio Floor Company	7/22/2021	8,300.00		OUTSTANDING		BLE ACCOUNTS_PAYA
125003	Check	791493	Data Werks Limited	7/22/2021	2,550.00		OUTSTANDING		BLE ACCOUNTS_PAYA
125004	Check	792223	Neola, Inc.	7/22/2021	1,295.00		OUTSTANDING		BLE ACCOUNTS_PAYA
125005	Check	792393	State Security, LLC	7/22/2021	3,140.00		OUTSTANDING		BLE ACCOUNTS_PAYA
125006	Check	792556	Consolidated Electric Coop Inc	7/22/2021	900.00		OUTSTANDING		BLE ACCOUNTS_PAYA
125007	Check	792640	Beem's BP Distributing, Inc.	7/22/2021	557.17		OUTSTANDING		BLE ACCOUNTS_PAYA
125008	Check	793112	ISITE Software, Inc., DBA: EMS Linq	7/22/2021	895.00		OUTSTANDING		BLE ACCOUNTS_PAYA
125009	Check	793254	Eugene A. Guglielmi	7/22/2021	955.00		OUTSTANDING		BLE ACCOUNTS_PAYA
125010	Check	793738	Washington Auto Parts Inc.	7/22/2021	21.79		OUTSTANDING		BLE ACCOUNTS_PAYA
125011	Check	793818	Edmentum, Inc.	7/22/2021	13,170.24		OUTSTANDING		BLE ACCOUNTS_PAYA
125012	Check	793935	Knight Sound & Lighting, Inc.	7/22/2021	1,750.00		OUTSTANDING		BLE ACCOUNTS_PAYA
125013	Check	794150	Schilling Propane Service	7/22/2021	178,279.52		OUTSTANDING		BLE ACCOUNTS_PAYA
125014	Check	794556	Boundless Behavioral	7/22/2021	5,240.00		OUTSTANDING		BLE ACCOUNTS_PAYA

Big Walnut Local Schools Disbursement Report-All-20210731

Check #	Check Type	Vendor #	Primary Name	Date	Amount	Reconcile Date	Status	Void Date	Type
125015	Check	794782	HealthInc OhioGuidestone	7/22/2021	\$ 9,025.98		OUTSTANDING		ACCOUNTS_PAYA BLE
125016	Check	794792	Team Sports, Inc.	7/22/2021	3,590.00		OUTSTANDING		ACCOUNTS_PAYA BLE
125017	Check	795072	E. G. Systems, LLC	7/22/2021	16,519.10		OUTSTANDING		ACCOUNTS_PAYA BLE
125018	Check	795084	PowerSchool Group, LLC	7/22/2021	41,682.96		OUTSTANDING		ACCOUNTS_PAYA BLE
125019	Check	795181	Time Warner/Spectrum Enterpris	7/22/2021	568.28		OUTSTANDING		ACCOUNTS_PAYA BLE
125020	Check	795283	PaySchools	7/22/2021	9,315.00		OUTSTANDING		ACCOUNTS_PAYA BLE
125021	Check	795301	Balaz, Ryan	7/22/2021	75.00		OUTSTANDING		ACCOUNTS_PAYA BLE
125022	Check	795316	Liminex, Inc.	7/22/2021	12,949.00		OUTSTANDING		ACCOUNTS_PAYA BLE
125023	Check	795332	Wimbish, Thomas	7/22/2021	27.89		OUTSTANDING		ACCOUNTS_PAYA BLE
125024	Check	795436	PM Graphics Inc.	7/22/2021	1,515.16		OUTSTANDING		ACCOUNTS_PAYA BLE
125025	Check	795494	Voorhis Stone Welsh Crossland	7/22/2021	52,739.00		OUTSTANDING		ACCOUNTS_PAYA BLE
125026	Check	795572	Water Walkers, Inc.	7/22/2021	4,064.00		OUTSTANDING		ACCOUNTS_PAYA BLE
125027	Check	795667	Flourish Integrated Therapy, LLC	7/22/2021	860.00		OUTSTANDING		ACCOUNTS_PAYA BLE
125028	Check	795685	US Bank National Association	7/22/2021	6,660.20		OUTSTANDING		ACCOUNTS_PAYA BLE
125029	Check	795853	The Brewer- Garrett Company	7/22/2021	21,961.72		OUTSTANDING		ACCOUNTS_PAYA BLE
125030	Check	991318	Quadient Leasing USA, Inc.	7/22/2021	2,998.10		OUTSTANDING		ACCOUNTS_PAYA BLE
125031	Check	991536	State Industrial Products Corporation	7/22/2021	365.00		OUTSTANDING		ACCOUNTS_PAYA BLE
125032	Check	991564	Paladin Protective Systems, Inc.	7/22/2021	7,452.00		OUTSTANDING		ACCOUNTS_PAYA BLE
125033	Check	991601	Huntington Public Capital Corp	7/22/2021	57,160.87		OUTSTANDING		ACCOUNTS_PAYA BLE
125034	Check	991624	Haugland, LaMarche, and Ramage, LLC	7/22/2021	2,850.00		OUTSTANDING		ACCOUNTS_PAYA BLE
125035	Check	991633	Make-A-Wish of Ohio, Kentucky & Indiana	7/22/2021	510.33		OUTSTANDING		ACCOUNTS_PAYA BLE
125036	Check	991644	Chemtron Corporation	7/22/2021	4,200.00		OUTSTANDING		ACCOUNTS_PAYA BLE

Big Walnut Local Schools Disbursement Report-All-202110731

Check #	Check Type	Vendor #	Primary Name	Date	Amount	Reconcile Date	Status	Void Date	Type
125037	Check	991655	Al's Delicious Popcorn	7/22/2021	\$ 347.25		OUTSTANDING		ACCOUNTS_PAYA BLE
125038	Check	991669	Stoltz Jr., William	7/22/2021	19,284.00		OUTSTANDING		ACCOUNTS_PAYA BLE
125039	Check	737	School Health Corporation	7/29/2021	93.51		OUTSTANDING		ACCOUNTS_PAYA BLE
125040	Check	762	JOHNSTOWN-MONROE	7/29/2021	150.00		OUTSTANDING		ACCOUNTS_PAYA BLE
125041	Check	1046	KE-WA-PA SALES & SERVICE	7/29/2021	10,786.14		OUTSTANDING		ACCOUNTS_PAYA BLE
125042	Check	1557	TruckPro, LLC	7/29/2021	108.00		OUTSTANDING		ACCOUNTS_PAYA BLE
125043	Check	1576	Pickaway County ESC	7/29/2021	60.00		OUTSTANDING		ACCOUNTS_PAYA BLE
125044	Check	2158	Piper, Teresa	7/29/2021	1,500.00		OUTSTANDING		ACCOUNTS_PAYA BLE
125045	Check	2503	Columbia Gas Of Ohio	7/29/2021	39.10		OUTSTANDING		ACCOUNTS_PAYA BLE
125046	Check	4154	GOPHER SPORT	7/29/2021	40.45		OUTSTANDING		ACCOUNTS_PAYA BLE
125047	Check	4290	School Specialty, Inc.	7/29/2021	316.79		OUTSTANDING		ACCOUNTS_PAYA BLE
125048	Check	5237	ESC of Central Ohio	7/29/2021	199.94		OUTSTANDING		ACCOUNTS_PAYA BLE
125049	Check	5725	BRICKER & ECKLER LLP	7/29/2021	4,638.50		OUTSTANDING		ACCOUNTS_PAYA BLE
125050	Check	6471	Cardinal Bus Sales &	7/29/2021	1,789.69		OUTSTANDING		ACCOUNTS_PAYA BLE
125051	Check	6774	Delaware General Health Dist.	7/29/2021	525.00		OUTSTANDING		ACCOUNTS_PAYA BLE
125052	Check	7017	Pioneer Manufacturing Company	7/29/2021	1,605.00		OUTSTANDING		ACCOUNTS_PAYA BLE
125053	Check	70203	Music & Arts Center	7/29/2021	26.78		OUTSTANDING		ACCOUNTS_PAYA BLE
125054	Check	711889	Toledo Physical Education	7/29/2021	783.14		OUTSTANDING		ACCOUNTS_PAYA BLE
125055	Check	725642	HEINEMANN PUBLISHING	7/29/2021	467.50		OUTSTANDING		ACCOUNTS_PAYA BLE
125056	Check	790247	PICKERINGTON CENTRAL H.S.	7/29/2021	170.00		OUTSTANDING		ACCOUNTS_PAYA BLE
125057	Check	790326	Friends Office	7/29/2021	615.93		OUTSTANDING		ACCOUNTS_PAYA BLE
125058	Check	790734	Easton Telecom Services, LLC	7/29/2021	1,265.25		OUTSTANDING		ACCOUNTS_PAYA BLE
125059	Check	790857	WorkHealth	7/29/2021	3,185.00		OUTSTANDING		ACCOUNTS_PAYA BLE
125060	Check	791110	Rose Pest Solutions	7/29/2021	6,913.00		OUTSTANDING		ACCOUNTS_PAYA BLE
125061	Check	791146	Whitehall-Yearling	7/29/2021	200.00		OUTSTANDING		ACCOUNTS_PAYA BLE

Big Walnut Local Schools Disbursement Report-All-20210731

Check #	Check Type	Vendor #	Primary Name	Date	Amount	Reconcile Date	Status	Void Date	Type
125062	Check	792286	High School Bristeine Environmental	7/29/2021	\$ 832.80		OUTSTANDING		BLE ACCOUNTS_PAYA
125063	Check	792344	Learning A-Z	7/29/2021	118.00		OUTSTANDING		BLE ACCOUNTS_PAYA
125064	Check	792443	Batteries Plus	7/29/2021	808.48		OUTSTANDING		BLE ACCOUNTS_PAYA
125065	Check	792640	Beem's BP Distributing, Inc.	7/29/2021	467.47		OUTSTANDING		BLE ACCOUNTS_PAYA
125066	Check	792932	Byler's Sawmill	7/29/2021	800.00		OUTSTANDING		BLE ACCOUNTS_PAYA
125067	Check	792938	Voss Bros. Sales & Rental	7/29/2021	44.99		OUTSTANDING		BLE ACCOUNTS_PAYA
125068	Check	793024	McGraw-Hill Education, Inc.	7/29/2021	765.94		OUTSTANDING		BLE ACCOUNTS_PAYA
125069	Check	793193	City Electric Supply Company	7/29/2021	133.26		OUTSTANDING		BLE ACCOUNTS_PAYA
125070	Check	793376	Sherwin-Williams Store #1383	7/29/2021	459.54		OUTSTANDING		BLE ACCOUNTS_PAYA
125071	Check	793649	Franklin Computer Svcs Group	7/29/2021	5,719.50		OUTSTANDING		BLE ACCOUNTS_PAYA
125072	Check	793738	Washington Auto Parts Inc.	7/29/2021	291.36		OUTSTANDING		BLE ACCOUNTS_PAYA
125073	Check	794209	Highland Local School District	7/29/2021	320.00		VOID	7/29/2021	BLE ACCOUNTS_PAYA
125074	Check	794534	Consolidated Electrical	7/29/2021	450.00		OUTSTANDING		BLE ACCOUNTS_PAYA
125075	Check	794554	Teachers Pay Teachers	7/29/2021	983.97		OUTSTANDING		BLE ACCOUNTS_PAYA
125076	Check	794762	Ruling Our Experiences	7/29/2021	40.00		OUTSTANDING		BLE ACCOUNTS_PAYA
125077	Check	795116	R & R Services Plus LLC	7/29/2021	630.00		OUTSTANDING		BLE ACCOUNTS_PAYA
125078	Check	795138	ExploreLearning, LLC	7/29/2021	1,965.00		OUTSTANDING		BLE ACCOUNTS_PAYA
125079	Check	795403	Bloodhound Sanitation Svcs LLC	7/29/2021	4,000.00		OUTSTANDING		BLE ACCOUNTS_PAYA
125080	Check	795870	Olentangy Local Schools	7/29/2021	200.00		OUTSTANDING		BLE ACCOUNTS_PAYA
125081	Check	795892	Sharron Group, Inc. DBA: Buckeye Western Star	7/29/2021	729.40		OUTSTANDING		BLE ACCOUNTS_PAYA
125082	Check	991670	Nier, Bryan D.	7/29/2021	57.95		OUTSTANDING		BLE ACCOUNTS_PAYA
125083	Check	794209	Highland Local School District	7/29/2021	100.00		OUTSTANDING		BLE ACCOUNTS_PAYA
125084	Check	795555	Gilbane Building Company	7/30/2021	2,482,783.22		OUTSTANDING		BLE ACCOUNTS_PAYA

Big Walnut Local Schools Disbursement Report-All-20210731

Check #	Check Type	Vendor #	Primary Name	Date	Amount	Reconcile Date	Status	Void Date	Type
125085	Check	792704	Totten, Tammy	7/30/2021	\$ 97.00		OUTSTANDING		REFUND
125086	Check	991672	Ferguson, Stephen	7/30/2021	25.00		OUTSTANDING		REFUND
125087	Check	991673	Miller, William	7/30/2021	15.00		OUTSTANDING		REFUND
Grand Total					\$ 6,578,192.80				

Page Intentionally Left Blank



BIG WALNUT | **INSPIRE**
LOCAL SCHOOLS | **& GUIDE**

COMPARISON OF FISCAL YEAR 2022 YTD
APPROPRIATIONS WITH FISCAL YTD ACTUAL -
ALL FUNDS (EXCLUDING GENERAL FUND)

AND

INVESTMENT REPORT FOR ALL FUNDS

Comparison of Fiscal Year 2022 YTD Appropriations with Fiscal Year YTD Actual Expenditures - All Funds

	BOE Approved Appropriation	Prior FY Encumbrance	FYTD Expendable	FYTD Expenditures	Current Encumbrances	Unencumbered Balance	Unencumbered Percent
002 - BOND RETIREMENT	9,470,115	-	9,470,115	-	9,349,733	120,382	1%
003 - PERMANENT IMPROVEMENT	2,054,202	572,290	2,626,492	88,280	825,558	1,712,654	65%
004 - BUILDING IMPROVEMENT	2,438,050	24,667,734	27,105,784	2,562,009	22,110,250	2,433,525	9%
006 - FOOD SERVICE	1,646,580	500	1,647,080	358,639	289,533	998,908	61%
014 - ROTARY-INTERNAL SERVICES	25,300	19,258	44,558	-	44,558	-	0%
018 - PUBLIC SCHOOL SUPPORT	106,550	10,037	116,587	7,950	10,092	98,545	85%
019 - OTHER GRANT	7,360	-	7,360	-	183	7,177	98%
022 - DISTRICT AGENCY	224,379	13,170	237,549	1	22,639	214,908	90%
070 - CAPITAL PROJECTS	110,000	-	110,000	-	-	110,000	100%
200 - STUDENT MANAGED ACTIVITY	103,945	4,214	108,158	347	97,461	10,350	10%
300 - DISTRICT MANAGED STUDENT ACTIVITY	327,109	4,378	331,487	51,592	128,233	151,662	46%
401 - AUXILLIARY SERVICES	285,812	78,549	364,361	23,767	64,877	275,717	76%
451 - DATA COMMUNICATION FUND	12,600	-	12,600	-	-	12,600	100%
467 - STUDENT WELLNESS AND SUCCESS	144,045	150	144,195	11,456	64	132,675	92%
499 - MISCELLANEOUS STATE GRANT FUND	32,343	5,511	37,854	3,582	16,842	17,430	0%
507 - ESSER FUND	1,659,425	-	1,659,425	-	-	1,659,425	0%
510 - CORONA VIRUS RELIEF FUND	-	-	-	-	-	-	0%
516 - IDEA PART-B GRANT	1,006,640	10,695	1,017,335	62,026	6,419	948,889	93%
551 LIMITED ENGLISH PROFICIENCY	7,170	-	7,170	-	-	7,170	100%
572 - TITLE I	203,533	4,223	207,756	18,535	4,223	184,998	89%
587 - EARLY CHILDHOOD SPECIAL EDUCATION GRANT	25,625	218	25,843	69	149	25,625	99%
590 - TITLE II-A IMPROVING TEACHER QUALITY	122,851	-	122,851	(512)	4,387	118,976	97%
599 - MISCELLANEOUS FEDERAL GRANTS	34,398	-	34,398	(125)	-	34,523	100%
TOTAL ALL FUNDS	20,048,032	25,390,927	45,438,959	3,187,616	32,975,203	9,276,140	20%

**BIG WALNUT LOCAL SCHOOL DISTRICT
INVESTMENT PORTFOLIO**

July 31, 2021

<u>Institution</u>	<u>Instrument Type</u>	<u>Cost Basis</u>	<u>Purchase Date</u>	<u>Yield Rate</u>	<u>Maturity Date</u>	<u>Days to Maturity</u>	<u>Est. Interest Remaining</u>
INTERIM FUNDS - General Operating Funds							
<i>Fifth Third Securities, Inc. - Investments</i>							
1) MUFG Bank LTD	Commercial Paper	\$2,296,219.06	12/22/2020	0.22%	9/17/2021	48	\$3,780.94
2) State Bk India New York	Certificate of Deposit	\$245,000.00	11/27/2019	1.85%	11/29/2021	121	\$2,284.88
3) Goldman Sachs Bk USA	Certificate of Deposit	\$245,000.00	11/27/2019	1.80%	11/28/2022	485	\$6,669.36
Fifth Third Investment Total Subtotal		\$2,786,219.06					
<i>RedTree Investment Group - Investments</i>							
4) Mizuho Securities	Commercial Paper	\$3,294,555.00	3/4/2021	0.22%	11/29/2021	121	\$5,445.00
5) LVMH Moet	Commercial Paper	\$998,500.00	3/8/2021	0.20%	12/3/2021	125	\$1,500.00
6) Toyota Motor Credit	Commercial Paper	\$449,325.00	3/8/2021	0.20%	12/3/2021	125	\$675.00
7) JP Morgan	Commercial Paper	\$349,452.83	3/16/2021	0.21%	12/9/2021	131	\$547.17
8) Canadian Imp Holdings	Commercial Paper	\$109,854.56	4/22/2021	0.20%	12/16/2021	138	\$145.44
9) LVMH Moet	Commercial Paper	\$384,435.33	3/31/2021	0.20%	12/20/2021	142	\$564.67
10) Federal Farm Credit Bank	U.S. Gov't Agency Note	\$199,933.20	6/25/2020	0.28%	6/22/2022	326	\$520.00
11) Lorain County	Municipal Bond	\$175,000.00	12/30/2020	0.40%	12/1/2022	488	\$1,050.00
12) Bethel Local School District	Municipal Bond	\$217,154.25	7/28/2020	1.11%	11/1/2023	823	\$7,845.75
13) City of Farview Park	Municipal Bond	\$165,000.00	7/1/2021	0.35%	12/1/2023	853	\$1,431.40
14) U.S. Treasury Note	U.S. Treasurer	\$249,658.20	6/30/2021	0.42%	4/15/2024	989	\$2,812.50
15) Federal Home Loan Bank	U.S. Gov't Agency Note	\$150,000.00	6/28/2021	0.40%	6/28/2024	1063	\$1,170.00
Government Debt - Federal Agency Subtotal		\$6,742,868.37					
<i>Cash Accounts</i>							
1) First Commonwealth Bank	Checking - SM	\$21,693.89	7/31/2021	0.05%	8/1/2021	1	\$0.03
2) Federated Govt Obligations Is	Money Market	\$761,817.22	7/31/2021	0.01%	8/1/2021	1	\$0.21
3) First American Obligations Fund	Money Market	\$264,059.71	7/31/2021	0.01%	8/1/2021	1	\$0.07
4) Star Ohio - General	Money Market	\$3,148,899.20	7/31/2021	0.08%	8/1/2021	1	\$6.90
Cash Account Subtotal		\$4,196,470.02					
Total Interim Funds		\$13,725,557.45					
ACTIVE FUNDS - General Operating Funds							
1) First Commonwealth Bank	Checking - General	\$17,692,120.29	7/31/2021	0.02%	8/1/2021	1	\$9.69
2) First Commonwealth Bank	Checking - Payroll	\$139,880.18	7/31/2021	0.00%	8/1/2021	1	\$0.00
Total Active Funds		\$17,832,000.47					
Total Active and Interim Funds - General Operating		\$31,557,557.92		0.12%		59	\$36,459.01

**BIG WALNUT LOCAL SCHOOL DISTRICT
CONSTRUCTION - INVESTMENT PORTFOLIO
July 31, 2021**

<u>Institution</u>	<u>Instrument Type</u>	<u>Cost Basis</u>	<u>Purchase Date</u>	<u>Yield Rate</u>	<u>Maturity Date</u>	<u>Days to Maturity</u>	<u>Est. Earnings Remaining</u>
<u>December 2017 - Note/Bond Proceeds</u>							
<u>Commercial Paper</u>							
1) Canadian Imp Holdings	Commercial Paper	\$339,550.45	4/22/2021	0.20%	12/16/2021	138	\$449.55
<u>Money Markets</u>							
1) First American Treasury Obligations Fund	Money Market	\$7,138.72	7/31/2021	0.01%	8/1/2021	1	\$0.00
Money Markets Subtotal		<u>\$7,138.72</u>					
Total December 2017 - Note/Bond Proceeds		<u>\$346,689.17</u>					
<u>July 2018 - Bond Proceeds</u>							
<u>Commercial Paper</u>							
1) Toyota Motor Credit	Commercial Paper	\$598,830.00	11/6/2020	0.26%	8/3/2021	3	\$1,170.00
2) JP Morgan	Commercial Paper	\$998,200.00	11/12/2020	0.24%	8/9/2021	9	\$1,800.00
3) ING US CP	Commercial Paper	\$244,632.50	3/19/2021	0.20%	12/14/2021	136	\$367.50
Commercial Paper Subtotal		<u>\$1,841,662.50</u>					
4) First American Treasury Obligations Fund	Money Market	\$4,556.54	7/31/2021	0.01%	8/1/2021	1	\$0.00
Subtotal		<u>\$4,556.54</u>					
Total July 2018 - Bond Proceeds		<u>\$1,846,219.04</u>					
<u>May 2019 - Bond Proceeds</u>							
<u>Federal Government Obligations</u>							
1) U.S. Treasury Note	U.S. Treasury Note	\$1,134,802.34	11/26/2019	1.66%	7/31/2021	0	\$16,638.29
2) U.S. Treasury Note	U.S. Treasury Note	\$5,408,812.50	12/10/2019	1.68%	8/31/2021	31	\$81,900.00
3) Federal Farm Credit Bank	U.S. Agency Note	\$1,499,425.50	5/6/2020	0.27%	5/6/2022	279	\$4,324.50
4) Federal Farm Credit Bank	U.S. Agency Note	\$618,822.00	5/18/2020	0.26%	5/18/2022	291	\$2,170.00
5) Federal Farm Credit Bank	U.S. Agency Note	\$1,377,585.00	5/21/2020	0.25%	5/18/2022	291	\$4,623.00
6) Federal Farm Credit Bank	U.S. Agency Note	\$2,499,165.00	6/25/2020	0.28%	6/22/2022	326	\$7,335.00
Federal Government Obligations Subtotal		<u>\$12,538,612.34</u>					
<u>Municipal Bonds</u>							
7) City of Worthington, OH	Municipal Bond	\$337,154.05	9/17/2020	0.23%	9/17/2021	661	\$777.21
Municipal Bonds Subtotal		<u>\$337,154.05</u>					

**BIG WALNUT LOCAL SCHOOL DISTRICT
CONSTRUCTION - INVESTMENT PORTFOLIO
July 31, 2021**

<u>Institution</u>	<u>Instrument Type</u>	<u>Cost Basis</u>	<u>Purchase Date</u>	<u>Yield Rate</u>	<u>Maturity Date</u>	<u>Days to Maturity</u>	<u>Est. Earnings Remaining</u>
May 2019 - Bond Proceeds (Continued)							
<i>Certificates of Deposit</i>							
8) Bank of Rhode Island, RI	Certificate of Deposit	\$248,962.65	5/8/2020	0.71%	8/9/2021	9	\$323.87
9) AvidBank, CA	Certificate of Deposit	\$248,975.10	5/7/2020	0.71%	11/8/2021	100	\$884.46
Certificate of Deposit Subtotal		<u>\$497,937.75</u>					
<i>Commercial Paper</i>							
10) Toyota Motor Credit	Commercial Paper	\$998,050.00	11/6/2020	0.26%	8/3/2021	3	\$1,950.00
11) JP Morgan	Commercial Paper	\$1,996,400.00	11/12/2020	0.24%	8/9/2021	9	\$3,600.00
12) Royal Bank of Canada (RBC)	Commercial Paper	\$1,497,422.09	11/13/2020	0.23%	8/9/2021	9	\$2,577.91
13) MUFG Bank	Commercial Paper	\$998,145.83	12/10/2020	0.25%	9/3/2021	34	\$1,854.17
14) MUFG Bank	Commercial Paper	\$124,777.50	12/17/2020	0.24%	9/10/2021	41	\$222.50
15) Citigroup	Commercial Paper	\$998,550.00	3/15/2021	0.20%	12/1/2021	123	\$1,450.00
16) LVMH Moet	Commercial Paper	\$1,997,000.00	3/8/2021	0.20%	12/3/2021	125	\$3,000.00
17) Natixis NY	Commercial Paper	\$998,430.83	3/9/2021	0.21%	12/3/2021	125	\$1,569.17
18) Bank of Montreal	Commercial Paper	\$848,725.00	3/11/2021	0.20%	12/6/2021	128	\$1,275.00
19) ING US CP	Commercial Paper	\$998,500.00	3/19/2021	0.20%	12/14/2021	136	\$1,500.00
20) Natixis NY	Commercial Paper	\$998,576.67	5/5/2021	0.21%	1/4/2022	157	\$1,423.33
Commercial Paper Subtotal		<u>\$12,454,577.92</u>					
21) First American Treasury Obligations Fund	Money Market	\$2,660,723.49	7/31/2021	0.01%	8/1/2021	1	\$0.73
22) Star Ohio - Construction Fund	Money Market	\$2,560,726.84	7/31/2021	0.08%	8/1/2021	1	\$5.61
Subtotal		<u>\$5,221,450.33</u>					
Total May 2019 - Bond Proceeds		<u>\$31,049,732.39</u>					
Grand Total Construction Proceeds		<u>\$33,242,640.60</u>		0.49%		92	\$143,191.80

**BIG WALNUT LOCAL SCHOOL DISTRICT
INVESTMENT EARNINGS REVENUE
July 31, 2021**

Fund	Month to Date	Year to Date
General Fund (001)	\$8,541.05	\$8,541.05
Building Project Fund (004-9017)	\$13,655.31	\$13,655.31
Food Service Fund (006)	\$0.00	\$0.00
Sunbury Meadows CDA (022-9200)	\$0.89	\$0.89
Auxillary Services Fund (401)	\$15.99	\$15.99
Total All Funds	\$22,213.24	\$22,213.24

Fifth Third Securities, Inc.
Big Walnut Local Schools - General Funds
Account carried with National Financial Services, LLC
Purchases and Sales of Commercial Paper and Bankers Acceptances
From 07-01-20 Through 06-30-21

<u>Security</u>	<u>Settle Date</u>	<u>Cusip</u>	<u>Mature Date</u>	<u>Quantity</u>
PURCHASES				
MUFG Bank LTD/NY	12-22-20	62479LWH4	09-17-21	2,300,000

SALES

RedTree Investment Group
Big Walnut Local Schools - General Funds
US Bank Custodian Acct Ending x08702
Purchases and Sales of Commercial Paper and Bankers Acceptances
From 07-01-20 To 06-30-21

Security	Settle Date	Cusip	Mature Date	Quantity
PURCHASES				
Canadian Imp Holdings	04-22-21	13608AZG4	12-16-21	110,000
JP Morgan	03-16-21	46640PZ97	12-09-21	350,000
LVMH Moet	03-08-21	50244LZ31	12-03-21	1,000,000
LVMH Moet	03-31-21	50244LZL1	12-20-21	385,000
Mizuho Securities	03-04-21	60689FYV4	11-29-21	3,300,000
TD USA	12-23-20	89119AQN1	03-22-21	225,000
Toyota Motor Credit	07-29-20	89233GRP3	04-23-21	110,000
Toyota Motor Credit	03-08-21	89233GZ33	12-03-21	450,000
SALES				
Natixis NY	03-09-21	63873JQ94	03-09-21	250,000
Royal Bank of Canada (RBC)	03-12-21	78009AQC1	03-12-21	250,000
TD USA	03-22-21	89119AQN1	03-22-21	225,000
Toyota Motor Credit	03-05-21	89233GQ58	03-05-21	250,000
Toyota Motor Credit	04-22-21	89233GRP3	04-23-21	110,000

RedTree Investment Group
Big Walnut Local Schools
US Bank Custodian Acct Ending x99831
Purchases and Sales of Commercial Paper and Bankers Acceptances
From 07-01-20 To 06-30-21

Security	Settle Date	Cusip	Mature Date	Quantity
PURCHASES				
BNP Paribas	07-29-20	09659BRP7	04-23-21	345,000
Canadian Imp Holdings	04-22-21	13608AZG4	12-16-21	340,000
SALES				
BNP Paribas	04-22-21	09659BRP7	04-23-21	345,000

RedTree Investment Group
Big Walnut Local Schools - 2018 Proceeds
US Bank Custodian Acct Ending x99843
Purchases and Sales of Commercial Paper and Bankers Acceptances
From 07-01-20 To 06-30-21

Security	Settle Date	Cusip	Mature Date	Quantity
PURCHASES				
BNP Paribas	07-15-20	09659BQF0	03-15-21	1,000,000
BNP Paribas	08-20-20	09659BSH4	05-17-21	500,000
ING US CP	03-19-21	4497W0ZE1	12-14-21	245,000
JP Morgan	11-12-20	46640PV91	08-09-21	1,000,000
Natixis NY	07-09-20	63873JR51	04-05-21	1,420,000
Royal Bank of Canada (RBC)	09-28-20	78009ATN4	06-22-21	520,000
Toyota Motor Credit	11-06-20	89233GV37	08-03-21	600,000
SALES				
BNP Paribas	03-15-21	09659BQF0	03-15-21	1,000,000
BNP Paribas	05-17-21	09659BSH4	05-17-21	500,000
Coca Cola Company	10-13-20	19121AKD2	10-13-20	500,000
Coca Cola Company	11-09-20	19121AL90	11-09-20	2,000,000
MUFG Bank	10-09-20	62479LK95	10-09-20	1,000,000
Natixis NY	04-05-21	63873JR51	04-05-21	1,420,000
Pfizer	07-09-20	71708EGU3	07-28-20	1,700,000
Pfizer	07-15-20	71708EGU3	07-28-20	300,000
Royal Bank of Canada (RBC)	06-22-21	78009ATN4	06-22-21	520,000
TD USA	08-10-20	89119AHH4	08-17-20	1,500,000
Toyota Motor Credit	11-05-20	89233GLA2	11-10-20	1,000,000
US Bank	07-27-20	9033A0GT1	07-27-20	127,784
US Bank	07-28-20	9033A0GU8	07-28-20	194,460
US Bank	08-07-20	9033A0H78	08-07-20	159,931
US Bank	08-10-20	9033A0HA1	08-10-20	386,435
US Bank	08-20-20	9033A0HR4	08-25-20	500,000
US Bank	08-25-20	9033A0HR4	08-25-20	500,000

RedTree Investment Group
Big Walnut Local Schools - 2019 Proceeds
US Bank Custodian Acct Ending x99876
Purchases and Sales of Commercial Paper and Bankers Acceptances
From 07-01-20 To 06-30-21

Security	Settle Date	Cusip	Mature Date	Quantity
PURCHASES				
BNP Paribas	07-15-20	09659BQF0	03-15-21	1,000,000
BNP Paribas	08-20-20	09659BSH4	05-17-21	500,000
Bank of Montreal	03-11-21	06366GZ69	12-06-21	850,000
Citigroup	03-15-21	17327AZ18	12-01-21	1,000,000
ING US CP	03-19-21	4497W0ZE1	12-14-21	1,000,000
JP Morgan	11-12-20	46640PV91	08-09-21	2,000,000
LVMH Moet	03-08-21	50244LZ31	12-03-21	2,000,000
MUFG Bank	12-10-20	62479LW35	09-03-21	1,000,000
MUFG Bank	12-17-20	62479LWA9	09-10-21	125,000
Natixis NY	08-07-20	63873JS43	05-04-21	800,000
Natixis NY	03-09-21	63873JZ37	12-03-21	1,000,000
Natixis NY	05-05-21	63873KA49	01-04-22	1,000,000
Royal Bank of Canada (RBC)	11-13-20	78009AV92	08-09-21	1,500,000
Toyota Motor Credit	10-13-20	89233GU95	07-09-21	1,100,000
Toyota Motor Credit	11-06-20	89233GV37	08-03-21	1,000,000
SALES				
BNP Paribas	03-15-21	09659BQF0	03-15-21	1,000,000
BNP Paribas	05-17-21	09659BSH4	05-17-21	500,000
Citigroup	08-03-20	17327AH34	08-03-20	860,000
JP Morgan	10-05-20	46640PK51	10-05-20	2,000,000
MUFG Bank	10-09-20	62479LK95	10-09-20	800,000
MUFG Bank	11-06-20	62479LL60	11-06-20	3,300,000
Natixis NY	03-09-21	63873JQ94	03-09-21	1,250,000
Natixis NY	05-04-21	63873JS43	05-04-21	800,000
Pfizer	07-20-20	71708EGU3	07-28-20	1,000,000
Pfizer	07-28-20	71708EGU3	07-28-20	1,000,000
TD USA	08-10-20	89119AHH4	08-17-20	2,500,000
Toyota Motor Credit	10-13-20	89233GKV7	10-29-20	800,000
Toyota Motor Credit	11-05-20	89233GLA2	11-10-20	1,000,000
US Bank	08-20-20	9033A0HR4	08-25-20	500,000
US Bank	08-25-20	9033A0HR4	08-25-20	500,000
US Bank	10-09-20	9033A0K90	10-09-20	241,632
US Bank	10-13-20	9033A0KD1	10-13-20	373,646

Fifth Third Securities, Inc.
Big Walnut Local Schools - General Funds
Account carried with National Financial Services, LLC
Income Earned from Commercial Paper and Bankers Acceptances
From 07-01-20 Through 06-30-21

<u>Security</u>	<u>Pay-Date</u>	<u>Cusip</u>	<u>Mature Date</u>	<u>Amount</u>
COMMERCIAL PAPER				

RedTree Investment Group
Big Walnut Local Schools - General Funds
US Bank Custodian Acct Ending x08702
Income Earned from Commercial Paper and Bankers Acceptances
From 07-01-20 Through 06-30-21

<u>Security</u>	<u>Pay-Date</u>	<u>Cusip</u>	<u>Mature Date</u>	<u>Amount</u>
COMMERCIAL PAPER				
Toyota Motor Credit	03-05-21	89233GQ58	03-05-21	787.50
Natixis NY	03-09-21	63873JQ94	03-09-21	712.50
Royal Bank of Canada (RBC)	03-12-21	78009AQC1	03-12-21	614.17
TD USA	03-22-21	89119AQN1	03-22-21	139.06
Toyota Motor Credit	04-22-21	89233GRP3	04-23-21	286.52
				2,539.75
				2,539.75

RedTree Investment Group
Big Walnut Local Schools
US Bank Custodian Acct Ending x99831
Income Earned from Commercial Paper and Bankers Acceptances
From 07-01-20 Through 06-30-21

<u>Security</u>	<u>Pay-Date</u>	<u>Cusip</u>	<u>Mature Date</u>	<u>Amount</u>
COMMERCIAL PAPER				
BNP Paribas	04-22-21	09659BRP7	04-23-21	666.81
				666.81

RedTree Investment Group
Big Walnut Local Schools - 2018 Proceeds
US Bank Custodian Acct Ending x99843
Income Earned from Commercial Paper and Bankers Acceptances
From 07-01-20 Through 06-30-21

Security	Pay-Date	Cusip	Mature Date	Amount
BANKERS ACCEPTANCE				
US Bank	07-27-20	9033A0GT1	07-27-20	63.89
US Bank	07-28-20	9033A0GU8	07-28-20	94.42
US Bank	08-07-20	9033A0H78	08-07-20	103.16
US Bank	08-10-20	9033A0HA1	08-10-20	257.95
US Bank	08-20-20	9033A0HR4	08-25-20	415.97
US Bank	08-25-20	9033A0HR4	08-25-20	433.33
				1,368.73
COMMERCIAL PAPER				
Pfizer	07-09-20	71708EGU3	07-28-20	1,902.11
Pfizer	07-15-20	71708EGU3	07-28-20	338.92
TD USA	08-10-20	89119AHH4	08-17-20	20,315.84
MUFG Bank	10-09-20	62479LK95	10-09-20	13,400.00
Coca Cola Company	10-13-20	19121AKD2	10-13-20	5,876.67
Toyota Motor Credit	11-05-20	89233GLA2	11-10-20	12,215.28
Coca Cola Company	11-09-20	19121AL90	11-09-20	24,450.00
BNP Paribas	03-15-21	09659BQF0	03-15-21	2,160.00
Natixis NY	04-05-21	63873JR51	04-05-21	3,834.00
BNP Paribas	05-17-21	09659BSH4	05-17-21	900.00
Royal Bank of Canada (RBC)	06-22-21	78009ATN4	06-22-21	809.90
				86,202.72
				87,571.45

RedTree Investment Group
Big Walnut Local Schools - 2019 Proceeds
US Bank Custodian Acct Ending x99876
Income Earned from Commercial Paper and Bankers Acceptances
From 07-01-20 Through 06-30-21

Security	Pay-Date	Cusip	Mature Date	Amount
BANKERS ACCEPTANCE				
US Bank	08-20-20	9033A0HR4	08-25-20	415.97
US Bank	08-25-20	9033A0HR4	08-25-20	433.33
US Bank	10-09-20	9033A0K90	10-09-20	342.31
US Bank	10-13-20	9033A0KD1	10-13-20	559.43
				1,751.05
COMMERCIAL PAPER				
Pfizer	07-20-20	71708EGU3	07-28-20	1,156.39
Pfizer	07-28-20	71708EGU3	07-28-20	1,187.50
Citigroup	08-03-20	17327AH34	08-03-20	11,748.80
TD USA	08-10-20	89119AHH4	08-17-20	33,859.72
JP Morgan	10-05-20	46640PK51	10-05-20	26,601.12
MUFG Bank	10-09-20	62479LK95	10-09-20	10,720.00
Toyota Motor Credit	10-13-20	89233GKV7	10-29-20	1,390.22
Toyota Motor Credit	11-05-20	89233GLA2	11-10-20	12,215.28
MUFG Bank	11-06-20	62479LL60	11-06-20	41,179.41
Natixis NY	03-09-21	63873JQ94	03-09-21	3,562.50
BNP Paribas	03-15-21	09659BQF0	03-15-21	2,160.00
Natixis NY	05-04-21	63873JS43	05-04-21	1,680.00
BNP Paribas	05-17-21	09659BSH4	05-17-21	900.00
				148,360.94
				150,111.99

**Thank you for your review of the July 2021 Big Walnut Local
School District Financial Report.**



Big Walnut Local School District
110 Tippett Court
Sunbury, OH 43074