

# Big Walnut Local School District

---

---

## Monthly Financial Report

*for the month ended*  
**August 31, 2021**

---

---



Prepared By:  
Jeremy J. Buskirk  
Treasurer



## **Table of Contents**

<b><u>Description</u></b>	<b><u>Page</u></b>
Pie Chart of Estimated Revenue and Expenditures for fiscal years 2021-22 and 2011-12	1
Comparison of Fiscal Year 2022 YTD Estimated Revenue and Expenditures with Fiscal Year 2022 YTD Actuals	2

## **Variance Analysis**

Comparison of Monthly Ending Cash Balances	4 & 5
Comparison of Monthly and Total Revenues & Other Financing Sources	6 & 7
Comparison of Monthly and Total General Property Tax (Real Estate)	8 & 9
Comparison of Monthly and Total Tangible Personal Property Tax (PUPP)	10 & 11
Comparison of Monthly and Total Income Tax	12 & 13
Comparison of Monthly and Total State Grants-in-Aid (Unrestricted & Restricted)	14 & 15
Comparison of Monthly and Total State Property Tax Allocations	16 & 17
Comparison of Monthly and Total Other Revenues & Other Financing Sources	18 & 19
Comparison of Monthly and Total Expenditures & Other Financing Uses	20 & 21
Comparison of Monthly and Total Personal Services (Salaries & Wages)	22 & 23
Comparison of Monthly and Total Employees' Retirement/Insurance Benefits	24 & 25
Comparison of Monthly and Total Purchased Services	26 & 27
Comparison of Monthly and Total Supplies and Materials	28 & 29
Comparison of Monthly and Total Capital Outlay	30 & 31
Comparison of Monthly and Total Other Expenditure Objects & Other Financing Uses	32 & 33

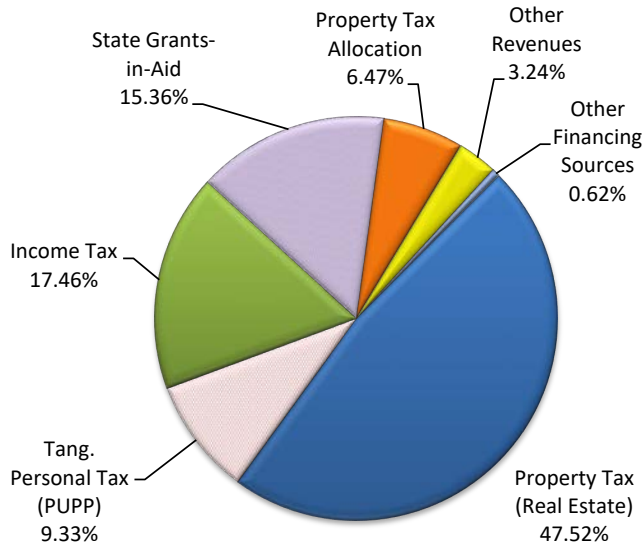
## **All Funds Reports**

Receipts, Expenditures and Fund Balances All Funds (Fund Report)	35
Summary Check Register (Disbursement Report)	36 - 46
Comparison of Fiscal Year 2022 YTD Appropriations with Fiscal YTD Actual Expenditures – All Funds (excluding General Fund)	48
Investments - All Funds	49 - 52

**Page Intentionally Left Blank**

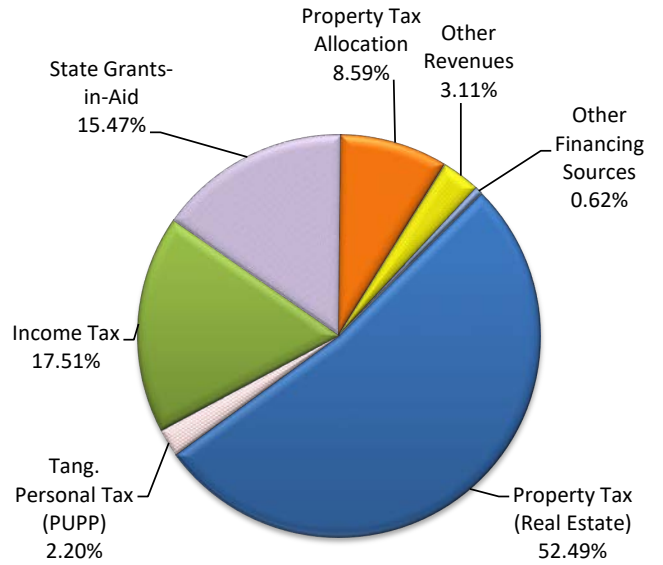
**EST. GENERAL FUND REVENUE FY22**

**\$47,349,520**



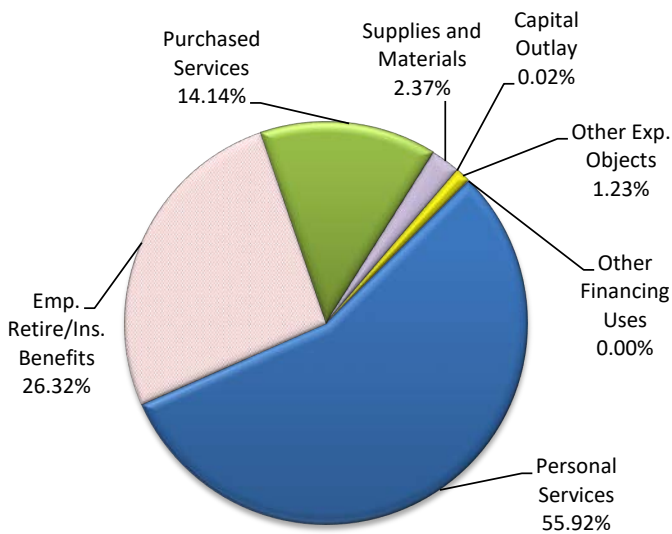
**EST. GENERAL FUND REVENUE FY12**

**\$29,886,132**



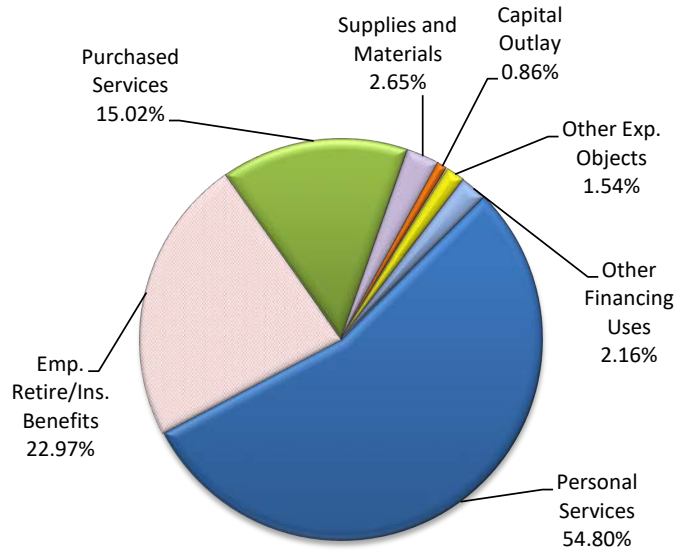
**EST. GENERAL FUND EXPENDITURES FY22**

**\$47,617,072**



**EST. GENERAL FUND EXPENDITURES FY12**

**\$26,966,126**



**Note:** There were significant cuts made for FY11 due to budget constraints and a levy failure in the previous fiscal year. Some costs staffing and costs were returned for FY12.

	<b><u>FY 2022</u></b>	<b><u>FY 2012</u></b>	<b><u>% Change</u></b>
<b>Enrollment</b>	4,211 as of 9/1/2021	2,994	40.65%

**COMPARISON OF FISCAL YEAR 2022 YEAR-TO-DATE ESTIMATED REVENUES AND  
EXPENDITURES WITH FISCAL YEAR 2022 YEAR-TO-DATE ACTUALS  
GENERAL & REQUIRED DEBT SERVICE FUNDS ONLY**

<b>CATEGORY</b>	<b>FY 22 EST.</b>	<b>FY 22 ACTUAL</b>	<b>VARIANCE</b>	<b>PERCENTAGE</b>
<b>Revenues</b>				
General Property Tax (Real Estate)	\$10,706,998	\$10,792,180	\$85,182	0.8%
Tangible Personal Property (PUPP)	2,231,297	2,231,099	(198)	0.0%
Income Tax	3,731,172	3,731,173	1	0.0%
Unrestricted State Grants-in-Aid	1,085,073	1,100,177	15,104	1.4%
Restricted State Grants-in-Aid	2,426	2,426	0	0.0%
Property Tax Allocation (Reimb.)	0	0	0	0.0%
All Other Revenues	237,635	228,193	(9,442)	-4.0%
<b>Total Revenues</b>	<b>17,994,601</b>	<b>18,085,248</b>	<b>90,647</b>	<b>0.5%</b>
<b>Other Financing Sources</b>				
Advances-In	\$278,000	\$278,000	\$0	0.0%
All Other Financing Sources	1,106	609	(497)	-44.9%
<b>Total Other Financing Sources</b>	<b>279,106</b>	<b>278,609</b>	<b>(497)</b>	<b>-0.2%</b>
<b>Total Revenues &amp; Other Fin. Sources</b>	<b>\$18,273,707</b>	<b>\$18,363,857</b>	<b>\$90,150</b>	<b>0.5%</b>
<b>Expenditures</b>				
Personal Services (Salaries & Wages)	\$4,093,926	\$4,070,571	(\$23,356)	-0.6%
Retirement/Insurance Benefits	1,989,418	2,001,914	12,496	0.6%
Purchased Services	955,215	941,703	(13,512)	-1.4%
Supplies and Materials	482,995	478,797	(4,198)	-0.9%
Capital Outlay	500	420	(80)	-16.0%
Other Expenditure Objects	253,145	250,175	(2,970)	-1.2%
<b>Total Expenditures</b>	<b>7,775,199</b>	<b>7,743,579</b>	<b>(31,620)</b>	<b>-0.4%</b>
<b>Other Financing Uses</b>				
Operating Transfers-Out	\$0	\$0	\$0	0.0%
Advances-Out	0	0	0	0.0%
All Other Financing Uses	0	0	0	0.0%
<b>Total Other Financing Uses</b>	<b>\$0</b>	<b>\$0</b>	<b>\$0</b>	<b>0.0%</b>
<b>Total Expenditures &amp; Other Fin. Uses</b>	<b>\$7,775,199</b>	<b>\$7,743,579</b>	<b>(\$31,620)</b>	<b>-0.4%</b>
Excess of Revenues & Other Fin. Sources over (under) Expenditures & Other Fin. Uses	\$10,498,508	\$10,620,278	\$121,770	1.2%
<b>Beginning Cash Balance July 1</b>	<b>\$13,412,581</b>	<b>\$13,412,581</b>	<b>\$0</b>	<b>0.0%</b>
<b>Ending Cash Balance</b>	<b>\$23,911,089</b>	<b>\$24,032,858</b>	<b>\$121,770</b>	<b>0.5%</b>
Estimated Encumbrances	\$3,537,195	\$3,775,257	(\$238,062)	
<b>Unreserved Fund Balance</b>	<b>\$20,373,894</b>	<b>\$20,257,601</b>	<b>(\$116,292)</b>	



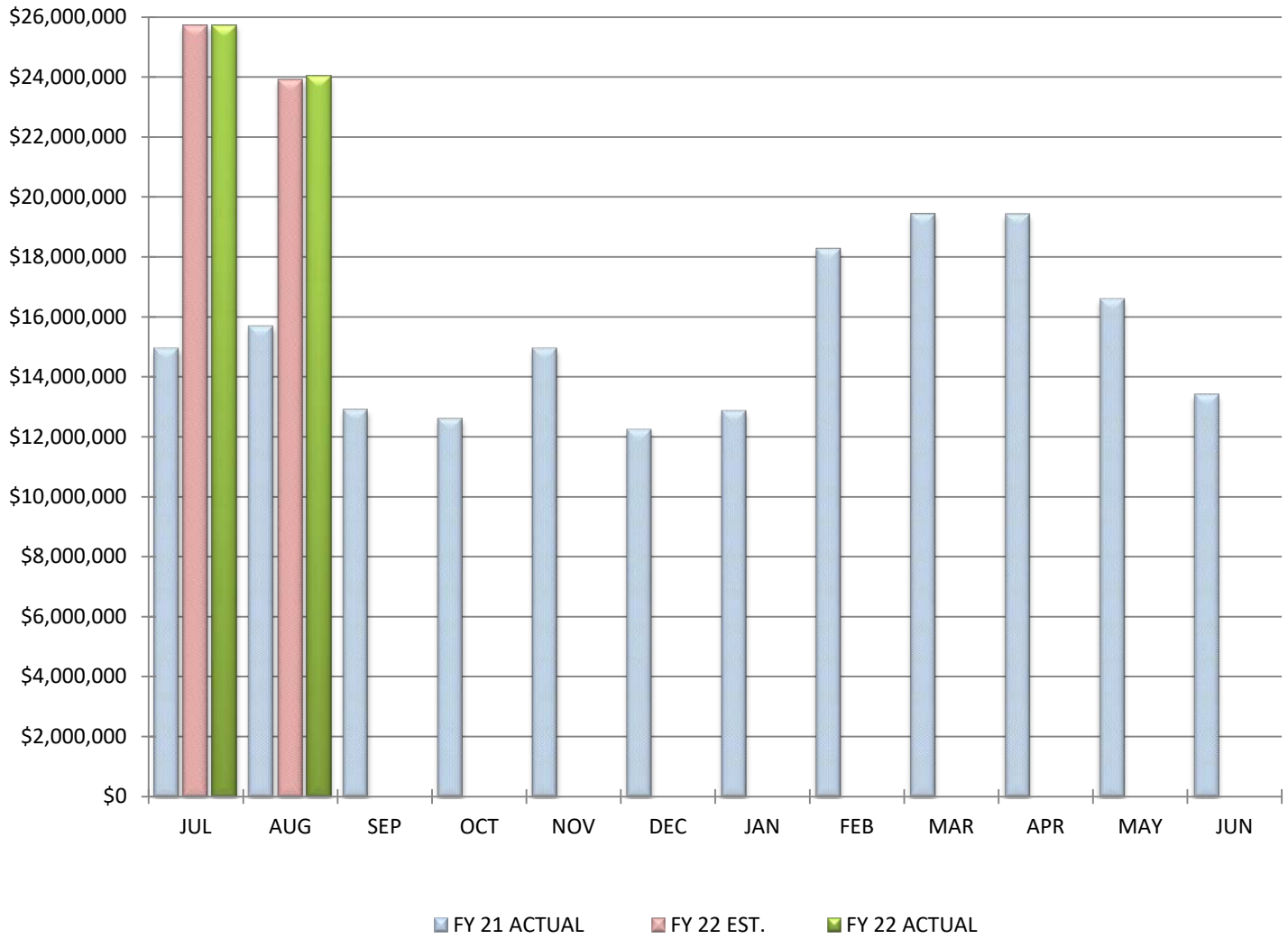
BIG WALNUT | INSPIRE  
LOCAL SCHOOLS | & GUIDE

---

VARIANCE ANALYSIS - GENERAL FUND

---

# COMPARISON OF MONTHLY ENDING CASH BALANCES





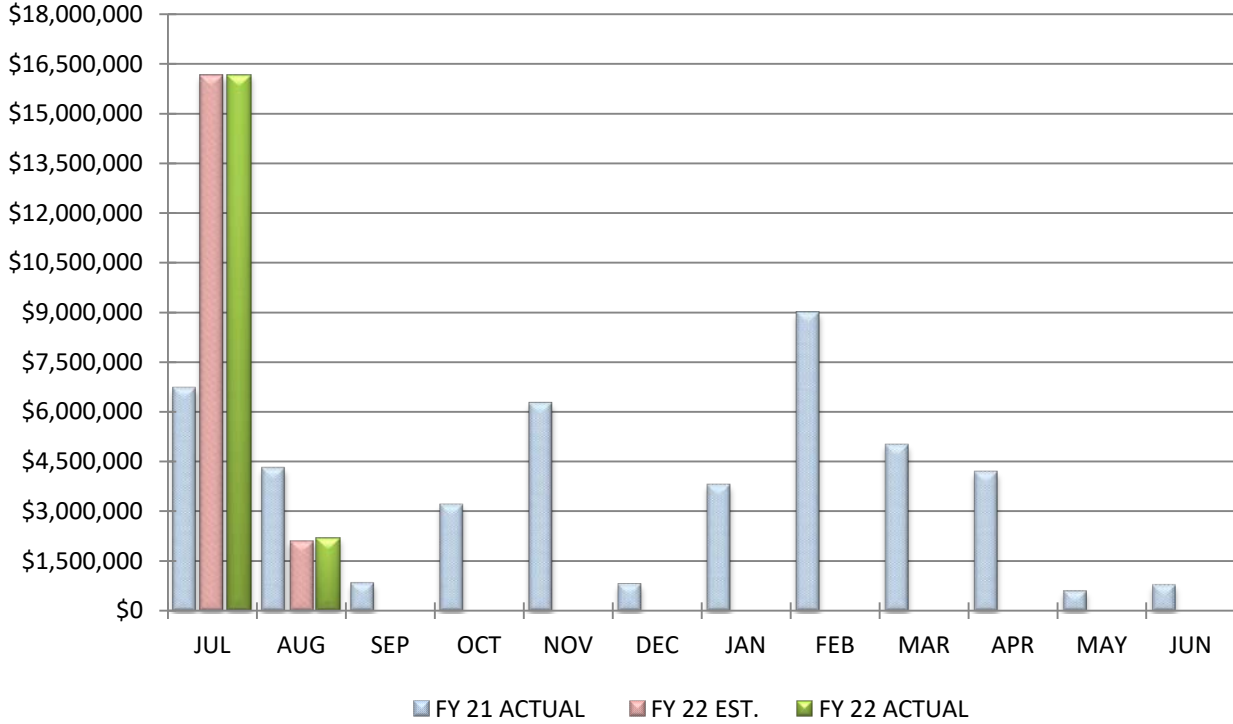
## COMPARISON OF MONTHLY ENDING CASH BALANCES

August 31, 2021

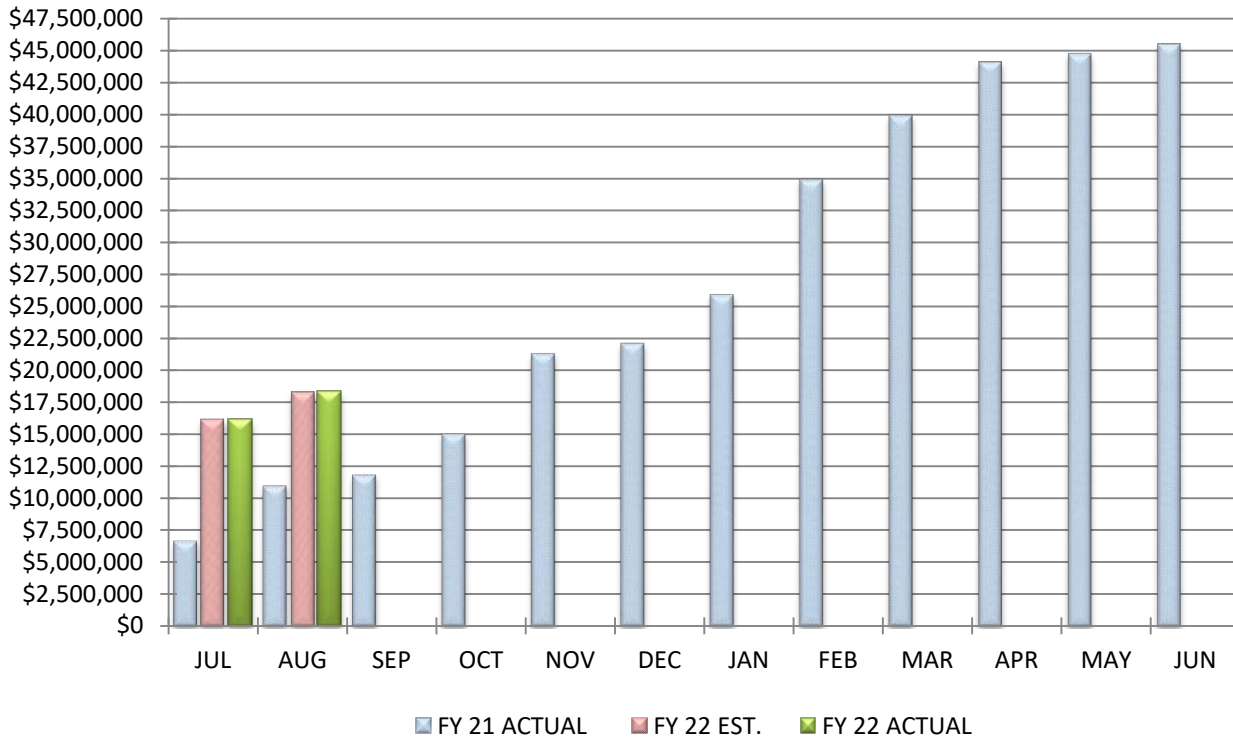
Actual Cash Balance		\$24,032,858
Estimated Cash Balance		\$23,911,089
Variance From Estimate	OVER	\$121,770
Percent Variance From Estimate	OVER	0.51%
Previous Year Cash Balance		\$15,688,060

**COMMENTS:** We are on target with our annual estimates. Our August 2021 balance is well over the previous year due to the 2020 county property tax payment deadline being delayed, as well as county property tax settlement challenges. Fortunately for our District, these same challenges did not occur this year.

## COMPARISON OF TOTAL MONTHLY REVENUES & OTHER FINANCING SOURCES



## COMPARISON OF TOTAL YEAR-TO-DATE REVENUES & OTHER FINANCING SOURCES

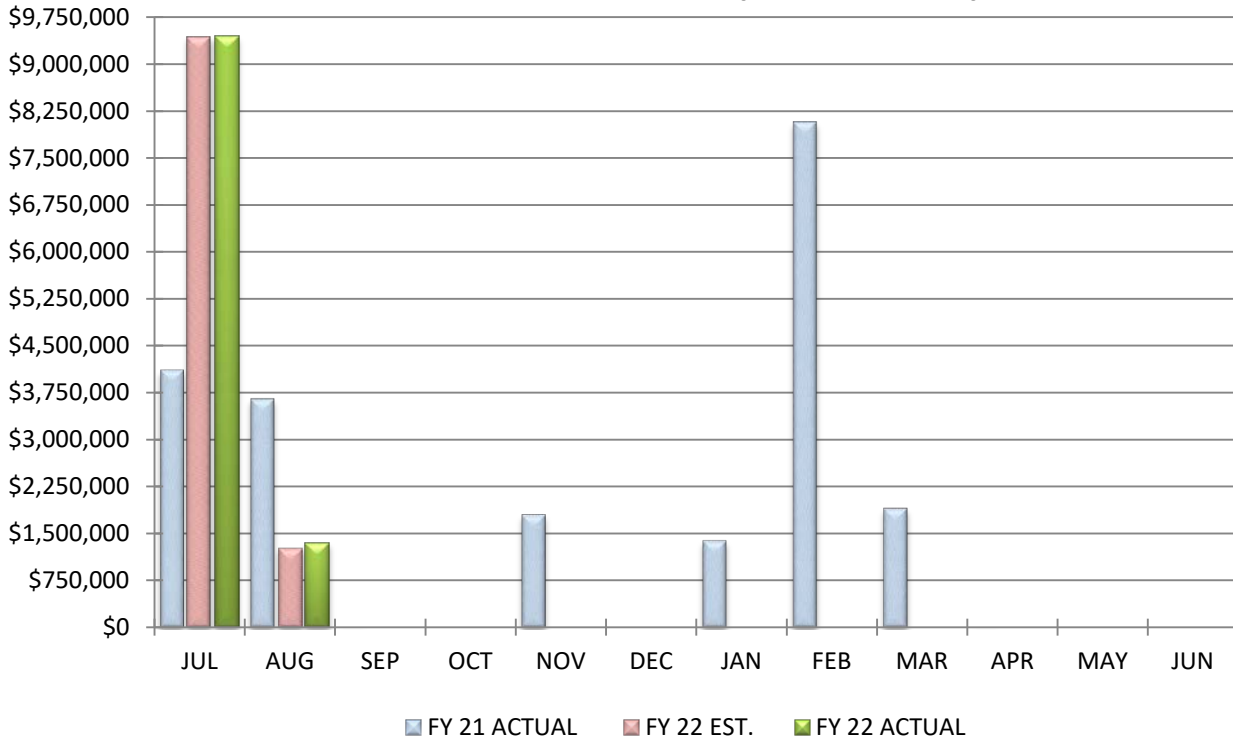


**COMPARISON TOTAL REVENUES & OTHER FINANCING SOURCES**

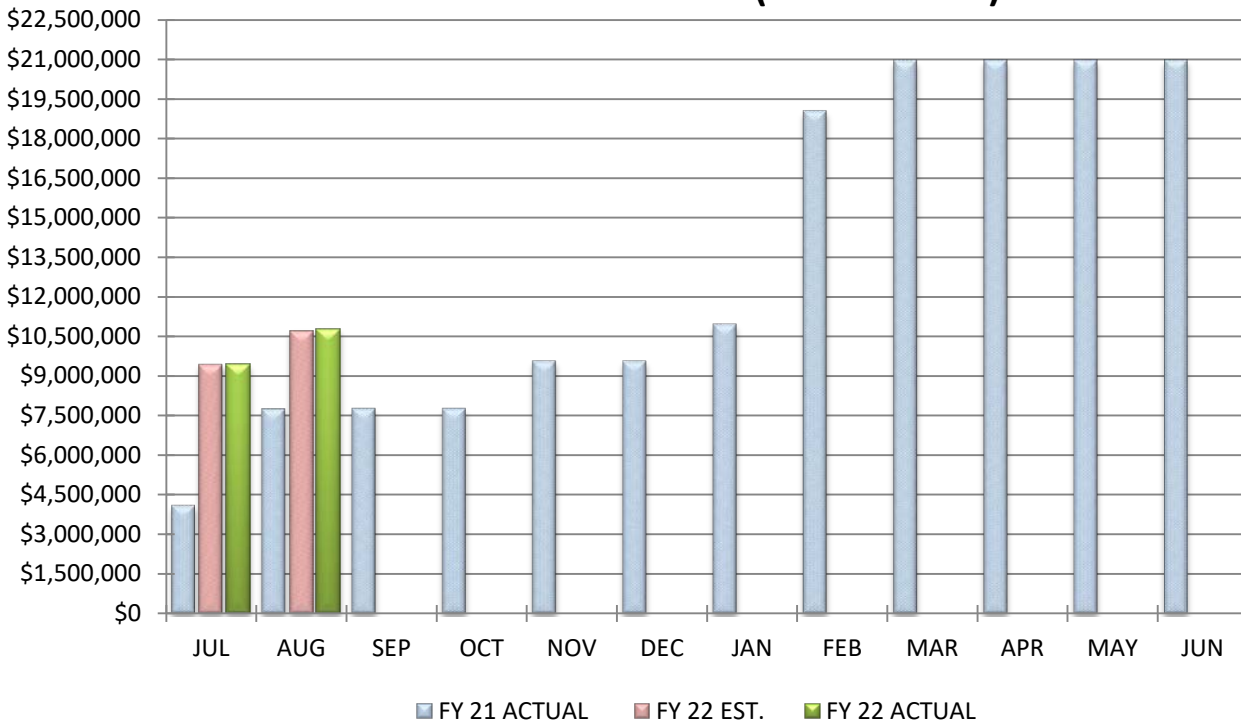
		<b>August 31, 2021</b>	
		<u>MONTH</u>	<u>YEAR-TO-DATE</u>
Actual Receipts		\$2,194,446	\$18,363,857
Estimated Receipts		\$2,116,184	\$18,273,707
Variance From Estimate	OVER	\$78,262	\$90,150
Variance From Estimate	OVER	3.70%	0.49%
Actual Prior Year		\$4,307,535	\$11,020,336
Total 2021-2022 Estimate			\$47,349,520
Percent Of Total Estimate Received			38.78%
Percent Of Budget Year Completed		2 Months	16.67%

**COMMENTS:** We are on target with our annual estimates. Our Augst 2021 revenues are well over the previous year due to the 2020 county property tax payment deadline being delayed, as well as county property tax settlement challenges. Additionally, income tax filing deadlines changes caused differences in our normal collection trends. Fortunately for our District, these same challenges did not occur this year.

## COMPARISON OF TOTAL MONTHLY GENERAL PROPERTY TAX (REAL ESTATE)



## COMPARISON OF TOTAL YEAR-TO-DATE GENERAL PROPERTY TAX (REAL ESTATE)

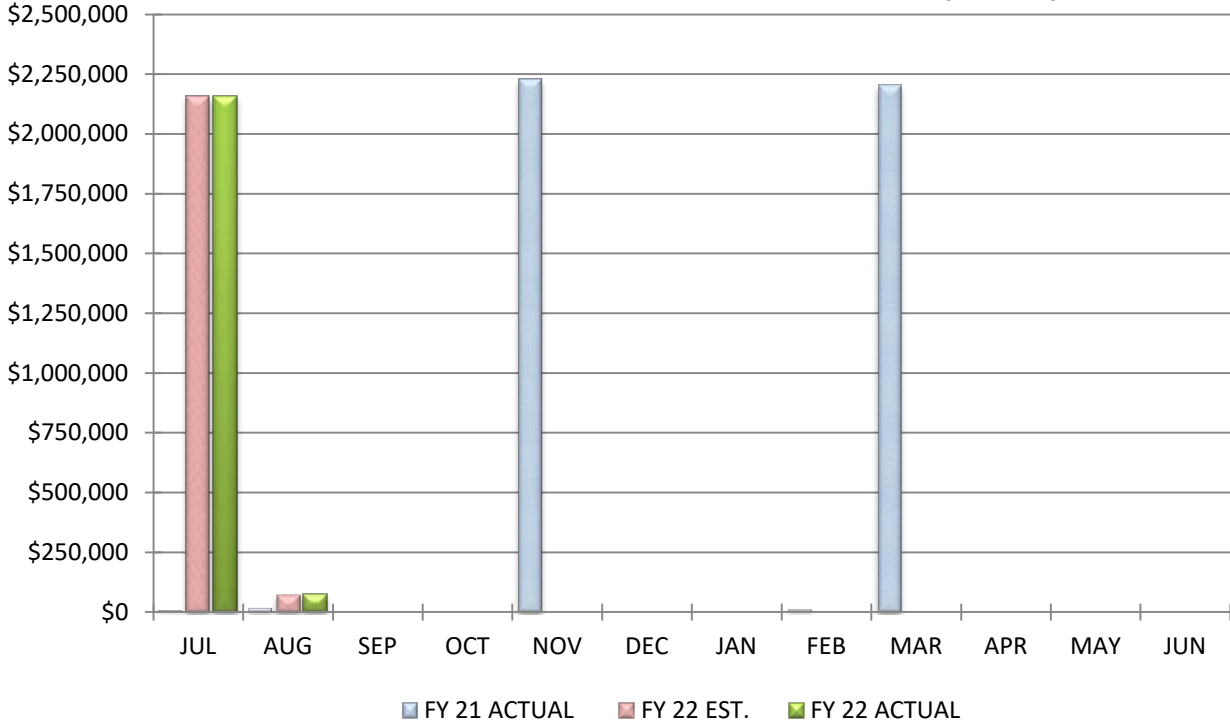


**COMPARISON OF GENERAL PROPERTY TAX (REAL ESTATE)**

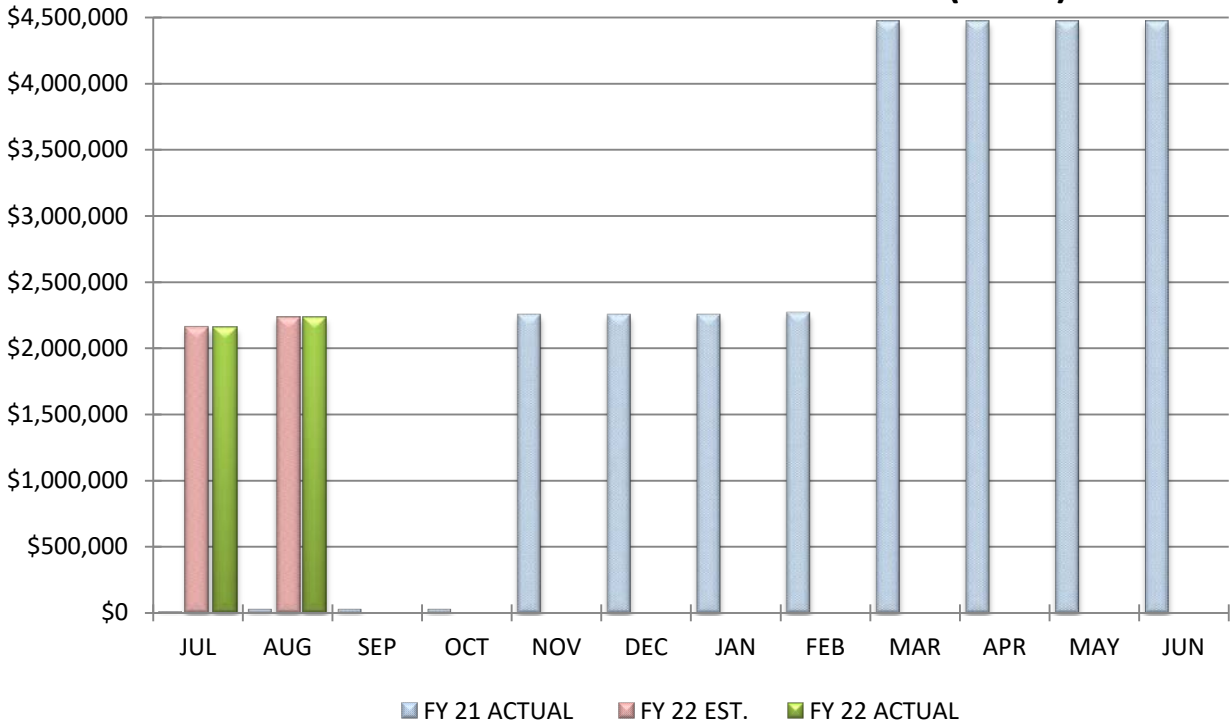
		<b>August 31, 2021</b>	
		<u>MONTH</u>	<u>YEAR-TO-DATE</u>
Actual Real Estate Tax Receipts		\$1,344,834	\$10,792,180
Estimated Real Estate Tax Receipts		\$1,271,539	\$10,706,998
Variance From Estimate	OVER	\$73,295	OVER
Variance From Estimate	OVER	5.76%	OVER
Actual Prior Year		\$3,653,920	\$7,759,429
Total 2021-2022 Estimate			\$22,501,893
Percent Of Total Estimate Received			47.96%
Percent Of Budget Year Completed		2 months	16.67%

**COMMENTS:** We are on target with our annual estimates. As noted previously, our August 2021 property tax receipts are well over the previous year due to the 2020 county property tax payment deadline being delayed, as well as county property tax settlement challenges. Fortunately for our District, these same challenges did not occur this year.

## COMPARISON OF TOTAL MONTHLY TANGIBLE PERSONAL PROPERTY TAX (PUPP)



## COMPARISON OF TOTAL YEAR-TO-DATE TANGIBLE PERSONAL PROPERTY TAX (PUPP)

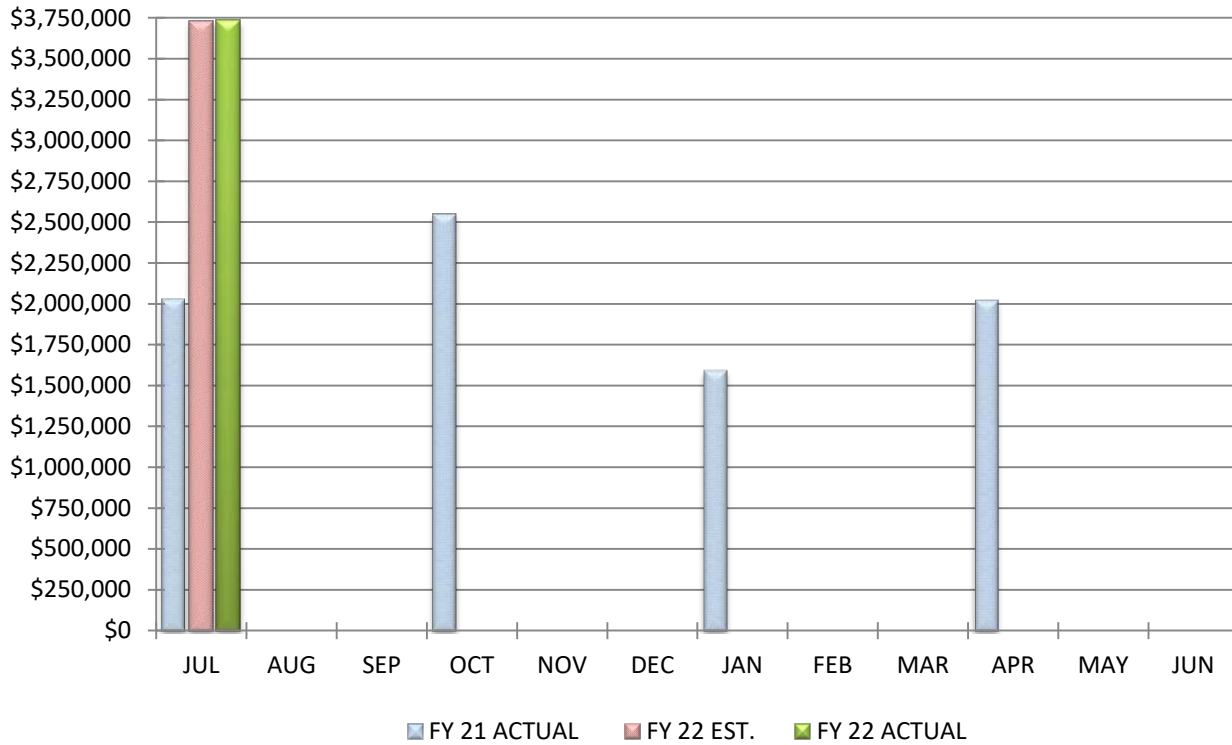


**COMPARISON OF TANGIBLE PERSONAL PROPERTY TAX (PUPP)**

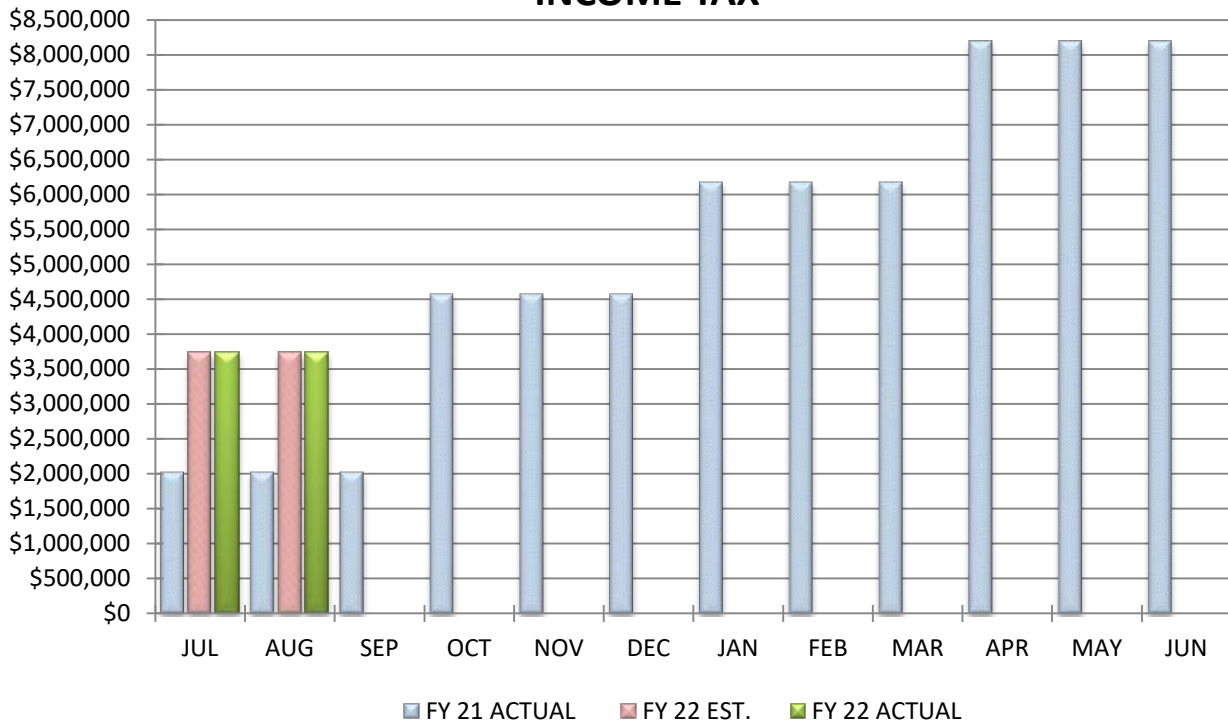
		<b>August 31, 2021</b>	
		<u>MONTH</u>	<u>YEAR-TO-DATE</u>
Actual PUPP Tax Receipts		\$75,205	\$2,231,099
Estimated PUPP Tax Receipts		\$75,403	\$2,231,297
Variance From Estimate	UNDER	(\$198)	(\$198)
Variance From Estimate	UNDER	-0.26%	-0.01%
Actual Prior Year		\$18,562	\$28,334
Total 2021-2022 Estimate			\$4,419,754
Percent Of Total Estimate Received			50.48%
Percent Of Budget Year Completed		2 months	16.67%

**COMMENTS:** We are on target with our annual estimates. As noted previously, our August 2021 public utility personal property tax receipts are well over the previous year due to the 2020 county property tax payment deadline being delayed, as well as county property tax settlement challenges. Fortunately for our District, these same challenges did not occur this year.

## COMPARISON OF TOTAL MONTHLY INCOME TAX



## COMPARISON OF TOTAL YEAR-TO-DATE INCOME TAX





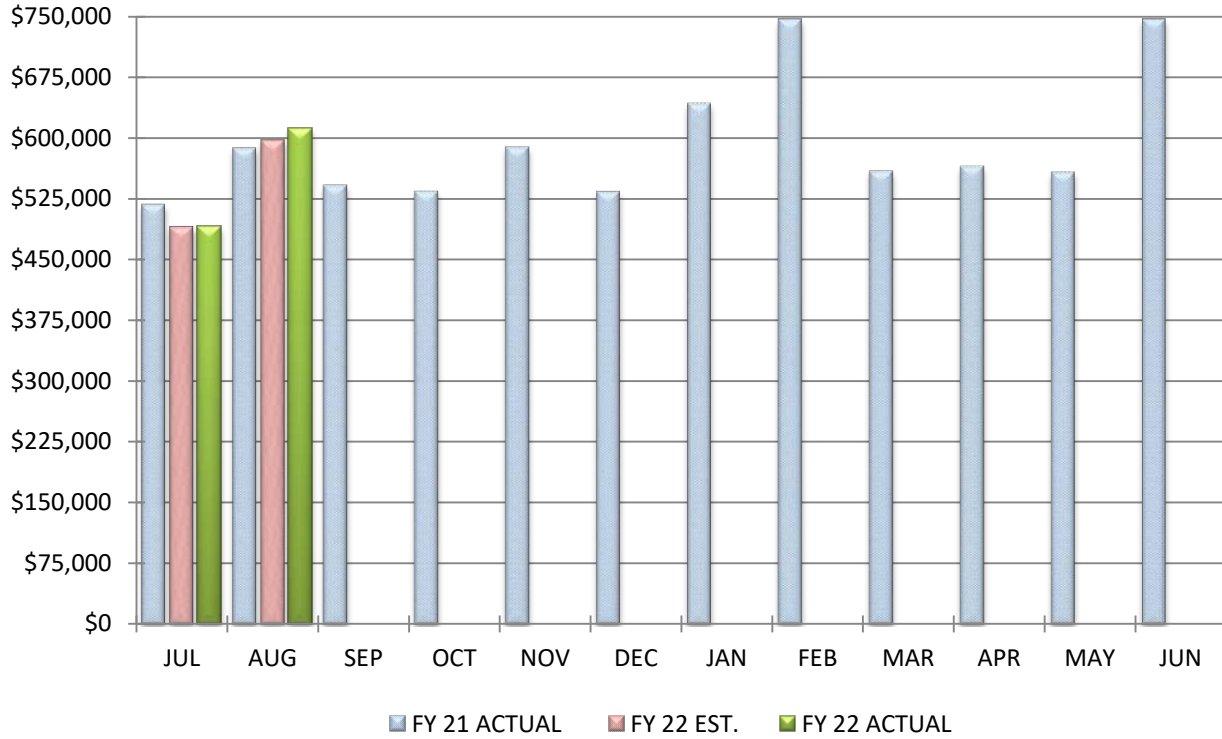
**COMPARISON OF INCOME TAX**

**August 31, 2021**

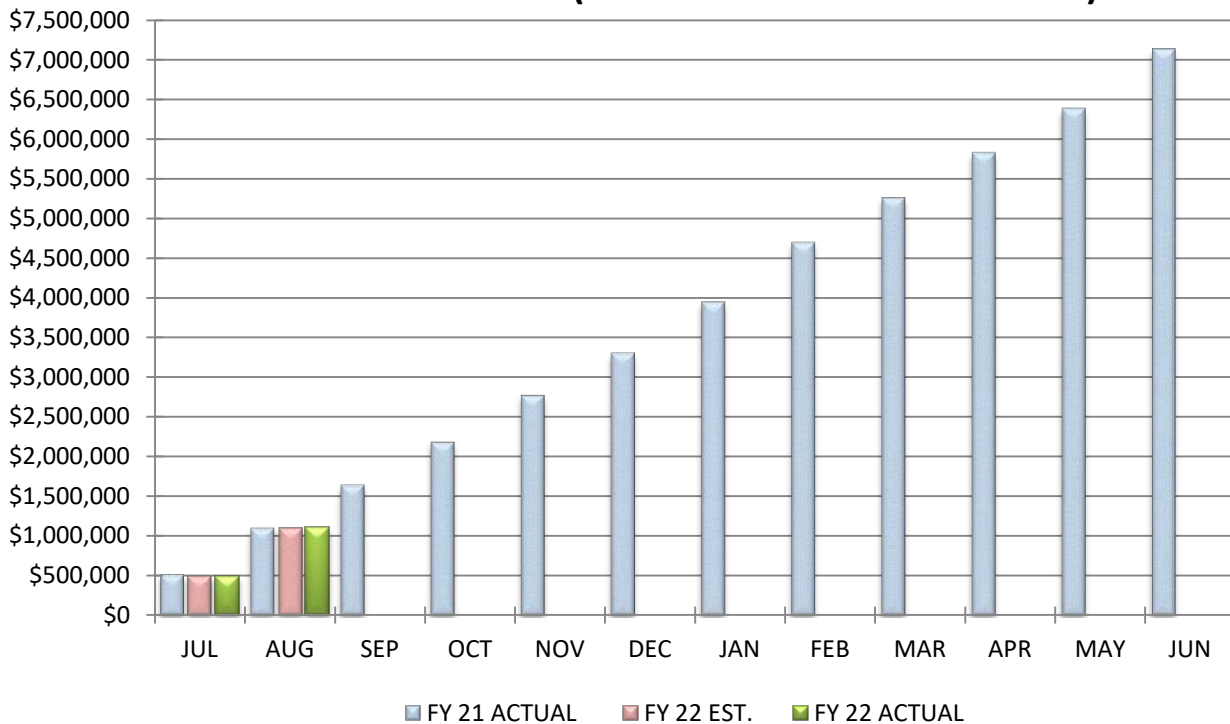
	<u>MONTH</u>		<u>YEAR-TO-DATE</u>
Actual State Receipts	\$0		\$3,731,173
Estimated State Receipts	\$0		\$3,731,172
Variance From Estimate	\$0	OVER	\$1
Variance From Estimate	0.00%	OVER	0.00%
Actual Prior Year	\$0		\$2,027,775
Total 2021-2022 Estimate			\$8,268,266
Percent Of Total Estimate Received			45.13%
Percent Of Budget Year Completed	2 months		16.67%

**COMMENTS:** We are on target with our annual estimates.

### COMPARISON OF TOTAL MONTHLY STATE GRANTS-IN-AID (UNRESTRICTED & RESTRICTED)



### COMPARISON OF TOTAL YEAR-TO-DATE STATE GRANTS-IN-AID (UNRESTRICTED & RESTRICTED)



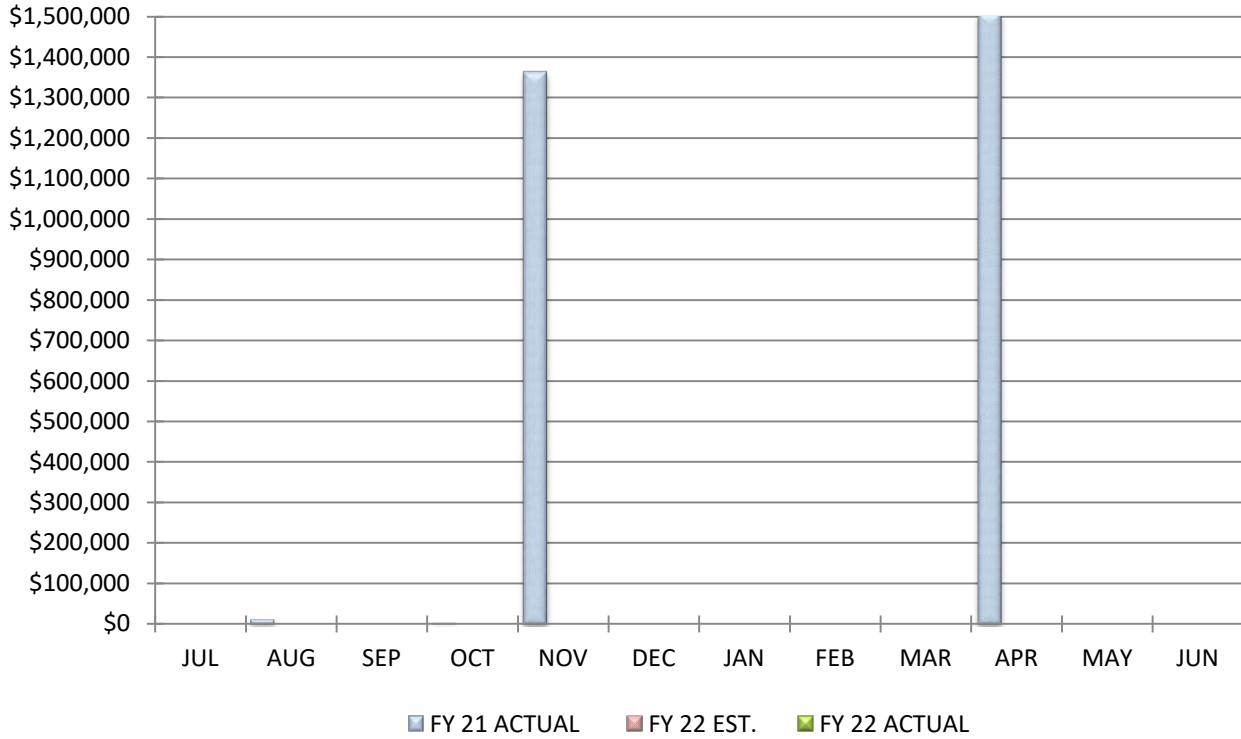
**COMPARISON OF STATE GRANTS-IN-AID (UNRESTRICTED & RESTRICTED)**

**August 31, 2021**

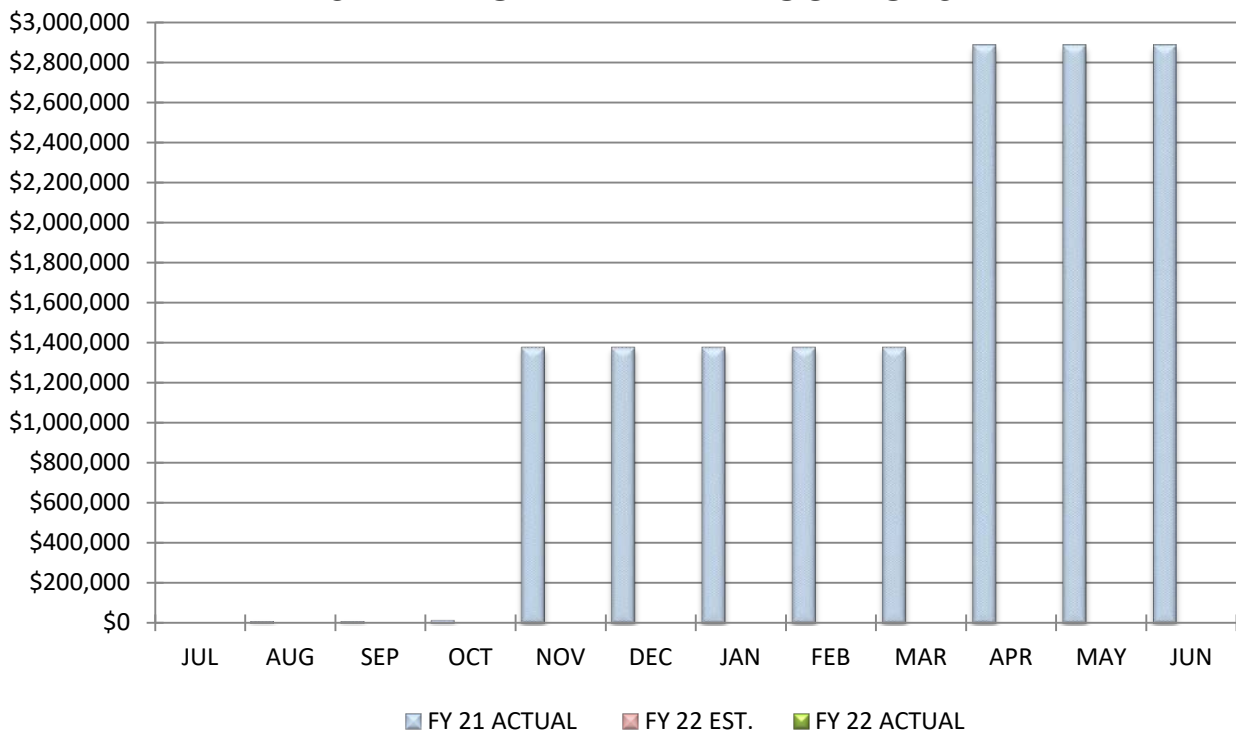
		<u>MONTH</u>		<u>YEAR-TO-DATE</u>
Actual State Receipts		\$612,337		\$1,102,604
Estimated State Receipts		\$597,232		\$1,087,499
Variance From Estimate	OVER	\$15,105	OVER	\$15,105
Variance From Estimate	OVER	2.53%	OVER	1.39%
Actual Prior Year		\$587,549		\$1,105,627
Total 2021-2022 Estimate				\$7,272,640
Percent Of Total Estimate Received				15.16%
Percent Of Budget Year Completed		2 months		16.67%

**COMMENTS:** We are on target with our annual estimates. Big Walnut received the semi-annual distribution of Ohio casino revenues in August. The positive variance is due to the these revenues coming in higher than anticipated.

## COMPARISON OF TOTAL MONTHLY STATE PROPERTY TAX ALLOCATIONS



## COMPARISON OF TOTAL YEAR-TO-DATE STATE PROPERTY TAX ALLOCATIONS

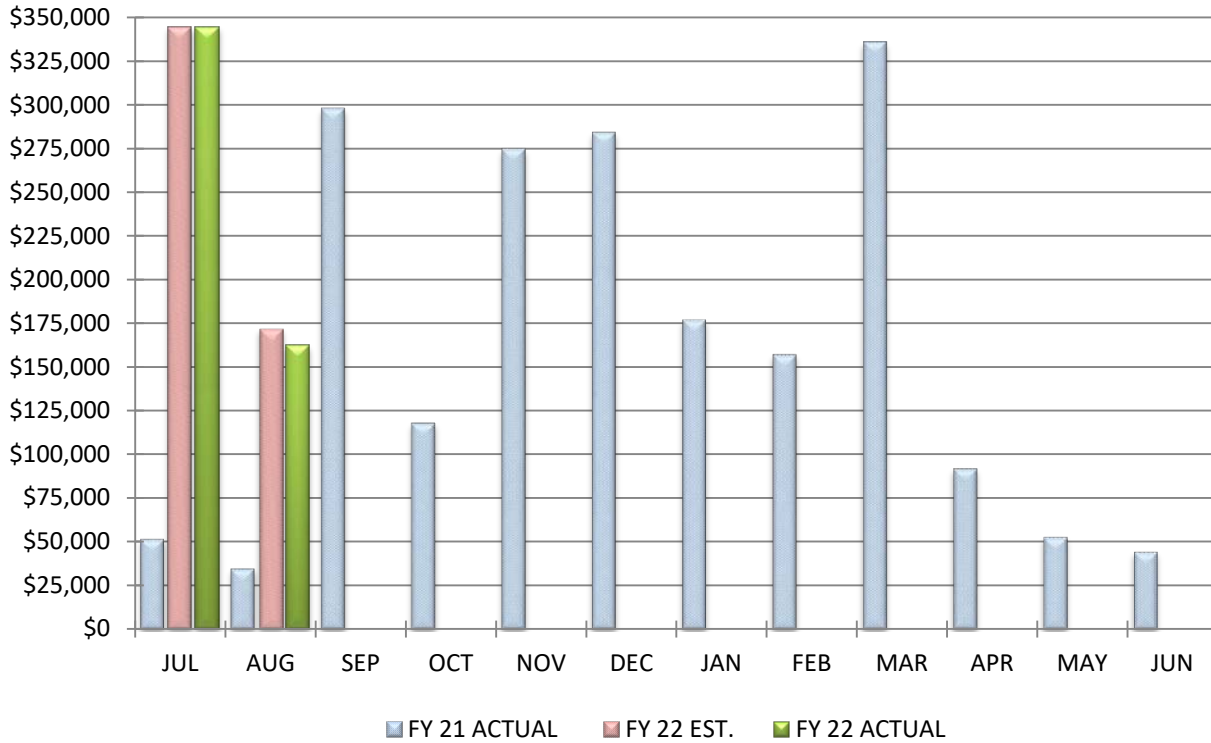


**COMPARISON OF STATE PROPERTY TAX ALLOCATIONS**

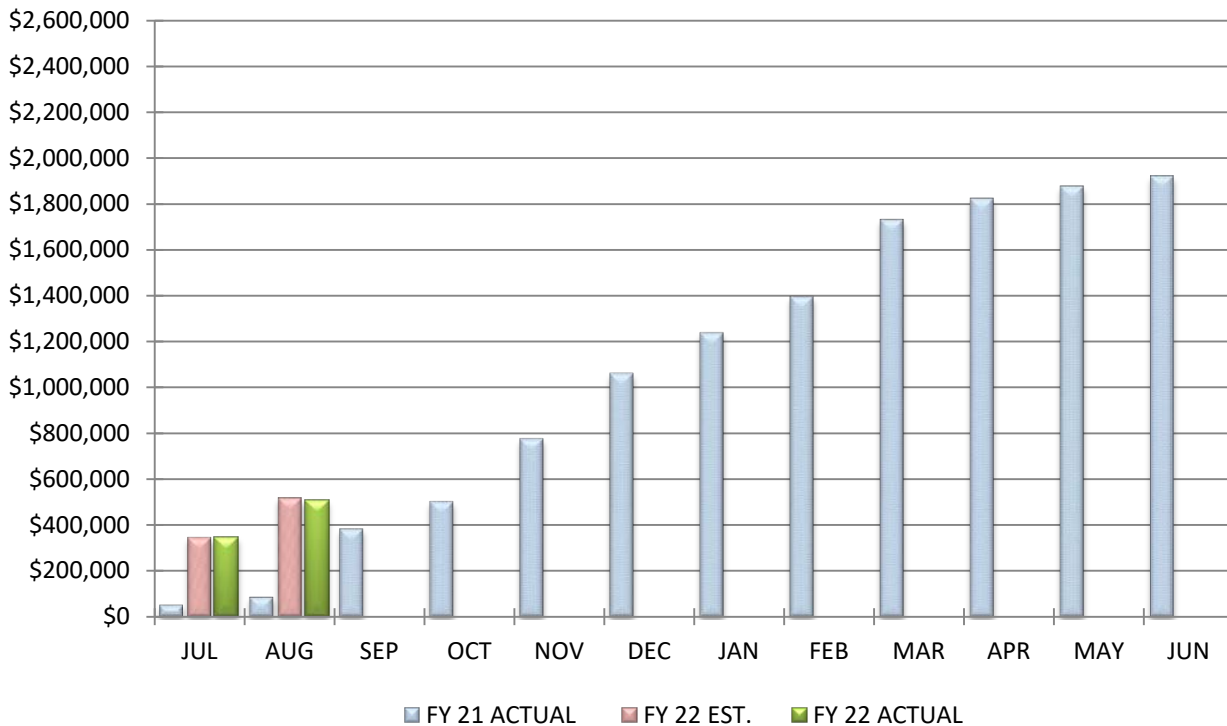
	<b>August 31, 2021</b>	
	<u>MONTH</u>	<u>YEAR-TO-DATE</u>
Actual Tax Allocation Receipts	\$0	\$0
Estimated Tax Allocation Receipts	\$0	\$0
Variance From Estimate	\$0	\$0
Variance From Estimate	0.00%	0.00%
Actual Prior Year	\$12,720	\$12,720
Total 2021-2022 Estimate		\$3,062,444
Percent Of Total Estimate Received		0.00%
Percent Of Budget Year Completed	2 months	16.67%

**COMMENTS:** We are on target with our annual estimates.

## COMPARISON OF TOTAL MONTHLY OTHER REVENUES & OTHER FINANCING SOURCES



## COMPARISON OF TOTAL YEAR-TO-DATE OTHER REVENUES & OTHER FINANCING SOURCES



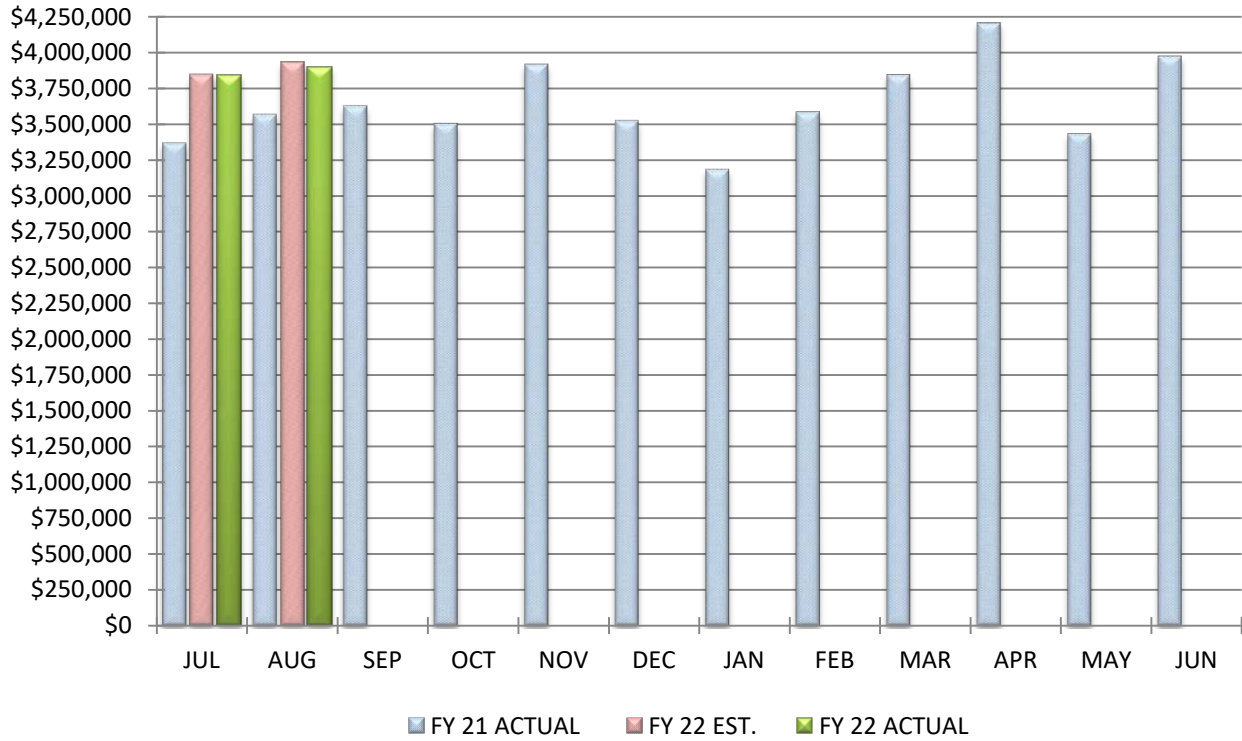
**COMPARISON OF OTHER REVENUES & OTHER FINANCING SOURCES**

**August 31, 2021**

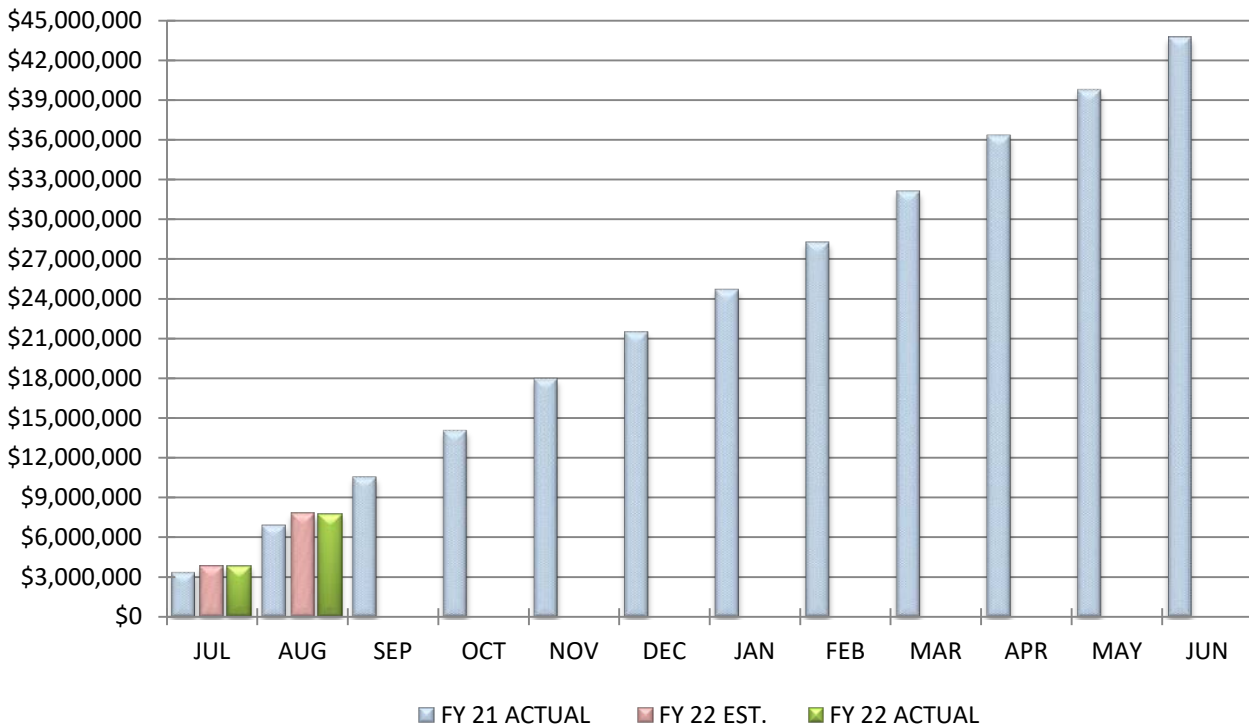
		<u>MONTH</u>		<u>YEAR-TO-DATE</u>
Actual Other Receipts		\$162,071		\$506,802
Estimated Other Receipts		\$172,010		\$516,741
Variance From Estimate	UNDER	(\$9,939)	UNDER	(\$9,939)
Variance From Estimate	UNDER	-5.78%	UNDER	-1.92%
Actual Prior Year		\$34,784		\$86,450
Total 2021-2022 Estimate				\$1,824,523
Percent Of Total Estimate Received				27.78%
Percent Of Budget Year Completed			2 months	16.67%

**COMMENTS:** We are on target with our annual estimates.

## COMPARISON OF TOTAL MONTHLY EXPENDITURES & OTHER FINANCING USES



## COMPARISON OF TOTAL YEAR-TO-DATE EXPENDITURES & OTHER FINANCING USES



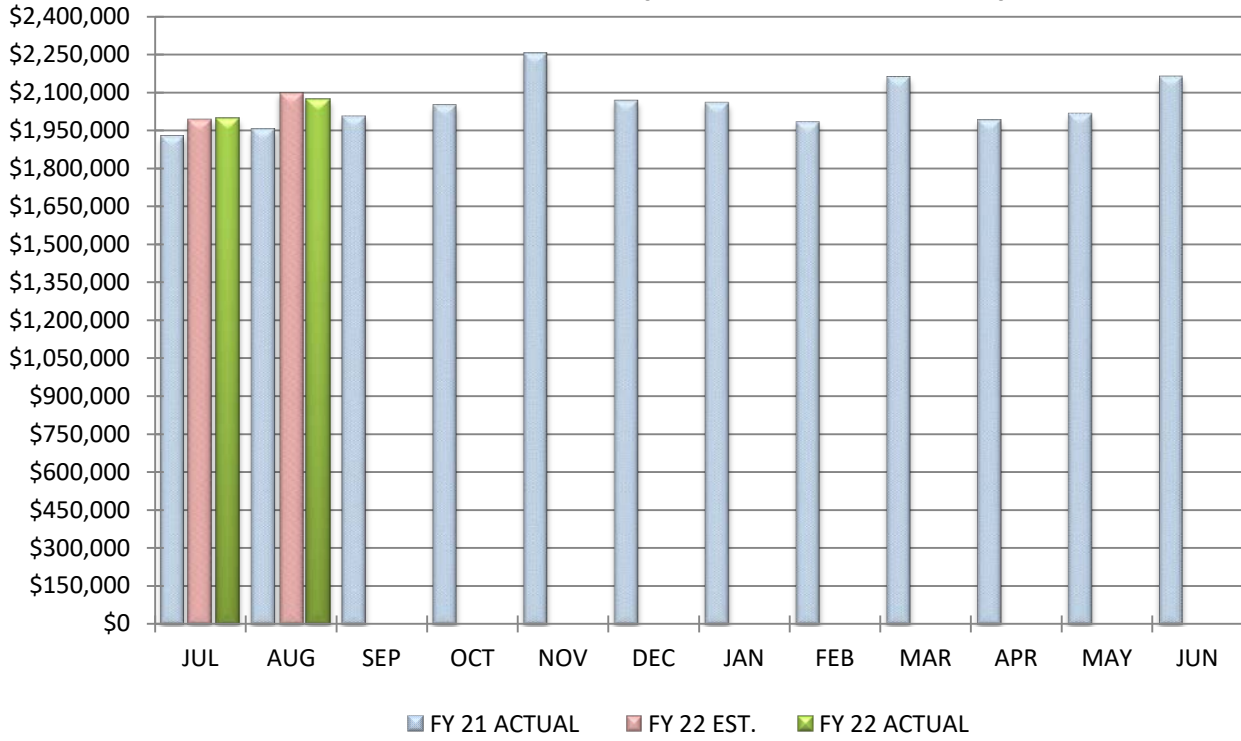


**COMPARISON OF TOTAL EXPENDITURES & OTHER FINANCING USES**

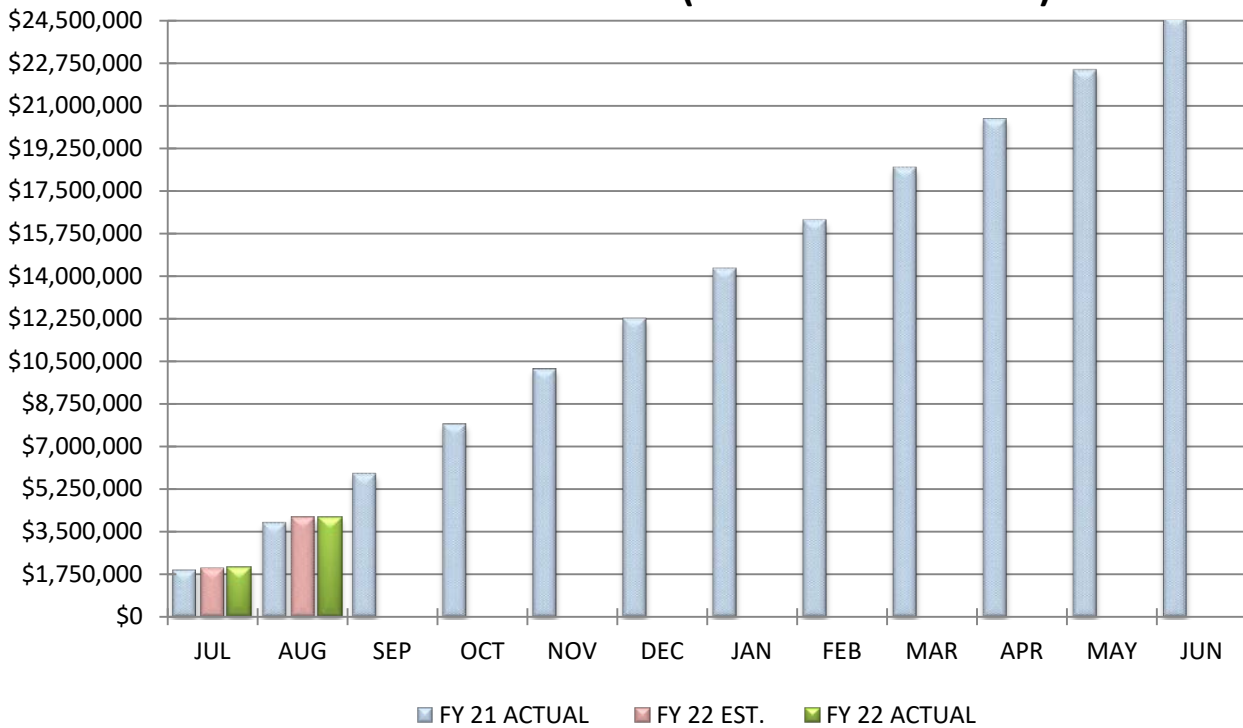
		<b>August 31, 2021</b>			
		<u>MONTH</u>		<u>YEAR-TO-DATE</u>	
Actual Expenditures		\$3,899,362		\$7,743,579	
Estimated Expenditures		\$3,931,581		\$7,775,199	
Variance From Estimate	UNDER	(\$32,219)		UNDER	(\$31,620)
Variance From Estimate	UNDER	-0.82%		UNDER	-0.41%
Actual Prior Year		\$3,568,672		\$6,935,660	
Total 2021-2022 Estimate				\$47,617,071	
Percent Of Total Estimate Spent				16.26%	
Percent Of Budget Year Completed			2 months	16.67%	

**COMMENTS:** We are on target with our annual estimates of total expenditures. Due to the pandemic, there were some purchase services and supplies that were not needed or foregone in fiscal year 2021. As such, we saw a minimal increases or decreases in these areas. With further growth in our student population and attempting to return back to a more normal class experience we anticipated and are seeing an increase in these expenditure areas this school year over the previous year.

## COMPARISON OF TOTAL MONTHLY PERSONAL SERVICES (SALARIES & WAGES)



## COMPARISON OF TOTAL YEAR-TO-DATE PERSONAL SERVICES (SALARIES & WAGES)

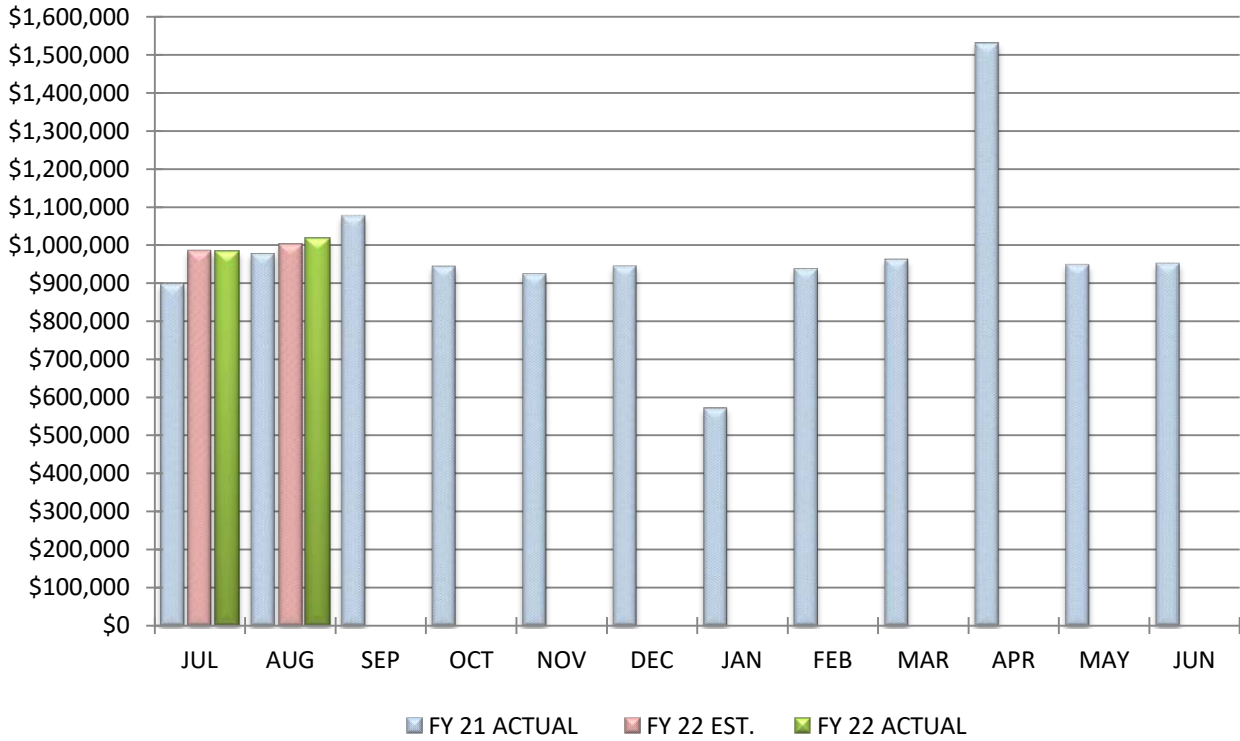


**COMPARISON OF PERSONAL SERVICES (SALARIES & WAGES)**

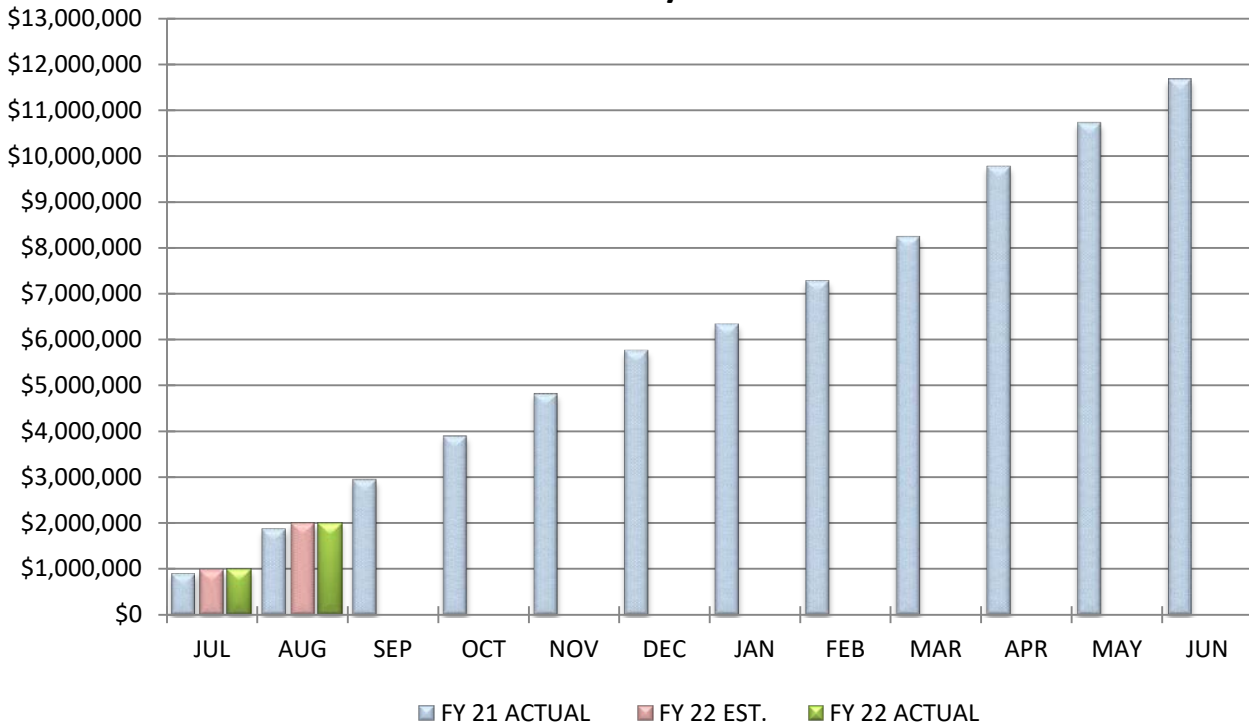
		<b>August 31, 2021</b>			
		<u>MONTH</u>		<u>YEAR-TO-DATE</u>	
Actual Wage Expenditures		\$2,071,942		\$4,070,571	
Estimated Wage Expenditures		\$2,099,376		\$4,093,926	
Variance From Estimate	UNDER	(\$27,434)		UNDER	(\$23,356)
Variance From Estimate	UNDER	-1.31%		UNDER	-0.57%
Actual Prior Year		\$1,955,416		\$3,882,435	
Total 2021-2022 Estimate				\$26,626,608	
Percent Of Total Estimate Spent				15.29%	
Percent Of Budget Year Completed			2 months	16.67%	

**COMMENTS:** We are on target with our annual estimates.

## COMPARISON OF TOTAL MONTHLY EMPLOYEES' RETIREMENT/INSURANCE BENEFITS



## COMPARISON OF TOTAL YEAR-TO-DATE EMPLOYEES' RETIREMENT/INSURANCE BENEFITS



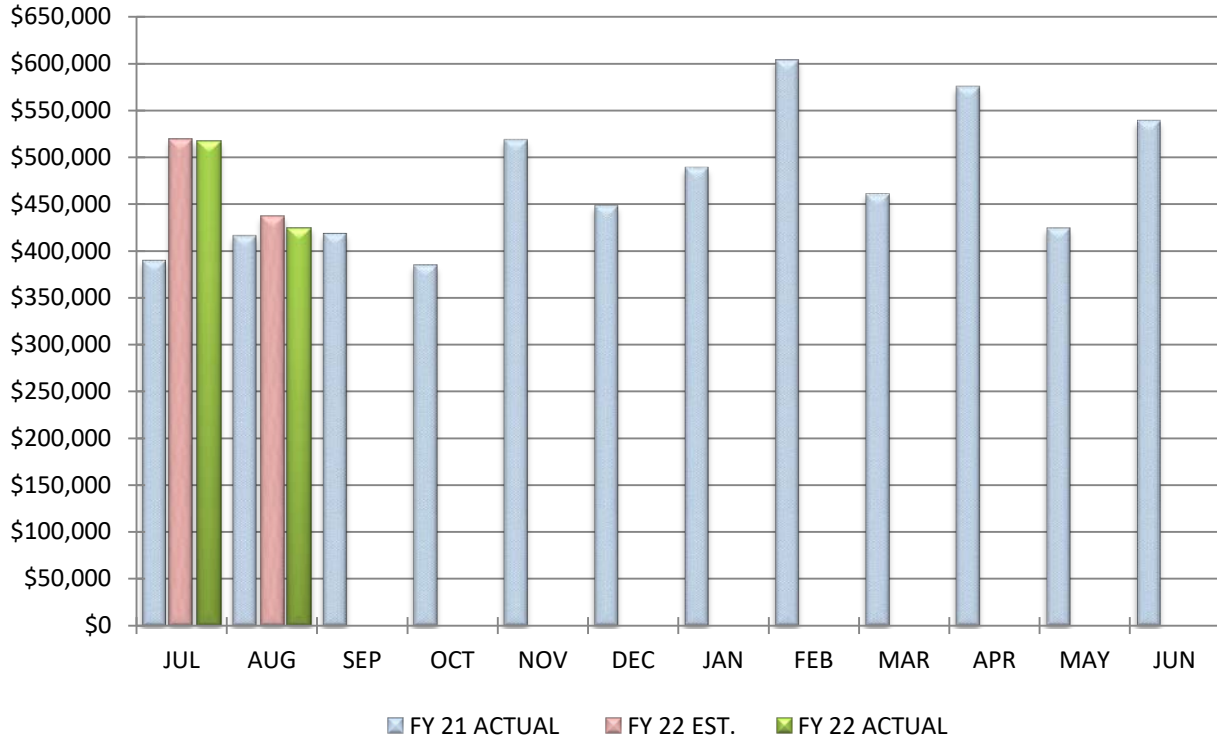
**COMPARISON OF EMPLOYEES' RETIREMENT/INSURANCE BENEFITS**

**August 31, 2021**

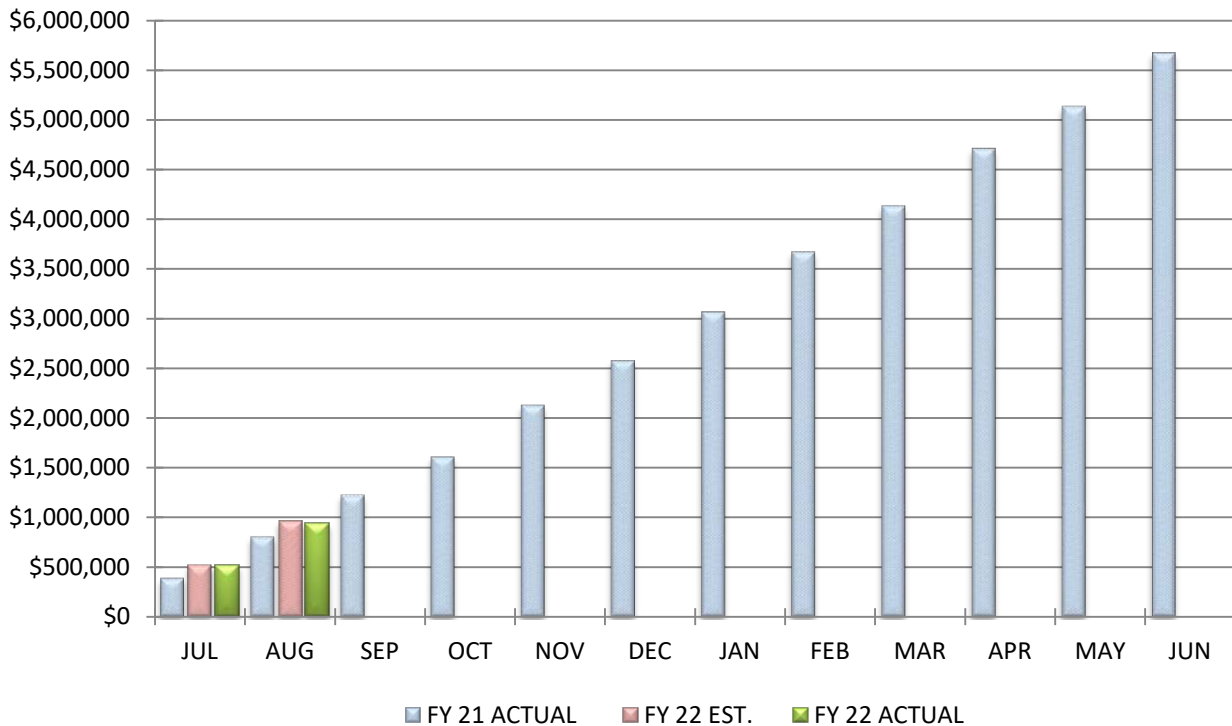
		<u>MONTH</u>		<u>YEAR-TO-DATE</u>
Actual Fringe Benefit Expenditures		\$1,017,995		\$2,001,914
Estimated Fringe Benefit Expenditures		\$1,003,765		\$1,989,418
Variance From Estimate	OVER	\$14,230	OVER	\$12,496
Variance From Estimate	OVER	1.42%	OVER	0.63%
Actual Prior Year		\$978,376		\$1,876,896
Total 2021-2022 Estimate				\$12,533,283
Percent Of Total Estimate Spent				15.97%
Percent Of Budget Year Completed		2 months		16.67%

**COMMENTS:** We are on target with our annual estimates.

## COMPARISON OF TOTAL MONTHLY PURCHASED SERVICES



## COMPARISON OF TOTAL YEAR-TO-DATE PURCHASED SERVICES

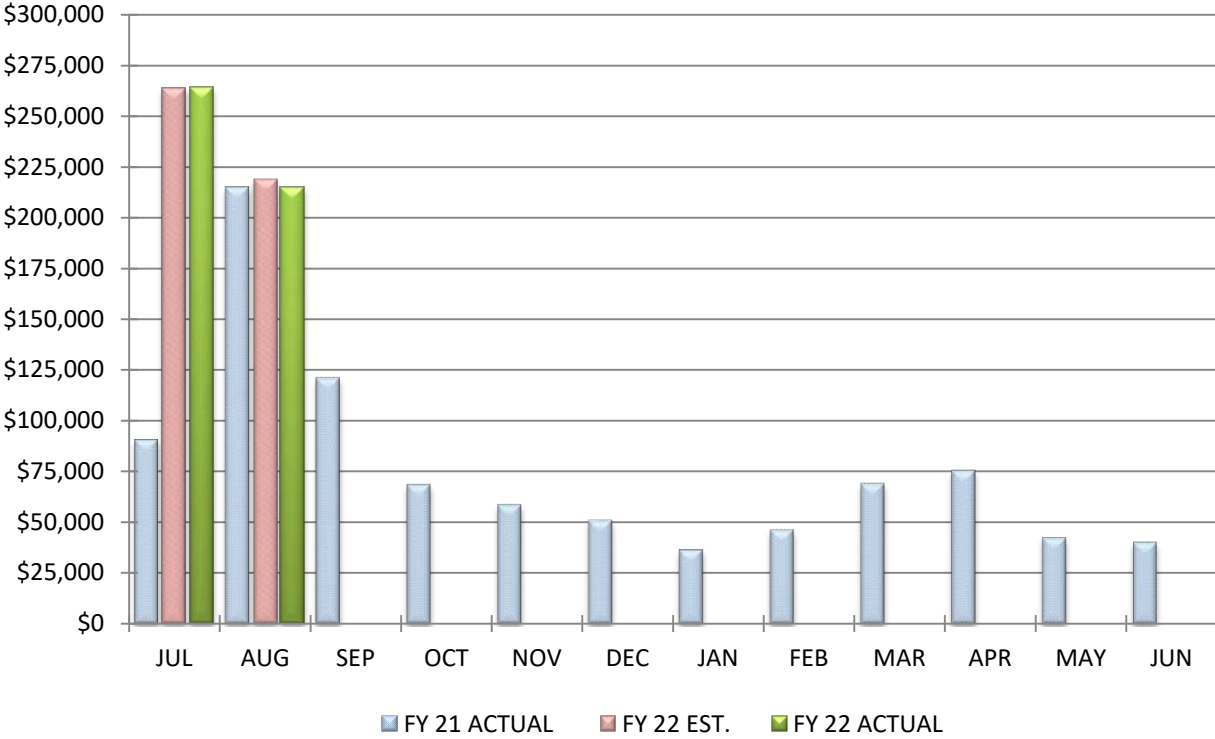


**COMPARISON OF PURCHASED SERVICES**

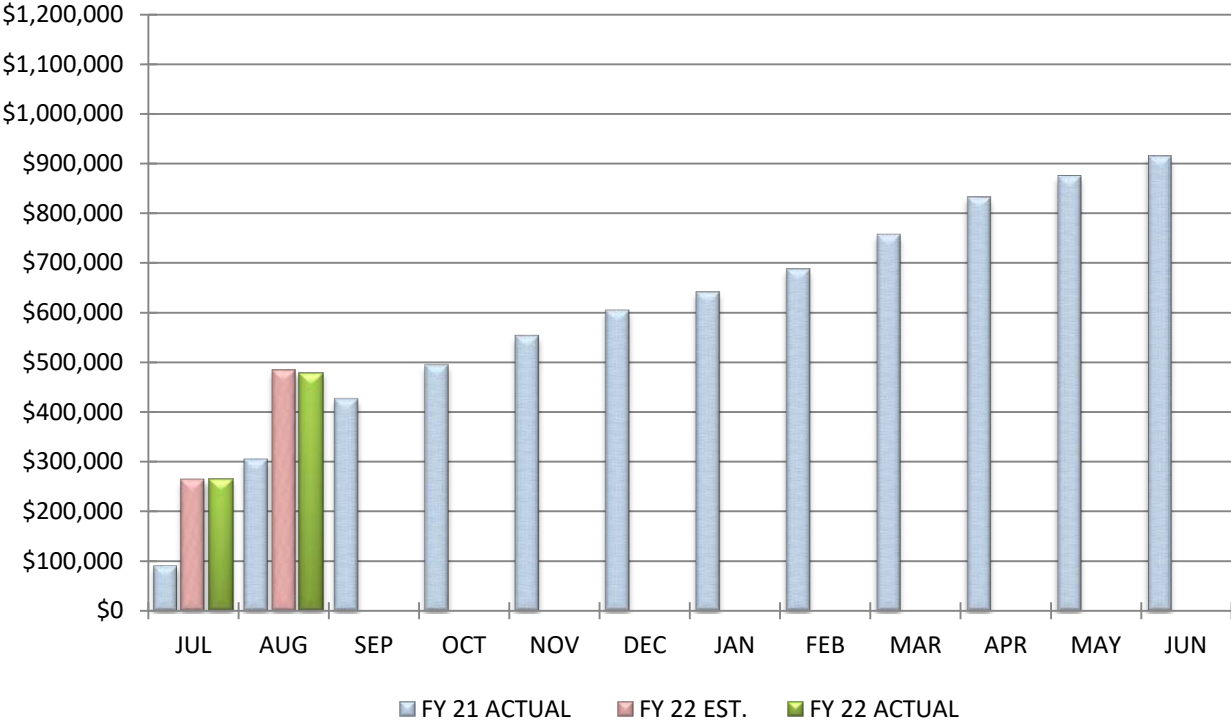
		<b>August 31, 2021</b>		
		<u>MONTH</u>		<u>YEAR-TO-DATE</u>
Actual Service Expenditures		\$424,441		\$941,703
Estimated Service Expenditures		\$436,520		\$955,215
Variance From Estimate	UNDER	(\$12,079)	UNDER	(\$13,512)
Variance From Estimate	UNDER	-2.77%	UNDER	-1.41%
Actual Prior Year		\$416,056		\$805,831
Total 2021-2022 Estimate				\$6,732,972
Percent Of Total Estimate Spent				13.99%
Percent Of Budget Year Completed			2 months	16.67%

**COMMENTS:** We are on target with our annual estimates.

### COMPARISON OF TOTAL MONTHLY SUPPLIES AND MATERIALS



### COMPARISON OF TOTAL YEAR-TO-DATE SUPPLIES AND MATERIALS





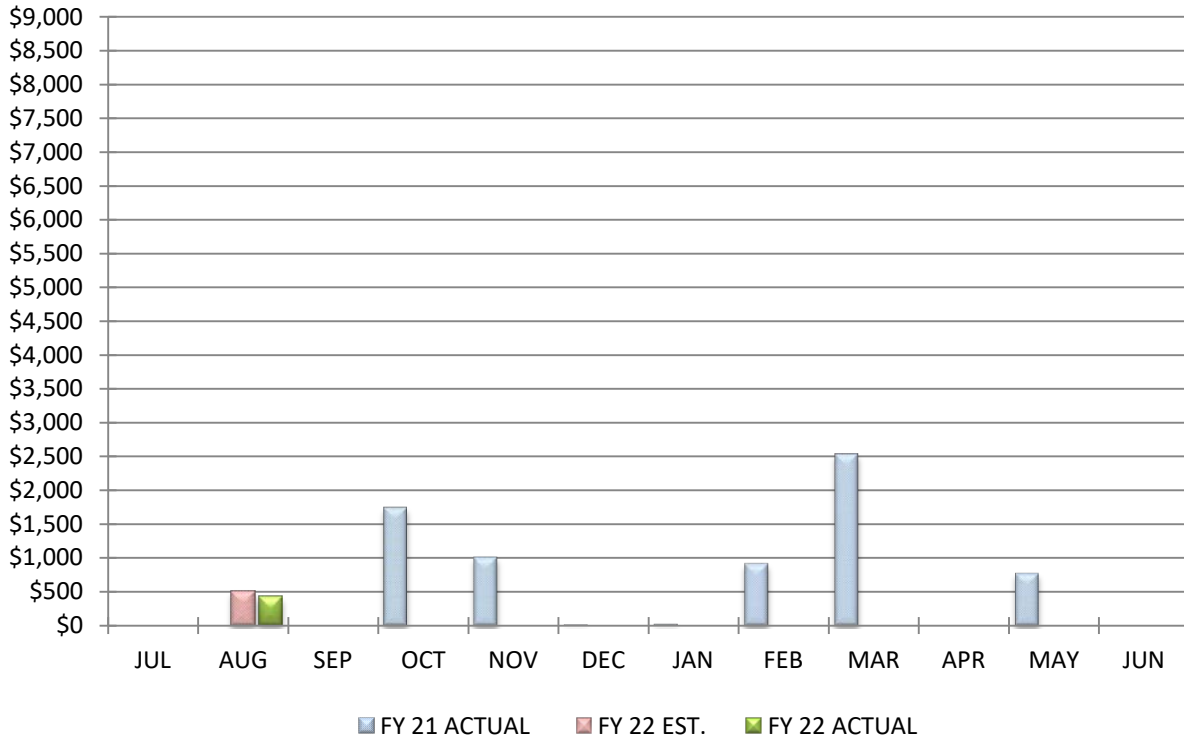
**COMPARISON OF SUPPLIES AND MATERIALS**

**August 31, 2021**

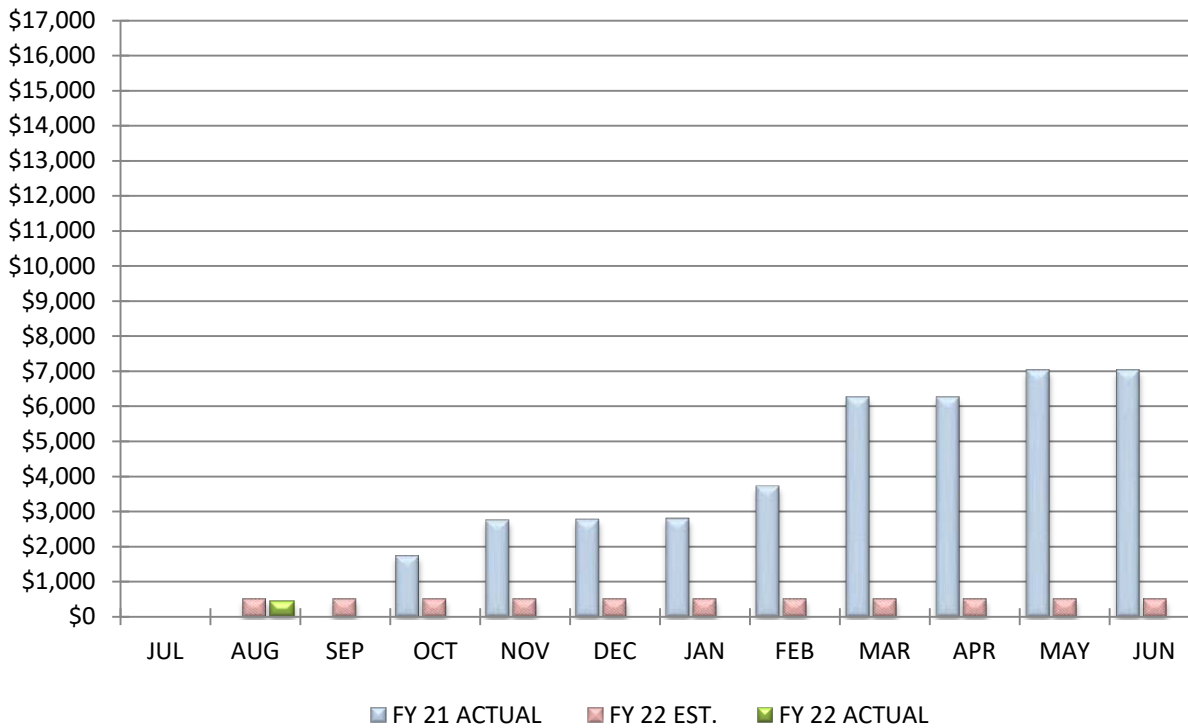
		<u>MONTH</u>		<u>YEAR-TO-DATE</u>
Actual Material Expenditures		\$214,801		\$478,797
Estimated Material Expenditures		\$218,995		\$482,995
Variance From Estimate	UNDER	(\$4,194)	UNDER	(\$4,198)
Variance From Estimate	UNDER	-1.92%	UNDER	-0.87%
Actual Prior Year		\$214,769		\$305,403
Total 2021-2022 Estimate				\$1,127,722
Percent Of Total Estimate Spent				42.46%
Percent Of Budget Year Completed			2 months	16.67%

**COMMENTS:** We are on target with our annual estimates.

## COMPARISON OF TOTAL MONTHLY CAPITAL OUTLAY



## COMPARISON OF TOTAL YEAR-TO-DATE CAPITAL OUTLAY



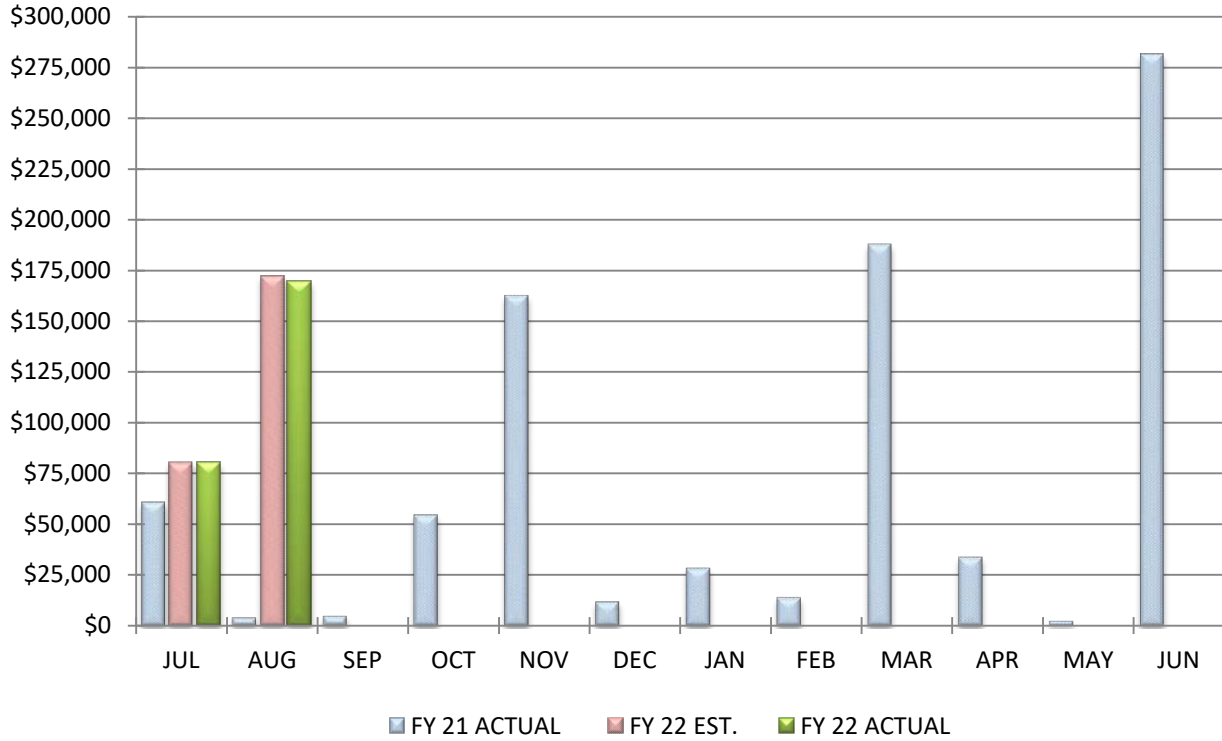
**COMPARISON OF CAPITAL OUTLAY**

**August 31, 2021**

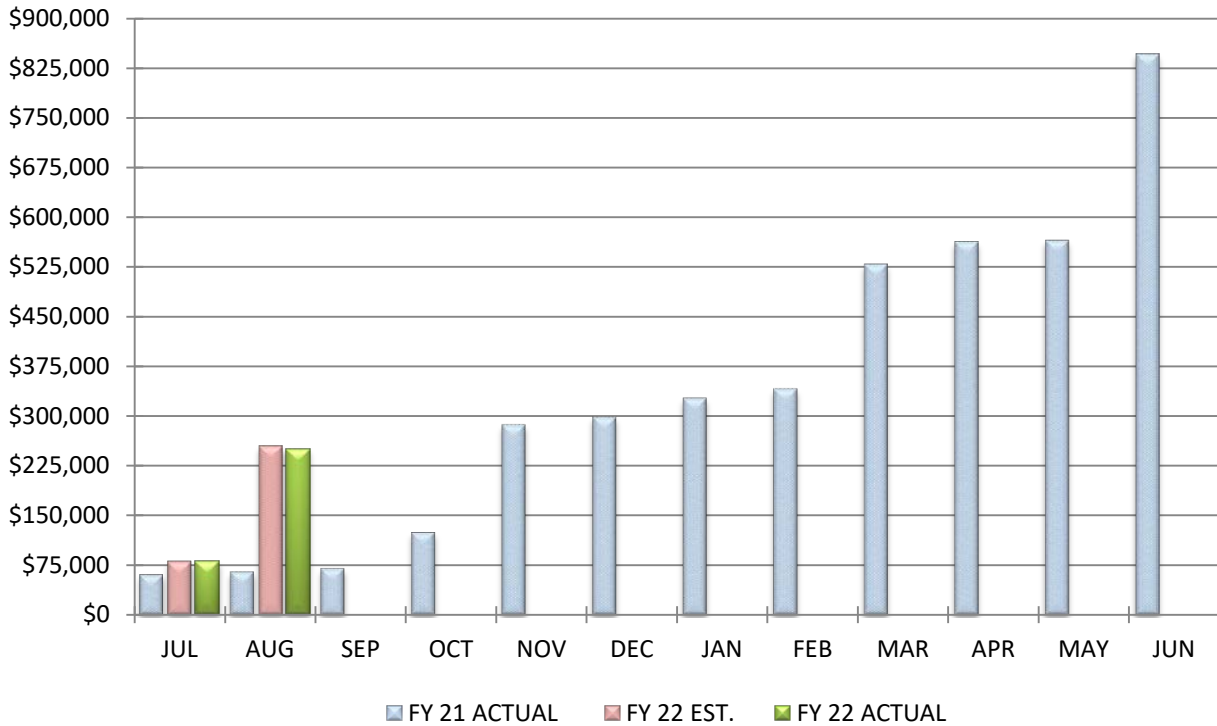
		<u>MONTH</u>		<u>YEAR-TO-DATE</u>
Actual Equipment Expenditures		\$420		\$420
Estimated Equipment Expenditures		\$500		\$500
Variance From Estimate	UNDER	(\$80)	UNDER	(\$80)
Variance From Estimate	UNDER	-15.95%	UNDER	-15.95%
Actual Prior Year		\$0		\$0
Total 2021-2022 Estimate				\$10,000
Percent Of Total Estimate Spent				4.20%
Percent Of Budget Year Completed		2 months		16.67%

**COMMENTS:** We are on target with our annual estimates.

### COMPARISON OF TOTAL MONTHLY OTHER EXPENDITURE OBJECTS & OTHER FINANCING USES



### COMPARISON OF TOTAL YEAR-TO-DATE OTHER EXPENDITURE OBJECTS & OTHER FINANCING USES



**COMPARISON OF OTHER EXPENDITURE OBJECTS & OTHER FINANCING USES**

		<b>August 31, 2021</b>			
		<u>MONTH</u>		<u>YEAR-TO-DATE</u>	
Actual Other Expenditures		\$169,764		\$250,175	
Estimated Other Expenditures		\$172,425		\$253,145	
Variance From Estimate	UNDER	(\$2,661)	UNDER	(\$2,970)	
Variance From Estimate	UNDER	-1.54%	UNDER	-1.17%	
Actual Prior Year		\$4,055		\$65,096	
Total 2021-2022 Estimate				\$586,486	
Percent Of Total Estimate Spent				42.66%	
Percent Of Budget Year Completed			2 months	16.67%	

**COMMENTS:** We are on target with our annual estimates.



BIG WALNUT | INSPIRE  
LOCAL SCHOOLS & GUIDE

---

---

RECEIPTS, EXPENDITURES, AND FUND BALANCES REPORT

AND

MONTHLY SUMMARY CHECK REGISTER

---

---

**AUGUST 2021 - RECEIPTS, EXPENDITURES, AND FUND BALANCES REPORT**

Code	Fund Description	FY Beginning Balance	MTD Actual Receipts	FYTD Actual Receipts	MTD Expended	FYTD Expended	Current Balance	FY Encumbrances	FYTD Unencumbered
001	GENERAL	\$13,412,580.60	\$2,194,446.36	\$18,363,856.81	\$3,899,362.34	\$7,743,579.06	\$24,032,858.35	\$3,775,256.97	\$20,257,601.38
002	BOND RETIREMENT	5,658,379.48	423,565.34	4,175,895.34	49,657.82	49,657.82	9,784,617.00	9,349,733.49	434,883.51
003	PERMANENT IMPROVEMENT	1,292,222.40	57,483.71	582,270.71	215,121.42	303,401.81	1,571,091.30	663,198.34	907,892.96
004	BUILDING	27,057,383.59	9,574.55	23,229.86	3,739,260.74	6,301,269.73	20,779,343.72	18,384,517.30	2,394,826.42
006	FOOD SERVICE	2,665.99	12,962.91	318,083.99	73,877.33	432,516.54	(111,766.56)	291,340.00	(403,106.56)
012	ADULT EDUCATION	4,019.80	0.00	0.00	0.00	0.00	4,019.80	0.00	4,019.80
014	ROTARY-INTERNAL SERVICES	28,876.30	14.00	14.00	18,014.00	18,014.00	10,876.30	25,300.00	(14,423.70)
018	PUBLIC SCHOOL SUPPORT	111,989.50	7,770.89	7,798.89	4,662.27	12,612.32	107,176.07	8,105.72	99,070.35
019	OTHER GRANT	7,371.44	0.00	0.00	0.00	0.00	7,371.44	1,949.86	5,421.58
022	DISTRICT AGENCY	74,170.04	104,935.10	104,935.99	859.57	860.97	178,245.06	21,685.43	156,559.63
028	SPECIAL EDUCATION FUND	892.58	0.00	0.00	0.00	0.00	892.58	0.00	892.58
070	CAPITAL PROJECTS	113,119.03	0.00	912.53	0.00	0.00	114,031.56	0.00	114,031.56
200	STUDENT MANAGED ACTIVITY	147,532.99	315.18	315.18	215.75	563.00	147,285.17	95,551.47	51,733.70
300	DISTRICT MANAGED ACTIVITY	83,317.11	66,745.65	88,659.76	34,963.46	86,555.25	85,421.62	98,348.64	(12,927.02)
401	AUXILIARY SERVICES	89,080.87	70,922.60	70,938.59	67,453.12	91,220.02	68,799.44	42,816.03	25,983.41
451	DATA COMMUNICATION FUND	0.00	0.00	0.00	0.00	0.00	0.00	0.00	0.00
467	STUDENT WELLNESS AND SUCCESS FUND	144,195.09	0.00	0.00	11,370.27	22,826.28	121,368.81	1,200.00	120,168.81
499	MISCELLANEOUS STATE GRANT FUND	7,523.29	2,022.68	30,095.36	5,502.36	9,083.97	28,534.68	14,062.28	14,472.40
507	ELEMENTARY AND SECONDARY SCHOOL EMERGENCY RELIEF FUND	(99,059.96)	0.00	99,059.96	0.00	0.00	0.00	0.00	0.00
510	CORONA VIRUS RELIEF FUND	(2,575.39)	0.00	2,575.39	0.00	0.00	0.00	0.00	0.00
516	IDEA PART B GRANTS	(46,319.46)	62,024.77	132,855.97	60,599.85	122,625.94	(36,089.43)	37,729.15	(73,818.58)
551	LIMITED ENGLISH PROFICIENCY	0.00	0.00	0.00	0.00	0.00	0.00	0.00	0.00
572	TITLE I DISADVANTAGED CHILDREN	(14,524.59)	0.00	14,524.59	18,535.12	37,070.24	(37,070.24)	4,223.08	(41,293.32)
587	IDEA PRESCHOOL-HANDICAPPED	(309.00)	69.00	378.00	0.00	69.00	0.00	148.57	(148.57)
590	IMPROVING TEACHER QUALITY	(1,870.92)	0.00	1,870.92	3,868.77	3,356.67	(3,356.67)	9,216.33	(12,573.00)
599	MISCELLANEOUS FED. GRANT FUND	(250.44)	0.00	0.00	(125.22)	(250.44)	0.00	0.00	0.00
<b>Grand Total</b>		<b>\$48,070,410.34</b>	<b>\$3,012,852.74</b>	<b>\$24,018,271.84</b>	<b>\$8,203,198.97</b>	<b>\$15,235,032.18</b>	<b>\$56,853,650.00</b>	<b>\$32,824,382.66</b>	<b>\$24,029,267.34</b>

## Big Walnut Local Schools Disbursement Report

Check #	Check Type	Vendor #	Primary Name	Date	Amount	Reconcile Date	Status	Void Date	Type
0	Electronic			8/13/2021	\$ 4,500.00	8/30/2021	RECONCILED		PAYROLL
0	Electronic			8/13/2021	1,053,983.95	8/30/2021	RECONCILED		PAYROLL
0	Electronic	900001	PNC Bank - Visa	8/19/2021	18,307.20	8/30/2021	RECONCILED		ACCOUNTS_PAYA BLE
0	Electronic			8/30/2021	1,111,601.86	8/30/2021	RECONCILED		PAYROLL
0	Electronic	900800	Delta Dental Plan of Ohio, Inc	8/30/2021	13,550.31	8/30/2021	RECONCILED		ACCOUNTS_PAYA BLE
0	Electronic	900600	United Health Care Insurance	8/30/2021	644,403.74	8/30/2021	RECONCILED		ACCOUNTS_PAYA BLE
0	Electronic	900500	Payroll Account	8/30/2021	32,772.16	8/30/2021	RECONCILED		ACCOUNTS_PAYA BLE
0	Electronic	910000	STATE TEACHERS	8/31/2021	139,045.29		OUTSTANDING		ACCOUNTS_PAYA BLE
0	Electronic	920000	SCHOOL EMPLOYEES	8/31/2021	54,991.87		OUTSTANDING		ACCOUNTS_PAYA BLE
0	Electronic	900025	Dearborn Life Insurance Co	8/31/2021	1,612.53		OUTSTANDING		ACCOUNTS_PAYA BLE
0	Electronic	900500	Payroll Account	8/31/2021	32,743.38		OUTSTANDING		ACCOUNTS_PAYA BLE
0	Electronic	910000	STATE TEACHERS	8/31/2021	113,012.71		OUTSTANDING		ACCOUNTS_PAYA BLE
0	Electronic	920000	SCHOOL EMPLOYEES	8/31/2021	35,156.13		OUTSTANDING		ACCOUNTS_PAYA BLE
125088	Check	122	Lieurance, Margaret A	8/6/2021	161.40	8/31/2021	RECONCILED		ACCOUNTS_PAYA BLE
125089	Check	313	Loeb Electric - Columbus	8/6/2021	475.08	8/31/2021	RECONCILED		ACCOUNTS_PAYA BLE
125090	Check	703	Pepsi Cola Bottling Co	8/6/2021	51.30	8/31/2021	RECONCILED		ACCOUNTS_PAYA BLE
125091	Check	737	School Health Corporation	8/6/2021	57.39	8/31/2021	RECONCILED		ACCOUNTS_PAYA BLE
125092	Check	1046	KE-WA-PA SALES & SERVICE	8/6/2021	11,343.51	8/31/2021	RECONCILED		ACCOUNTS_PAYA BLE
125093	Check	1064	Multi Ventures Limited	8/6/2021	26,400.00	8/31/2021	RECONCILED		ACCOUNTS_PAYA BLE
125094	Check	1115	Del-Co Water Co.	8/6/2021	4,729.04	8/31/2021	RECONCILED		ACCOUNTS_PAYA BLE
125095	Check	1536	Transportation Accessories Co	8/6/2021	650.00	8/31/2021	RECONCILED		ACCOUNTS_PAYA BLE
125096	Check	1557	TruckPro, LLC	8/6/2021	1,166.18	8/31/2021	RECONCILED		ACCOUNTS_PAYA BLE
125097	Check	2504	American Electric	8/6/2021	24,485.82	8/31/2021	RECONCILED		ACCOUNTS_PAYA BLE
125098	Check	3316	Saddleback Educational Inc	8/6/2021	80.86	8/31/2021	RECONCILED		ACCOUNTS_PAYA BLE
125099	Check	5237	ESC of Central Ohio	8/6/2021	5,622.24	8/31/2021	RECONCILED		ACCOUNTS_PAYA BLE
125100	Check	5534	META - Marion Office	8/6/2021	4,076.04	8/31/2021	RECONCILED		ACCOUNTS_PAYA BLE



## Big Walnut Local Schools Disbursement Report

Check #	Check Type	Vendor #	Primary Name	Date	Amount	Reconcile Date	Status	Void Date	Type
125101	Check	5725	BRICKER & ECKLER LLP	8/6/2021	\$ 2,628.00	8/31/2021	RECONCILED		ACCOUNTS_PAYA BLE
125102	Check	5830	Lakeshore Learning Materials	8/6/2021	287.60	8/31/2021	RECONCILED		ACCOUNTS_PAYA BLE
125103	Check	5831	STERLING PAPER COMPANY	8/6/2021	12,997.17	8/31/2021	RECONCILED		ACCOUNTS_PAYA BLE
125104	Check	6335	Verizon Wireless	8/6/2021	372.09	8/31/2021	RECONCILED		ACCOUNTS_PAYA BLE
125105	Check	6457	Delaware County Sheriff's Offc	8/6/2021	4,971.58	8/31/2021	RECONCILED		ACCOUNTS_PAYA BLE
125106	Check	7834	MT. VERNON HIGH SCHOOL	8/6/2021	150.00	8/31/2021	RECONCILED		ACCOUNTS_PAYA BLE
125107	Check	9111	Pyrinex, Inc.	8/6/2021	44,800.00	8/31/2021	RECONCILED		ACCOUNTS_PAYA BLE
125108	Check	17609	Ohio Capital Conference - MS	8/6/2021	150.00		OUTSTANDING		ACCOUNTS_PAYA BLE
125109	Check	70722	Riddell All American	8/6/2021	10,250.32	8/31/2021	RECONCILED		ACCOUNTS_PAYA BLE
125110	Check	722174	Renaissance Learning, Inc.	8/6/2021	64,485.56	8/31/2021	RECONCILED		ACCOUNTS_PAYA BLE
125111	Check	723780	Direct Energy Business, LLC	8/6/2021	1,122.10	8/31/2021	RECONCILED		ACCOUNTS_PAYA BLE
125112	Check	790247	PICKERINGTON CENTRAL H.S.	8/6/2021	250.00	8/31/2021	RECONCILED		ACCOUNTS_PAYA BLE
125113	Check	790326	Friends Office	8/6/2021	305.07	8/31/2021	RECONCILED		ACCOUNTS_PAYA BLE
125114	Check	791495	Professional Speech Services	8/6/2021	500.00	8/31/2021	RECONCILED		ACCOUNTS_PAYA BLE
125115	Check	791599	Jostens, Inc.	8/6/2021	1,429.16	8/31/2021	RECONCILED		ACCOUNTS_PAYA BLE
125116	Check	792107	Great America Leasing Corp	8/6/2021	513.96	8/31/2021	RECONCILED		ACCOUNTS_PAYA BLE
125117	Check	792393	State Security, LLC	8/6/2021	522.50	8/31/2021	RECONCILED		ACCOUNTS_PAYA BLE
125118	Check	792468	Healthcare Billing Services	8/6/2021	362.42	8/31/2021	RECONCILED		ACCOUNTS_PAYA BLE
125119	Check	792834	Graven, Katherine	8/6/2021	20.00	8/31/2021	RECONCILED		ACCOUNTS_PAYA BLE
125120	Check	793024	McGraw-Hill Education, Inc.	8/6/2021	3,852.84	8/31/2021	RECONCILED		ACCOUNTS_PAYA BLE
125121	Check	793376	Sherwin-Williams Store #1383	8/6/2021	646.22	8/31/2021	RECONCILED		ACCOUNTS_PAYA BLE
125122	Check	793396	Crisis Prevention Institute,	8/6/2021	2,980.68	8/31/2021	RECONCILED		ACCOUNTS_PAYA BLE
125123	Check	793465	Unifirst Corporation	8/6/2021	104.24	8/31/2021	RECONCILED		ACCOUNTS_PAYA BLE
125124	Check	793618	Dickson, Travis	8/6/2021	20.00	8/31/2021	RECONCILED		ACCOUNTS_PAYA BLE
125125	Check	793738	Washington Auto	8/6/2021	137.83	8/31/2021	RECONCILED		ACCOUNTS_PAYA BLE

## Big Walnut Local Schools Disbursement Report

Check #	Check Type	Vendor #	Primary Name	Date	Amount	Reconcile Date	Status	Void Date	Type
125126	Check	793906	Parts Inc. Valley Tire Company	8/6/2021	\$ 2,700.00	8/31/2021	RECONCILED		BLE ACCOUNTS_PAYA
125127	Check	794534	Consolidated Electrical	8/6/2021	526.04	8/31/2021	RECONCILED		BLE ACCOUNTS_PAYA
125128	Check	794540	Rainbow Resource Center, Inc.	8/6/2021	375.24	8/31/2021	RECONCILED		BLE ACCOUNTS_PAYA
125129	Check	794548	Granville High School	8/6/2021	255.00	8/31/2021	RECONCILED		BLE ACCOUNTS_PAYA
125130	Check	794556	Boundless Behavioral HealthInc	8/6/2021	5,240.00	8/31/2021	RECONCILED		BLE ACCOUNTS_PAYA
125131	Check	794587	The College Board	8/6/2021	18,014.00	8/31/2021	RECONCILED		BLE ACCOUNTS_PAYA
125132	Check	795084	PowerSchool Group, LLC	8/6/2021	500.00	8/31/2021	RECONCILED		BLE ACCOUNTS_PAYA
125133	Check	795116	R & R Services Plus LLC	8/6/2021	450.00	8/31/2021	RECONCILED		BLE ACCOUNTS_PAYA
125134	Check	795140	Division 7 Roofing	8/6/2021	390.00	8/31/2021	RECONCILED		BLE ACCOUNTS_PAYA
125135	Check	795302	MIIND Research Institute	8/6/2021	23,296.00	8/31/2021	RECONCILED		BLE ACCOUNTS_PAYA
125136	Check	795367	Columbus Council on World	8/6/2021	5,000.00	8/31/2021	RECONCILED		BLE ACCOUNTS_PAYA
125137	Check	795449	J & J Enterprises-Westerville	8/6/2021	42.34	8/31/2021	RECONCILED		BLE ACCOUNTS_PAYA
125138	Check	795517	Molly Hawkins House, Inc.	8/6/2021	4,109.88	8/31/2021	RECONCILED		BLE ACCOUNTS_PAYA
125139	Check	795667	Flourish Integrated Therapy, LLC	8/6/2021	560.00	8/31/2021	RECONCILED		BLE ACCOUNTS_PAYA
125140	Check	795714	Scholastic Library Publishing	8/6/2021	16.24	8/31/2021	RECONCILED		BLE ACCOUNTS_PAYA
125141	Check	795824	Wood, DeAnne	8/6/2021	155.94	8/31/2021	RECONCILED		BLE ACCOUNTS_PAYA
125142	Check	991534	CharacterStrong, LLC	8/6/2021	499.00	8/31/2021	RECONCILED		BLE ACCOUNTS_PAYA
125143	Check	991557	United Service Organization	8/6/2021	215.75		OUTSTANDING		BLE ACCOUNTS_PAYA
125144	Check	991641	HSTRY LTD.	8/6/2021	297.00	8/31/2021	RECONCILED		BLE ACCOUNTS_PAYA
125145	Check	991671	Seneca East Local Schools	8/6/2021	150.00		OUTSTANDING		BLE ACCOUNTS_PAYA
125146	Check	991675	Coletta, Ryan	8/6/2021	110.00	8/31/2021	RECONCILED		BLE ACCOUNTS_PAYA
125147	Check	991676	Glissman, Gordon Thomas	8/6/2021	20.00	8/31/2021	RECONCILED		BLE ACCOUNTS_PAYA
125148	Check	991677	Day, Jessica Erin	8/6/2021	85.00	8/31/2021	RECONCILED		BLE ACCOUNTS_PAYA
125149	Check	794447	Klamfoth, Linda	8/12/2021	348.00	8/31/2021	RECONCILED		BLE ACCOUNTS_PAYA

## Big Walnut Local Schools Disbursement Report

Check #	Check Type	Vendor #	Primary Name	Date	Amount	Reconcile Date	Status	Void Date	Type
125150	Check	703	Pepsi Cola Bottling Co	8/12/2021	\$ 91.20	8/31/2021	RECONCILED		BLE ACCOUNTS_PAYA
125151	Check	737	School Health Corporation	8/12/2021	303.52	8/31/2021	RECONCILED		BLE ACCOUNTS_PAYA
125152	Check	993	MARYSVILLE HIGH SCHOOL	8/12/2021	260.00	8/31/2021	RECONCILED		BLE ACCOUNTS_PAYA
125153	Check	1046	KE-WA-PA SALES & SERVICE	8/12/2021	4,274.95	8/31/2021	RECONCILED		BLE ACCOUNTS_PAYA
125154	Check	1064	Multi Ventures Limited	8/12/2021	6,517.00	8/31/2021	RECONCILED		BLE ACCOUNTS_PAYA
125155	Check	1536	Transportation Accessories Co	8/12/2021	129.20	8/31/2021	RECONCILED		BLE ACCOUNTS_PAYA
125156	Check	1557	TruckPro, LLC	8/12/2021	1,213.40	8/31/2021	RECONCILED		BLE ACCOUNTS_PAYA
125157	Check	2502	VILLAGE OF SUNBURY	8/12/2021	4,722.20	8/31/2021	RECONCILED		BLE ACCOUNTS_PAYA
125158	Check	2504	American Electric	8/12/2021	1,477.96	8/31/2021	RECONCILED		BLE ACCOUNTS_PAYA
125159	Check	3036	NASCO	8/12/2021	43.87	8/31/2021	RECONCILED		BLE ACCOUNTS_PAYA
125160	Check	4396	Shelburne Advertising, Inc.	8/12/2021	504.47	8/31/2021	RECONCILED		BLE ACCOUNTS_PAYA
125161	Check	5264	Ohio Department Of Commerce	8/12/2021	1,152.00	8/31/2021	RECONCILED		BLE ACCOUNTS_PAYA
125162	Check	5503	BASA	8/12/2021	650.00	8/31/2021	RECONCILED		BLE ACCOUNTS_PAYA
125163	Check	5830	Lakeshore Learning Materials	8/12/2021	1,122.73	8/31/2021	RECONCILED		BLE ACCOUNTS_PAYA
125164	Check	5879	Sunbury-Galena Rotary	8/12/2021	170.00	8/31/2021	RECONCILED		BLE ACCOUNTS_PAYA
125165	Check	6330	T-Mobile USA Inc	8/12/2021	600.00		OUTSTANDING		BLE ACCOUNTS_PAYA
125166	Check	7798	Ohio Capital Conference - HS	8/12/2021	2,250.00	8/31/2021	RECONCILED		BLE ACCOUNTS_PAYA
125167	Check	70155	COSCA	8/12/2021	115.00		OUTSTANDING		BLE ACCOUNTS_PAYA
125168	Check	725155	School Pride Ltd.	8/12/2021	568.00	8/31/2021	RECONCILED		BLE ACCOUNTS_PAYA
125169	Check	792106	IVS, Inc.	8/12/2021	9,377.44	8/31/2021	RECONCILED		BLE ACCOUNTS_PAYA
125170	Check	792244	Castiglione, Kim	8/12/2021	23.80	8/31/2021	RECONCILED		BLE ACCOUNTS_PAYA
125171	Check	792393	State Security, LLC	8/12/2021	800.00	8/31/2021	RECONCILED		BLE ACCOUNTS_PAYA
125172	Check	792443	Batteries Plus	8/12/2021	469.31	8/31/2021	RECONCILED		BLE ACCOUNTS_PAYA
125173	Check	792556	Consolidated Electric Coop Inc	8/12/2021	23,274.00	8/31/2021	RECONCILED		BLE ACCOUNTS_PAYA

## Big Walnut Local Schools Disbursement Report

Check #	Check Type	Vendor #	Primary Name	Date	Amount	Reconcile Date	Status	Void Date	Type
125174	Check	792576	Hamrick Fire Systems LLC	8/12/2021	\$ 950.00	8/31/2021	RECONCILED		ACCOUNTS_PAYA BLE
125175	Check	792577	Fire and Safety Services LLC	8/12/2021	1,486.00	8/31/2021	RECONCILED		ACCOUNTS_PAYA BLE
125176	Check	792640	Beem's BP Distributing, Inc.	8/12/2021	1,183.49	8/31/2021	RECONCILED		ACCOUNTS_PAYA BLE
125177	Check	793193	City Electric Supply Company	8/12/2021	32.43	8/31/2021	RECONCILED		ACCOUNTS_PAYA BLE
125178	Check	793465	Unifirst Corporation	8/12/2021	49.12	8/31/2021	RECONCILED		ACCOUNTS_PAYA BLE
125179	Check	793738	Washington Auto Parts Inc.	8/12/2021	17.78	8/31/2021	RECONCILED		ACCOUNTS_PAYA BLE
125180	Check	794418	Gahanna Lincoln High School	8/12/2021	285.00	8/31/2021	RECONCILED		ACCOUNTS_PAYA BLE
125181	Check	794891	Educreations, Inc.	8/12/2021	99.00	8/31/2021	RECONCILED		ACCOUNTS_PAYA BLE
125182	Check	795072	E. G. Systems, LLC	8/12/2021	950.00	8/31/2021	RECONCILED		ACCOUNTS_PAYA BLE
125183	Check	795247	Ready Field Solutions LLC	8/12/2021	11,464.80	8/31/2021	RECONCILED		ACCOUNTS_PAYA BLE
125184	Check	795332	Wimbish, Thomas	8/12/2021	45.30	8/31/2021	RECONCILED		ACCOUNTS_PAYA BLE
125185	Check	795494	Voorhis Slone Welsh Crossland	8/12/2021	64,962.00	8/31/2021	RECONCILED		ACCOUNTS_PAYA BLE
125186	Check	795595	Central District Girls Golf	8/12/2021	510.00		VOID	8/20/2021	ACCOUNTS_PAYA BLE
125187	Check	795615	Trane U.S. Inc.	8/12/2021	105,049.80	8/31/2021	RECONCILED		ACCOUNTS_PAYA BLE
125188	Check	795712	Hard Eight LLC	8/12/2021	5,560.00	8/31/2021	RECONCILED		ACCOUNTS_PAYA BLE
125189	Check	795866	Mount Vernon Nazarene	8/12/2021	175.00	8/31/2021	RECONCILED		ACCOUNTS_PAYA BLE
125190	Check	991538	TP Mechanical Contractors, Inc.	8/12/2021	2,990.00	8/31/2021	RECONCILED		ACCOUNTS_PAYA BLE
125191	Check	991668	Noregon Systems, Inc.	8/12/2021	4,059.60	8/31/2021	RECONCILED		ACCOUNTS_PAYA BLE
125192	Check	5503	BASA	8/13/2021	2,524.38	8/31/2021	RECONCILED		ACCOUNTS_PAYA BLE
125193	Check	792344	Learning A-Z	8/13/2021	472.00	8/31/2021	RECONCILED		ACCOUNTS_PAYA BLE
125194	Check	793448	Lexia Learning Systems, Inc.	8/13/2021	41,130.00	8/31/2021	RECONCILED		ACCOUNTS_PAYA BLE
125195	Check	991658	Chardon Laboratories, Inc.	8/13/2021	665.00	8/31/2021	RECONCILED		ACCOUNTS_PAYA BLE
125196	Check	300	Discount School Supply	8/19/2021	361.86	8/31/2021	RECONCILED		ACCOUNTS_PAYA BLE
125197	Check	737	School Health Corporation	8/19/2021	114.61	8/31/2021	RECONCILED		ACCOUNTS_PAYA BLE
125198	Check	3036	NASCO	8/19/2021	568.96	8/31/2021	RECONCILED		ACCOUNTS_PAYA BLE

## Big Walnut Local Schools Disbursement Report

Check #	Check Type	Vendor #	Primary Name	Date	Amount	Reconcile Date	Status	Void Date	Type
125199	Check	5831	STERLING PAPER COMPANY	8/19/2021	\$ 3,648.20	8/31/2021	RECONCILED		ACCOUNTS_PAYA BLE
125200	Check	7798	Ohio Capital Conference - HS	8/19/2021	985.00	8/31/2021	RECONCILED		ACCOUNTS_PAYA BLE
125201	Check	7834	MT. VERNON HIGH SCHOOL	8/19/2021	200.00	8/31/2021	RECONCILED		ACCOUNTS_PAYA BLE
125202	Check	711046	Rochester 100 Inc.	8/19/2021	300.00	8/31/2021	RECONCILED		ACCOUNTS_PAYA BLE
125203	Check	711120	Horman, Jennifer	8/19/2021	40.00		OUTSTANDING		ACCOUNTS_PAYA BLE
125204	Check	789693	Shelton, Brian	8/19/2021	22.18	8/31/2021	RECONCILED		ACCOUNTS_PAYA BLE
125205	Check	789991	J C Manny Logo Apparel Co. LLC	8/19/2021	3,410.96	8/31/2021	RECONCILED		ACCOUNTS_PAYA BLE
125206	Check	790326	Friends Office	8/19/2021	2,768.98	8/31/2021	RECONCILED		ACCOUNTS_PAYA BLE
125207	Check	792556	Consolidated Electric Coop Inc	8/19/2021	900.00	8/31/2021	RECONCILED		ACCOUNTS_PAYA BLE
125208	Check	793002	Ace Hardware	8/19/2021	9.99	8/31/2021	RECONCILED		ACCOUNTS_PAYA BLE
125209	Check	793649	Franklin Computer Srvs Group	8/19/2021	7,044.00	8/31/2021	RECONCILED		ACCOUNTS_PAYA BLE
125210	Check	793870	OAPSA	8/19/2021	125.00		OUTSTANDING		ACCOUNTS_PAYA BLE
125211	Check	794925	Achieve3000, Inc.	8/19/2021	2,730.00	8/31/2021	RECONCILED		ACCOUNTS_PAYA BLE
125212	Check	794965	Bloom-Carroll High School	8/19/2021	200.00	8/31/2021	RECONCILED		ACCOUNTS_PAYA BLE
125213	Check	795283	PaySchools	8/19/2021	78.70	8/31/2021	RECONCILED		ACCOUNTS_PAYA BLE
125214	Check	795436	PM Graphics Inc.	8/19/2021	1,523.55	8/31/2021	RECONCILED		ACCOUNTS_PAYA BLE
125215	Check	795557	AIR Training Solutions	8/19/2021	759.00	8/31/2021	RECONCILED		ACCOUNTS_PAYA BLE
125216	Check	795558	Language Line Services, Inc.	8/19/2021	119.45	8/31/2021	RECONCILED		ACCOUNTS_PAYA BLE
125217	Check	991617	Spring, Erin Kathleen	8/19/2021	300.00	8/31/2021	RECONCILED		ACCOUNTS_PAYA BLE
125218	Check	991624	Haugland, LaMarche, and Ramage, LLC	8/19/2021	2,850.00	8/31/2021	RECONCILED		ACCOUNTS_PAYA BLE
125219	Check	991680	Starrett, Elise	8/19/2021	155.00	8/31/2021	RECONCILED		ACCOUNTS_PAYA BLE
125220	Check	795595	Central District Girls Golf	8/20/2021	510.00	8/31/2021	RECONCILED		ACCOUNTS_PAYA BLE
125221	Check	794234	Kreager, Stephanie	8/20/2021	500.00	8/31/2021	RECONCILED		ACCOUNTS_PAYA BLE
125222	Check	822	Watkins Memorial High School	8/26/2021	50.00		OUTSTANDING		ACCOUNTS_PAYA BLE

## Big Walnut Local Schools Disbursement Report

Check #	Check Type	Vendor #	Primary Name	Date	Amount	Reconcile Date	Status	Void Date	Type
125223	Check	2503	Columbia Gas Of Ohio	8/26/2021	\$ 39.36		OUTSTANDING		ACCOUNTS_PAYA BLE
125224	Check	2504	American Electric	8/26/2021	2,816.74		OUTSTANDING		ACCOUNTS_PAYA BLE
125225	Check	3036	NASCO	8/26/2021	407.49	8/31/2021	RECONCILED		ACCOUNTS_PAYA BLE
125226	Check	4290	School Specialty, Inc.	8/26/2021	3,026.83	8/31/2021	RECONCILED		ACCOUNTS_PAYA BLE
125227	Check	5534	META - Marion Office	8/26/2021	11,266.50		OUTSTANDING		ACCOUNTS_PAYA BLE
125228	Check	5725	BRICKER & ECKLER LLP	8/26/2021	5,363.68	8/31/2021	RECONCILED		ACCOUNTS_PAYA BLE
125229	Check	5831	STERLING PAPER COMPANY	8/26/2021	257.22	8/31/2021	RECONCILED		ACCOUNTS_PAYA BLE
125230	Check	5836	TIME FOR KIDS	8/26/2021	445.50		OUTSTANDING		ACCOUNTS_PAYA BLE
125231	Check	6466	Continental Press, Inc.	8/26/2021	358.68	8/31/2021	RECONCILED		ACCOUNTS_PAYA BLE
125232	Check	6471	Cardinal Bus Sales &	8/26/2021	378.38	8/31/2021	RECONCILED		ACCOUNTS_PAYA BLE
125233	Check	8001	Music In Motion	8/26/2021	89.85	8/31/2021	RECONCILED		ACCOUNTS_PAYA BLE
125234	Check	70203	Music & Arts Center	8/26/2021	130.00	8/31/2021	RECONCILED		ACCOUNTS_PAYA BLE
125235	Check	711046	Rochester 100 Inc.	8/26/2021	680.00	8/31/2021	RECONCILED		ACCOUNTS_PAYA BLE
125236	Check	711929	Treetop Publishing	8/26/2021	1,668.98	8/31/2021	RECONCILED		ACCOUNTS_PAYA BLE
125237	Check	721013	Academic Therapy Publications	8/26/2021	289.30		OUTSTANDING		ACCOUNTS_PAYA BLE
125238	Check	721026	OAFP/MCOECN	8/26/2021	50.00		OUTSTANDING		ACCOUNTS_PAYA BLE
125239	Check	725009	EPS-School Speciality Literacy	8/26/2021	58.06	8/31/2021	RECONCILED		ACCOUNTS_PAYA BLE
125240	Check	789683	Hay, Melissa	8/26/2021	95.00	8/31/2021	RECONCILED		ACCOUNTS_PAYA BLE
125241	Check	790101	MEAD, MARK	8/26/2021	114.00	8/31/2021	RECONCILED		ACCOUNTS_PAYA BLE
125242	Check	790326	Friends Office	8/26/2021	7,769.52	8/31/2021	RECONCILED		ACCOUNTS_PAYA BLE
125243	Check	790415	Music K-8 MarketPlace	8/26/2021	126.14		OUTSTANDING		ACCOUNTS_PAYA BLE
125244	Check	790734	Easton Telecom Services, LLC	8/26/2021	1,246.55		OUTSTANDING		ACCOUNTS_PAYA BLE
125245	Check	791262	Blick Art Materials	8/26/2021	3,521.36	8/31/2021	RECONCILED		ACCOUNTS_PAYA BLE
125246	Check	791343	Lee, Tamera	8/26/2021	75.00		OUTSTANDING		ACCOUNTS_PAYA BLE
125247	Check	791495	Professional Speech Services	8/26/2021	247.50	8/31/2021	RECONCILED		ACCOUNTS_PAYA BLE

## Big Walnut Local Schools Disbursement Report

Check #	Check Type	Vendor #	Primary Name	Date	Amount	Reconcile Date	Status	Void Date	Type
125248	Check	791693	Ohio BCI & I	8/26/2021	\$ 1,726.25		OUTSTANDING		ACCOUNTS_PAYA BLE
125249	Check	792223	Neola, Inc.	8/26/2021	750.00	8/31/2021	RECONCILED		ACCOUNTS_PAYA BLE
125250	Check	793012	Smith - Feike - Minton, Inc.	8/26/2021	375.00	8/31/2021	RECONCILED		ACCOUNTS_PAYA BLE
125251	Check	793024	McGraw-Hill Education, Inc.	8/26/2021	3,645.00	8/31/2021	RECONCILED		ACCOUNTS_PAYA BLE
125252	Check	793083	BrainPop, LLC	8/26/2021	12,195.00	8/31/2021	RECONCILED		ACCOUNTS_PAYA BLE
125253	Check	793117	Meacham, Christopher Allen	8/26/2021	266.00	8/31/2021	RECONCILED		ACCOUNTS_PAYA BLE
125254	Check	793435	Houghton Mifflin Harcourt	8/26/2021	493.00	8/31/2021	RECONCILED		ACCOUNTS_PAYA BLE
125255	Check	793824	DWA Recreation, Inc. - DBA:GameTime	8/26/2021	4,486.70	8/31/2021	RECONCILED		ACCOUNTS_PAYA BLE
125256	Check	793955	Franklin Art Glass Studios Inc	8/26/2021	1,505.17		OUTSTANDING		ACCOUNTS_PAYA BLE
125257	Check	794056	IXL Incorporated	8/26/2021	299.00	8/31/2021	RECONCILED		ACCOUNTS_PAYA BLE
125258	Check	794805	Triad Architects, Ltd.	8/26/2021	5,989.20	8/31/2021	RECONCILED		ACCOUNTS_PAYA BLE
125259	Check	795181	Time Warner/Spectrum Enterpris	8/26/2021	568.28	8/31/2021	RECONCILED		ACCOUNTS_PAYA BLE
125260	Check	795284	Stiles, Lisa	8/26/2021	34.16	8/31/2021	RECONCILED		ACCOUNTS_PAYA BLE
125261	Check	795298	Big Walnut Apparel	8/26/2021	983.40	8/31/2021	RECONCILED		ACCOUNTS_PAYA BLE
125262	Check	795310	WeVideo, Inc.	8/26/2021	887.00	8/31/2021	RECONCILED		ACCOUNTS_PAYA BLE
125263	Check	795317	Mahle, Heather	8/26/2021	100.00	8/31/2021	RECONCILED		ACCOUNTS_PAYA BLE
125264	Check	795339	Whiteside, Justin	8/26/2021	114.00	8/31/2021	RECONCILED		ACCOUNTS_PAYA BLE
125265	Check	795553	Background InvestigationBureau	8/26/2021	168.00	8/31/2021	RECONCILED		ACCOUNTS_PAYA BLE
125266	Check	795685	US Bank National Association	8/26/2021	5,930.62		VOID	8/26/2021	ACCOUNTS_PAYA BLE
125267	Check	795866	Mount Vernon Nazarene	8/26/2021	100.00		OUTSTANDING		ACCOUNTS_PAYA BLE
125268	Check	795905	CRH OHIO LTD	8/26/2021	35.97		OUTSTANDING		ACCOUNTS_PAYA BLE
125269	Check	991476	ACT, Inc.	8/26/2021	2,980.25	8/31/2021	RECONCILED		ACCOUNTS_PAYA BLE
125270	Check	991477	Gateway Education Holdings, LLC	8/26/2021	1,515.77	8/31/2021	RECONCILED		ACCOUNTS_PAYA BLE

## Big Walnut Local Schools Disbursement Report

Check #	Check Type	Vendor #	Primary Name	Date	Amount	Reconcile Date	Status	Void Date	Type
125271	Check	991501	Table Rock Golf Club, LLC	8/26/2021	\$ 2,169.82	8/31/2021	RECONCILED		ACCOUNTS_PAYA BLE
125272	Check	991615	Smith, Christopher L.	8/26/2021	114.00	8/31/2021	RECONCILED		ACCOUNTS_PAYA BLE
125273	Check	991675	Coletta, Ryan	8/26/2021	45.00	8/31/2021	RECONCILED		ACCOUNTS_PAYA BLE
125274	Check	991678	95 Percent Group Inc.	8/26/2021	1,233.20		OUTSTANDING		ACCOUNTS_PAYA BLE
125275	Check	5237	ESC of Central Ohio	8/26/2021	819.00	8/31/2021	RECONCILED		ACCOUNTS_PAYA BLE
125276	Check	795685	US Bank National Association	8/26/2021	5,111.62		OUTSTANDING		ACCOUNTS_PAYA BLE
125277	Check	991424	Saliba, Carli	8/30/2021	200.00		OUTSTANDING		REFUND
125278	Check	991684	Shrewsbury, Kurt	8/30/2021	200.00		OUTSTANDING		REFUND
125279	Check	991685	Susi, Cheryl	8/30/2021	65.00		OUTSTANDING		REFUND
125280	Check	991686	Couser, Nicole	8/30/2021	110.00		OUTSTANDING		REFUND
125281	Check	991687	Bove, Amy	8/30/2021	39.90		OUTSTANDING		REFUND
125282	Check	795555	Gilbane Building Company	8/30/2021	3,669,259.14	8/31/2021	RECONCILED		ACCOUNTS_PAYA BLE
125283	Check	177	Scholastic Magazines	8/31/2021	490.88		OUTSTANDING		ACCOUNTS_PAYA BLE
125284	Check	822	Watkins Memorial High School	8/31/2021	250.00		OUTSTANDING		ACCOUNTS_PAYA BLE
125285	Check	1064	Multi Ventures Limited	8/31/2021	25,546.00		OUTSTANDING		ACCOUNTS_PAYA BLE
125286	Check	1115	Del-Co Water Co.	8/31/2021	231.00		OUTSTANDING		ACCOUNTS_PAYA BLE
125287	Check	2504	American Electric	8/31/2021	37,101.91		OUTSTANDING		ACCOUNTS_PAYA BLE
125288	Check	3036	NASCO	8/31/2021	59.40		OUTSTANDING		ACCOUNTS_PAYA BLE
125289	Check	3058	Stanton's Sheet Music, Inc.	8/31/2021	352.52		OUTSTANDING		ACCOUNTS_PAYA BLE
125290	Check	3231	FLINN SCIENTIFIC, INC.	8/31/2021	1,914.33		OUTSTANDING		ACCOUNTS_PAYA BLE
125291	Check	5831	STERLING PAPER COMPANY	8/31/2021	3,414.00		OUTSTANDING		ACCOUNTS_PAYA BLE
125292	Check	8001	Music In Motion	8/31/2021	261.80		OUTSTANDING		ACCOUNTS_PAYA BLE
125293	Check	8756	Columbus Clay Company	8/31/2021	680.00		OUTSTANDING		ACCOUNTS_PAYA BLE
125294	Check	8898	Office Depot Dept #34063345	8/31/2021	255.87		OUTSTANDING		ACCOUNTS_PAYA BLE
125295	Check	70722	Riddell All American	8/31/2021	963.55		OUTSTANDING		ACCOUNTS_PAYA BLE
125296	Check	70914	MEDCO Sports Medicine	8/31/2021	1,550.83		OUTSTANDING		ACCOUNTS_PAYA BLE
125297	Check	723780	Direct Energy Business, LLC	8/31/2021	1,624.19		OUTSTANDING		ACCOUNTS_PAYA BLE



## Big Walnut Local Schools Disbursement Report

Check #	Check Type	Vendor #	Primary Name	Date	Amount	Reconcile Date	Status	Void Date	Type
125298	Check	723802	E A I Education	8/31/2021	\$ 155.44		OUTSTANDING		ACCOUNTS_PAYA BLE
125299	Check	790326	Friends Office	8/31/2021	1,191.00		OUTSTANDING		ACCOUNTS_PAYA BLE
125300	Check	791766	Ohio Educational Data Systems	8/31/2021	250.00		OUTSTANDING		ACCOUNTS_PAYA BLE
125301	Check	792107	Great America Leasing Corp	8/31/2021	474.64		OUTSTANDING		ACCOUNTS_PAYA BLE
125302	Check	792393	State Security, LLC	8/31/2021	5,452.00		OUTSTANDING		ACCOUNTS_PAYA BLE
125303	Check	793002	Ace Hardware	8/31/2021	39.54		OUTSTANDING		ACCOUNTS_PAYA BLE
125304	Check	793012	Smith - Feike - Minton, Inc.	8/31/2021	225.00		OUTSTANDING		ACCOUNTS_PAYA BLE
125305	Check	793117	Meacham, Christopher Allen	8/31/2021	190.00		OUTSTANDING		ACCOUNTS_PAYA BLE
125306	Check	793435	Houghton Mifflin Harcourt	8/31/2021	1,541.64		OUTSTANDING		ACCOUNTS_PAYA BLE
125307	Check	793649	Franklin Computer Svcs Group	8/31/2021	43,104.00		OUTSTANDING		ACCOUNTS_PAYA BLE
125308	Check	794153	Frame, Joshua	8/31/2021	104.94		OUTSTANDING		ACCOUNTS_PAYA BLE
125309	Check	794202	Worthington Christian Schools,	8/31/2021	200.00		OUTSTANDING		ACCOUNTS_PAYA BLE
125310	Check	794478	Studies Weekly, Inc.	8/31/2021	483.75		OUTSTANDING		ACCOUNTS_PAYA BLE
125311	Check	794698	The Bowling Club at Ohio State	8/31/2021	220.00		OUTSTANDING		ACCOUNTS_PAYA BLE
125312	Check	794820	McMaster-Carr Supply Company	8/31/2021	199.15		OUTSTANDING		ACCOUNTS_PAYA BLE
125313	Check	794976	Dempsey Middle School	8/31/2021	270.00		OUTSTANDING		ACCOUNTS_PAYA BLE
125314	Check	795079	Amplified IT LLC	8/31/2021	1,800.00		OUTSTANDING		ACCOUNTS_PAYA BLE
125315	Check	795140	Division 7 Roofing	8/31/2021	449.00		OUTSTANDING		ACCOUNTS_PAYA BLE
125316	Check	795298	Big Walnut Apparel	8/31/2021	3,283.45		OUTSTANDING		ACCOUNTS_PAYA BLE
125317	Check	795332	Wimbish, Thomas	8/31/2021	25.00		OUTSTANDING		ACCOUNTS_PAYA BLE
125318	Check	795339	Whiteside, Justin	8/31/2021	313.50		OUTSTANDING		ACCOUNTS_PAYA BLE
125319	Check	795449	J & J Enterprises- Westerville	8/31/2021	72.52		OUTSTANDING		ACCOUNTS_PAYA BLE
125320	Check	795493	Snyder, David	8/31/2021	135.00		OUTSTANDING		ACCOUNTS_PAYA BLE
125321	Check	795502	VEX Robotics, Inc.	8/31/2021	1,870.87		OUTSTANDING		ACCOUNTS_PAYA BLE
125322	Check	795545	Buckeye Paving	8/31/2021	46,434.00		OUTSTANDING		ACCOUNTS_PAYA BLE

## Big Walnut Local Schools Disbursement Report

Check #	Check Type	Vendor #	Primary Name	Date	Amount	Reconcile Date	Status	Void Date	Type
125323	Check	795597	Company Clover Valley Golf Club	8/31/2021	\$ 360.00		OUTSTANDING		BLE ACCOUNTS_PAYA BLE
125324	Check	991478	Holden II, George S.	8/31/2021	171.00		OUTSTANDING		ACCOUNTS_PAYA BLE
125325	Check	991538	TP Mechanical Contractors, Inc.	8/31/2021	2,990.00		OUTSTANDING		ACCOUNTS_PAYA BLE
125326	Check	991615	Smith, Christopher L.	8/31/2021	304.00		OUTSTANDING		ACCOUNTS_PAYA BLE
125327	Check	991683	Hedrick, Andrew	8/31/2021	95.00		OUTSTANDING		ACCOUNTS_PAYA BLE
<b>Grand Total</b>					<b>\$ 7,839,377.76</b>				



**BIG WALNUT** | **INSPIRE**  
**LOCAL SCHOOLS** | **& GUIDE**

---

COMPARISON OF FISCAL YEAR 2022 YTD  
APPROPRIATIONS WITH FISCAL YTD ACTUAL -  
ALL FUNDS (EXCLUDING GENERAL FUND)

AND

INVESTMENT REPORT FOR ALL FUNDS

---

Comparison of Fiscal Year 2022 YTD Appropriations with Fiscal Year YTD Actual Expenditures - All Funds

	BOE Approved Appropriation	Prior FY Encumbrance	FYTD Expendable	FYTD Expenditures	Current Encumbrances	Unencumbered Balance	Unencumbered Percent
002 - BOND RETIREMENT	9,470,115	-	9,470,115	49,658	9,349,733	70,724	1%
003 - PERMANENT IMPROVEMENT	2,054,202	572,290	2,626,492	303,402	663,198	1,659,892	63%
004 - BUILDING IMPROVEMENT	2,438,050	24,667,734	27,105,784	6,301,270	18,384,517	2,419,997	9%
006 - FOOD SERVICE	1,646,580	500	1,647,080	732,517	291,340	623,224	38%
014 - ROTARY-INTERNAL SERVICES	25,300	19,258	44,558	18,014	25,300	1,244	3%
018 - PUBLIC SCHOOL SUPPORT	106,550	10,037	116,587	12,612	8,106	95,869	82%
019 - OTHER GRANT	7,360	-	7,360	-	1,950	5,411	74%
022 - DISTRICT AGENCY	224,379	13,170	237,549	861	21,685	215,003	91%
070 - CAPITAL PROJECTS	110,000	-	110,000	-	-	110,000	100%
200 - STUDENT MANAGED ACTIVITY	103,945	4,214	108,158	563	95,551	12,044	11%
300 - DISTRICT MANAGED STUDENT ACTIVITY	327,109	4,378	331,487	86,555	98,349	146,583	44%
401 - AUXILIARY SERVICES	285,812	78,549	364,361	91,220	42,816	230,325	63%
451 - DATA COMMUNICATION FUND	12,600	-	12,600	-	-	12,600	100%
467 - STUDENT WELLNESS AND SUCCESS	144,045	150	144,195	22,826	1,200	120,169	83%
499 - MISCELLANEOUS STATE GRANT FUND	32,343	5,511	37,854	9,084	14,062	14,708	0%
507 - ESSER FUND	1,659,425	-	1,659,425	-	-	1,659,425	0%
516 - IDEA PART-B GRANT	1,006,640	10,695	1,017,335	122,626	37,729	856,980	84%
551 LIMITED ENGLISH PROFICIENCY	7,170	-	7,170	-	-	7,170	100%
572 - TITLE I	203,533	4,223	207,756	37,070	4,223	166,463	80%
587 - EARLY CHILDHOOD SPECIAL EDUCATION GRANT	25,625	218	25,843	69	149	25,625	99%
590 - TITLE II-A IMPROVING TEACHER QUALITY	122,851	-	122,851	3,357	9,216	110,278	90%
599 - MISCELLANEOUS FEDERAL GRANTS	34,398	-	34,398	(250)	-	34,649	101%
<b>TOTAL ALL FUNDS</b>	<b>20,048,032</b>	<b>25,390,927</b>	<b>45,438,959</b>	<b>7,791,453</b>	<b>29,049,126</b>	<b>8,598,381</b>	<b>19%</b>

**BIG WALNUT LOCAL SCHOOL DISTRICT  
INVESTMENT PORTFOLIO**

**August 31, 2021**

<u>Institution</u>	<u>Instrument Type</u>	<u>Cost Basis</u>	<u>Purchase Date</u>	<u>Yield Rate</u>	<u>Maturity Date</u>	<u>Days to Maturity</u>	<u>Est. Interest Remaining</u>
<b>INTERIM FUNDS - General Operating Funds</b>							
<i>Fifth Third Securities, Inc. - Investments</i>							
1) MUFG Bank LTD	Commercial Paper	\$2,296,219.06	12/22/2020	0.22%	9/17/2021	17	\$3,780.94
2) State Bk India New York	Certificate of Deposit	\$245,000.00	11/27/2019	1.85%	11/29/2021	90	\$2,284.88
3) Goldman Sachs Bk USA	Certificate of Deposit	\$245,000.00	11/27/2019	1.80%	11/28/2022	454	\$6,669.36
<b>Fifth Third Investment Total Subtotal</b>		<u>\$2,786,219.06</u>					
<i>RedTree Investment Group - Investments</i>							
4) Mizuho Securities	Commercial Paper	\$3,294,555.00	3/4/2021	0.22%	11/29/2021	90	\$5,445.00
5) LVMH Moet	Commercial Paper	\$998,500.00	3/8/2021	0.20%	12/3/2021	94	\$1,500.00
6) Toyota Motor Credit	Commercial Paper	\$449,325.00	3/8/2021	0.20%	12/3/2021	94	\$675.00
7) JP Morgan	Commercial Paper	\$349,452.83	3/16/2021	0.21%	12/9/2021	100	\$547.17
8) Canadian Imp Holdings	Commercial Paper	\$109,854.56	4/22/2021	0.20%	12/16/2021	107	\$145.44
9) LVMH Moet	Commercial Paper	\$384,435.33	3/31/2021	0.20%	12/20/2021	111	\$564.67
10) Federal Farm Credit Bank	U.S. Gov't Agency Note	\$199,933.20	6/25/2020	0.28%	6/22/2022	295	\$520.00
11) Lorain County	Municipal Bond	\$175,000.00	12/30/2020	0.40%	12/1/2022	457	\$1,050.00
12) Bethel Local School District	Municipal Bond	\$217,154.25	7/28/2020	1.11%	11/1/2023	792	\$7,845.75
13) City of Farview Park	Municipal Bond	\$165,000.00	7/1/2021	0.35%	12/1/2023	822	\$1,431.40
14) U.S. Treasury Note	U.S. Treasurer	\$249,658.20	6/30/2021	0.42%	4/15/2024	958	\$2,812.50
15) Federal Home Loan Bank	U.S. Gov't Agency Note	\$150,000.00	6/28/2021	0.40%	6/28/2024	1032	\$1,170.00
16) Federal Home Loan Bank	U.S. Gov't Agency Note	\$260,000.00	8/26/2021	0.54%	8/26/2024	1091	\$2,028.00
<b>Government Debt - Federal Agency Subtotal</b>		<u>\$7,002,868.37</u>					
<i>Cash Accounts</i>							
1) First Commonwealth Bank	Checking - SM	\$126,231.09	8/31/2021	0.10%	9/1/2021	1	\$0.35
2) Federated Govt Obligations Is	Money Market	\$761,833.48	8/31/2021	0.01%	9/1/2021	1	\$0.21
3) First American Obligations Fund	Money Market	\$3,768.60	8/31/2021	0.01%	9/1/2021	1	\$0.00
4) Star Ohio - General	Money Market	\$20,074,705.90	8/31/2021	0.07%	9/1/2021	1	\$38.50
<b>Cash Account Subtotal</b>		<u>\$20,966,539.07</u>					
<b>Total Interim Funds</b>		<u>\$30,755,626.50</u>					
<b>ACTIVE FUNDS - General Operating Funds</b>							
1) First Commonwealth Bank	Checking - General	\$1,976,385.84	8/31/2021	0.02%	9/1/2021	1	\$1.08
2) First Commonwealth Bank	Checking - Payroll	\$263,272.09	8/31/2021	0.00%	9/1/2021	1	\$0.00
<b>Total Active Funds</b>		<u>\$2,239,657.93</u>					
<b>Total Active and Interim Funds - General Operating</b>		<u>\$32,995,284.43</u>		0.14%		56	\$38,510.25

**BIG WALNUT LOCAL SCHOOL DISTRICT  
CONSTRUCTION - INVESTMENT PORTFOLIO  
August 31, 2021**

<u>Institution</u>	<u>Instrument Type</u>	<u>Cost Basis</u>	<u>Purchase Date</u>	<u>Yield Rate</u>	<u>Maturity Date</u>	<u>Days to Maturity</u>	<u>Est. Earnings Remaining</u>
<b>December 2017 - Note/Bond Proceeds</b>							
<u>Commercial Paper</u>							
1) Canadian Imp Holdings	Commercial Paper	\$339,550.45	4/22/2021	0.20%	12/16/2021	107	\$449.55
<u>Money Markets</u>							
2) First American Treasury Obligations Fund	Money Market	\$7,124.32	8/31/2021	0.01%	9/1/2021	1	\$0.00
<b>Money Markets Subtotal</b>		<u>\$7,124.32</u>					
<b>Total December 2017 - Note/Bond Proceeds</b>		<u>\$346,674.77</u>					
<b>July 2018 - Bond Proceeds</b>							
<u>Commercial Paper</u>							
1) ING US CP	Commercial Paper	\$244,632.50	3/19/2021	0.20%	12/14/2021	105	\$367.50
2) Royal Bank of Canada (RBC)	Commercial Paper	\$479,438.93	8/16/2021	0.16%	5/6/2022	248	\$561.07
3) Lloyds Bank	Commercial Paper	\$399,497.56	8/16/2021	0.17%	5/9/2022	251	\$502.44
4) Collateralized CP (JP Morgan)	Commercial Paper	\$719,035.20	8/18/2021	0.18%	5/13/2022	255	\$964.80
<b>Commercial Paper Subtotal</b>		<u>\$1,842,604.19</u>					
5) First American Treasury Obligations Fund	Money Market	\$6,507.83	8/31/2021	0.01%	9/1/2021	1	\$0.00
<b>Subtotal</b>		<u>\$6,507.83</u>					
<b>Total July 2018 - Bond Proceeds</b>		<u>\$1,849,112.02</u>					
<b>May 2019 - Bond Proceeds</b>							
<u>Federal Government Obligations</u>							
1) Federal Farm Credit Bank	U.S. Agency Note	\$1,499,425.50	5/6/2020	0.27%	5/6/2022	248	\$4,324.50
2) Federal Farm Credit Bank	U.S. Agency Note	\$618,822.00	5/18/2020	0.26%	5/18/2022	260	\$2,170.00
3) Federal Farm Credit Bank	U.S. Agency Note	\$1,377,585.00	5/21/2020	0.25%	5/18/2022	260	\$4,623.00
4) Federal Farm Credit Bank	U.S. Agency Note	\$2,499,165.00	6/25/2020	0.28%	6/22/2022	295	\$7,335.00
<b>Federal Government Obligations Subtotal</b>		<u>\$5,994,997.50</u>					
<u>Municipal Bonds</u>							
5) City of Worthington, OH	Municipal Bond	\$337,154.05	9/17/2020	0.23%	9/17/2021	17	\$777.21
<b>Municipal Bonds Subtotal</b>		<u>\$337,154.05</u>					

**BIG WALNUT LOCAL SCHOOL DISTRICT  
CONSTRUCTION - INVESTMENT PORTFOLIO  
August 31, 2021**

<u>Institution</u>	<u>Instrument Type</u>	<u>Cost Basis</u>	<u>Purchase Date</u>	<u>Yield Rate</u>	<u>Maturity Date</u>	<u>Days to Maturity</u>	<u>Est. Earnings Remaining</u>
<b>May 2019 - Bond Proceeds (Continued)</b>							
<i>Certificates of Deposit</i>							
6) AvidBank, CA	Certificate of Deposit	\$248,975.10	5/7/2020	0.71%	11/8/2021	69	\$884.46
<b>Certificate of Deposit Subtotal</b>		<u>\$248,975.10</u>					
<i>Commercial Paper</i>							
7) MUFG Bank	Commercial Paper	\$998,145.83	12/10/2020	0.25%	9/3/2021	3	\$1,854.17
8) MUFG Bank	Commercial Paper	\$124,777.50	12/17/2020	0.24%	9/10/2021	10	\$222.50
9) Citigroup	Commercial Paper	\$998,550.00	3/15/2021	0.20%	12/1/2021	92	\$1,450.00
10) LVMH Moet	Commercial Paper	\$1,997,000.00	3/8/2021	0.20%	12/3/2021	94	\$3,000.00
11) Natixis NY	Commercial Paper	\$998,430.83	3/9/2021	0.21%	12/3/2021	94	\$1,569.17
12) Bank of Montreal	Commercial Paper	\$848,725.00	3/11/2021	0.20%	12/6/2021	97	\$1,275.00
13) ING US CP	Commercial Paper	\$998,500.00	3/19/2021	0.20%	12/14/2021	105	\$1,500.00
14) Natixis NY	Commercial Paper	\$998,576.67	5/5/2021	0.21%	1/4/2022	126	\$1,423.33
15) Lloyds Bank	Commercial Paper	\$614,227.49	8/10/2021	0.17%	5/3/2022	245	\$772.51
16) Royal Bank of Canada (RBC)	Commercial Paper	\$1,498,246.67	8/16/2021	0.16%	5/6/2022	248	\$1,753.33
17) Collateralized CP (JB Morgan)	Commercial Paper	\$1,797,588.00	8/18/2021	0.18%	5/13/2022	255	\$2,412.00
<b>Commercial Paper Subtotal</b>		<u>\$11,872,767.99</u>					
18) First American Treasury Obligations Fund	Money Market	\$3,740,773.76	8/31/2021	0.01%	9/1/2021	1	\$1.02
19) Star Ohio - Construction Fund	Money Market	\$35,636.77	8/31/2021	0.07%	9/1/2021	1	\$0.07
<b>Subtotal</b>		<u>\$3,776,410.53</u>					
<b>Total May 2019 - Bond Proceeds</b>		<u>\$22,230,305.17</u>					
<b>Grand Total Construction Proceeds</b>		\$24,426,091.96		0.19%		155	\$40,192.63

**BIG WALNUT LOCAL SCHOOL DISTRICT  
INVESTMENT EARNINGS REVENUE  
August 31, 2021**

<b>Fund</b>	<b>Month to Date</b>	<b>Year to Date</b>
General Fund (001)	\$571.31	\$9,112.36
Building Project Fund (004-9017)	\$9,574.55	\$23,229.86
Food Service Fund (006)	\$0.00	\$0.00
Sunbury Meadows CDA (022-9200)	\$0.92	\$1.81
Auxillary Services Fund (401)	\$1.00	\$16.99
<b>Total All Funds</b>	<b>\$10,147.78</b>	<b>\$32,361.02</b>



**Thank you for your review of the August 2021 Big Walnut Local  
School District Financial Report.**



Big Walnut Local School District  
110 Tippet Court  
Sunbury, OH 43074