

Big Walnut Local School District

Monthly Financial Report

for the month ended
October 31, 2021



Prepared By:
Jeremy J. Buskirk
Treasurer

Table of Contents

<u>Description</u>	<u>Page</u>
Pie Chart of Estimated Revenue and Expenditures for fiscal years 2021-22 and 2011-12	1
Comparison of Fiscal Year 2022 YTD Estimated Revenue and Expenditures with Fiscal Year 2022 YTD Actuals	2

Variance Analysis

Comparison of Monthly Ending Cash Balances	4 & 5
Comparison of Monthly and Total Revenues & Other Financing Sources	6 & 7
Comparison of Monthly and Total General Property Tax (Real Estate)	8 & 9
Comparison of Monthly and Total Tangible Personal Property Tax (PUPP)	10 & 11
Comparison of Monthly and Total Income Tax	12 & 13
Comparison of Monthly and Total State Grants-in-Aid (Unrestricted & Restricted)	14 & 15
Comparison of Monthly and Total State Property Tax Allocations	16 & 17
Comparison of Monthly and Total Other Revenues & Other Financing Sources	18 & 19
Comparison of Monthly and Total Expenditures & Other Financing Uses	20 & 21
Comparison of Monthly and Total Personal Services (Salaries & Wages)	22 & 23
Comparison of Monthly and Total Employees' Retirement/Insurance Benefits	24 & 25
Comparison of Monthly and Total Purchased Services	26 & 27
Comparison of Monthly and Total Supplies and Materials	28 & 29
Comparison of Monthly and Total Capital Outlay	30 & 31
Comparison of Monthly and Total Other Expenditure Objects & Other Financing Uses	32 & 33

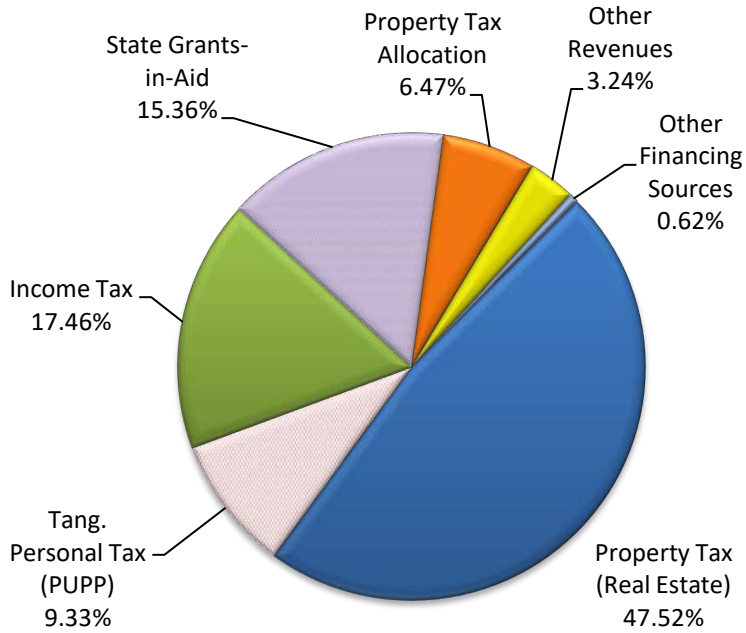
All Funds Reports

Receipts, Expenditures and Fund Balances All Funds (Fund Report)	35
Summary Check Register (Disbursement Report)	36 - 47
Comparison of Fiscal Year 2022 YTD Appropriations with Fiscal YTD Actual Expenditures – All Funds (excluding General Fund)	50
Investments - All Funds	51 - 54

Page Intentionally Left Blank

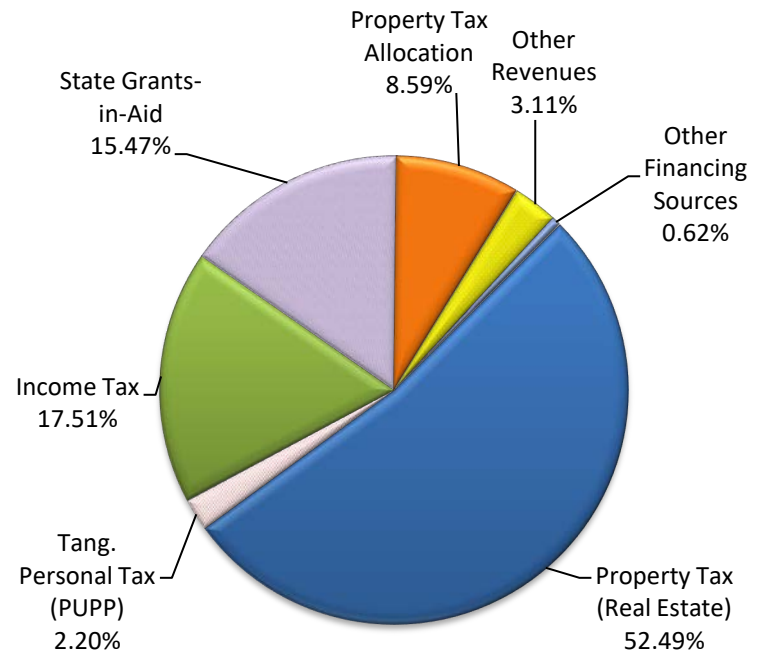
EST. GENERAL FUND REVENUE FY22

\$47,349,520



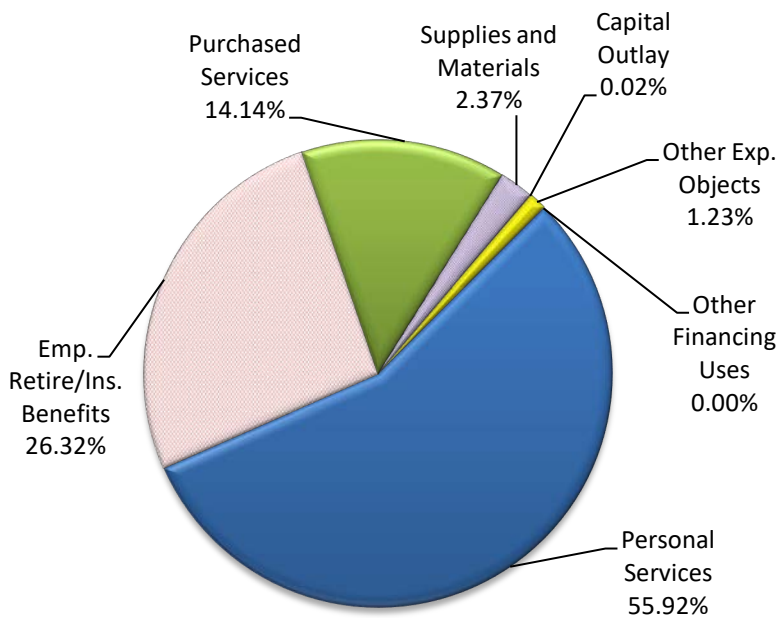
EST. GENERAL FUND REVENUE FY12

\$29,886,132



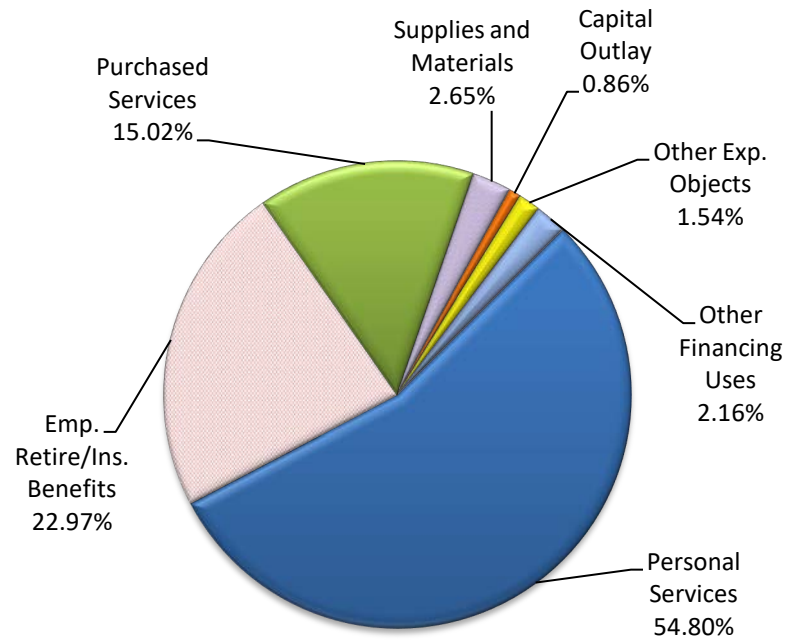
EST. GENERAL FUND EXPENDITURES FY22

\$47,617,072



EST. GENERAL FUND EXPENDITURES FY12

\$26,966,126



Note: There were significant cuts made for FY11 due to budget constraints and a levy failure in the previous fiscal year. Some costs staffing and costs were returned for FY12.

	FY 2022	FY 2012	% Change
Enrollment	4,215 as of 11/5/2021	2,994	40.78%

**COMPARISON OF FISCAL YEAR 2022 YEAR-TO-DATE ESTIMATED REVENUES AND
EXPENDITURES WITH FISCAL YEAR 2022 YEAR-TO-DATE ACTUALS
GENERAL & REQUIRED DEBT SERVICE FUNDS ONLY**

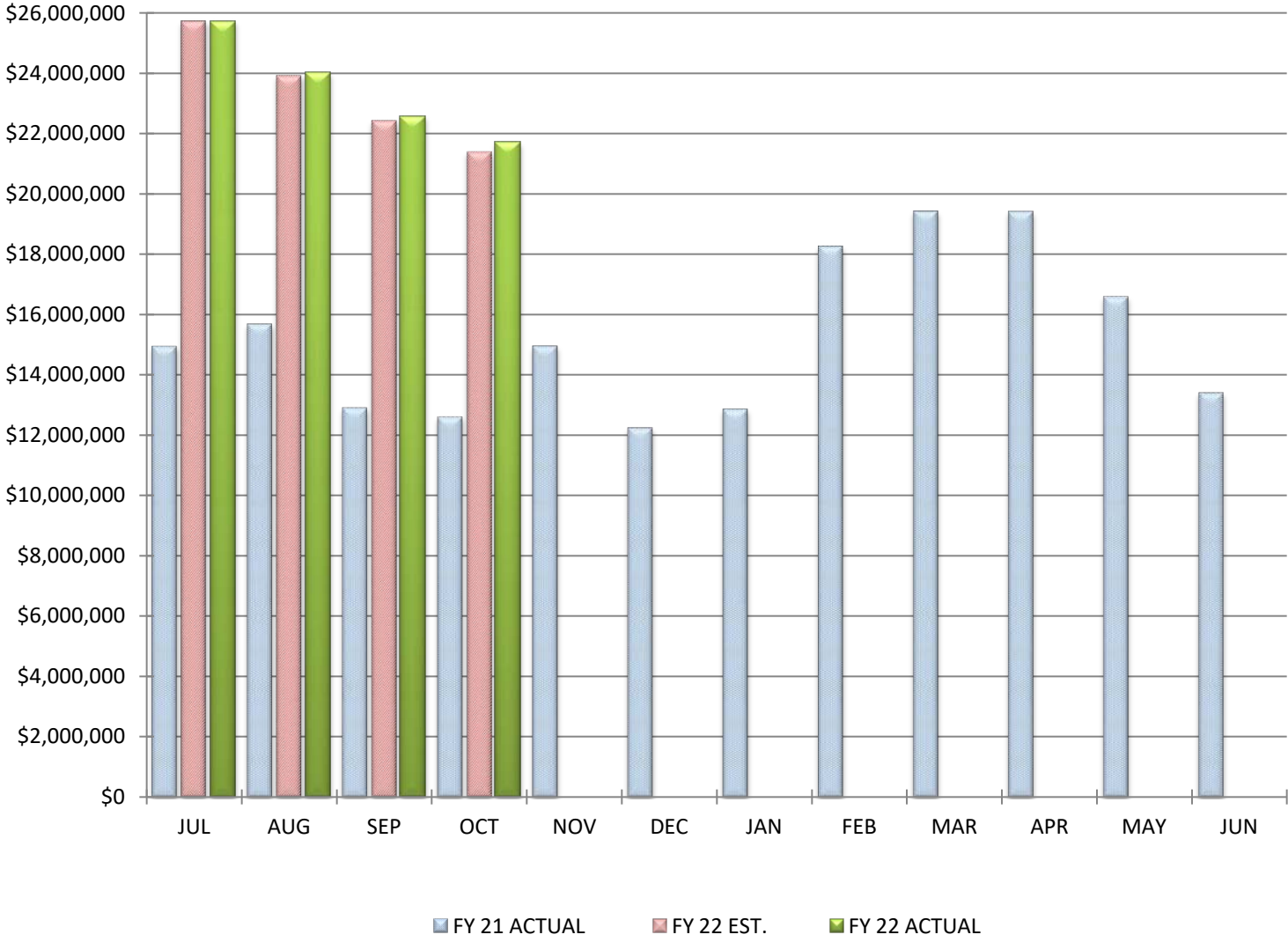
CATEGORY	FY 22 EST.	FY 22 ACTUAL	VARIANCE	PERCENTAGE
Revenues				
General Property Tax (Real Estate)	\$10,715,498	\$10,792,180	\$76,682	0.7%
Tangible Personal Property (PUPP)	2,231,297	2,231,099	(198)	0.0%
Income Tax	5,561,949	5,619,809	57,860	1.0%
Unrestricted State Grants-in-Aid	2,119,512	2,070,780	(48,732)	-2.3%
Restricted State Grants-in-Aid	27,327	4,853	(22,474)	-82.2%
Property Tax Allocation (Reimb.)	1,513,626	1,504,264	(9,362)	-0.6%
All Other Revenues	589,940	627,491	37,551	6.4%
Total Revenues	22,759,149	22,850,476	91,327	0.4%
Other Financing Sources				
Advances-In	\$278,000	\$278,000	\$0	0.0%
All Other Financing Sources	2,981	10,213	7,232	242.6%
Total Other Financing Sources	280,981	288,213	7,232	2.6%
Total Revenues & Other Fin. Sources	\$23,040,130	\$23,138,690	\$98,560	0.4%
Expenditures				
Personal Services (Salaries & Wages)	\$8,366,955	\$8,280,517	(\$86,438)	-1.0%
Retirement/Insurance Benefits	3,892,958	3,828,524	(64,434)	-1.7%
Purchased Services	1,830,605	1,778,381	(52,224)	-2.9%
Supplies and Materials	655,295	643,837	(11,458)	-1.7%
Capital Outlay	7,200	6,598	(602)	-8.4%
Other Expenditure Objects	304,400	307,008	2,608	0.9%
Total Expenditures	15,057,413	14,844,864	(212,549)	-1.4%
Other Financing Uses				
Operating Transfers-Out	\$0	\$0	\$0	0.0%
Advances-Out	0	0	0	0.0%
All Other Financing Uses	0	0	0	0.0%
Total Other Financing Uses	\$0	\$0	\$0	0.0%
Total Expenditures & Other Fin. Uses	\$15,057,413	\$14,844,864	(\$212,549)	-1.4%
Excess of Revenues & Other Fin. Sources over (under) Expenditures & Other Fin. Uses	\$7,982,717	\$8,293,825	\$311,108	3.9%
Beginning Cash Balance July 1	\$13,412,581	\$13,412,581	\$0	0.0%
Ending Cash Balance	\$21,395,298	\$21,706,406	\$311,108	1.5%
Estimated Encumbrances	\$2,816,120	\$3,018,986	(\$202,866)	
Unreserved Fund Balance	\$18,579,178	\$18,687,420	\$108,242	



BIG WALNUT | INSPIRE
LOCAL SCHOOLS | & GUIDE

VARIANCE ANALYSIS - GENERAL FUND

COMPARISON OF MONTHLY ENDING CASH BALANCES



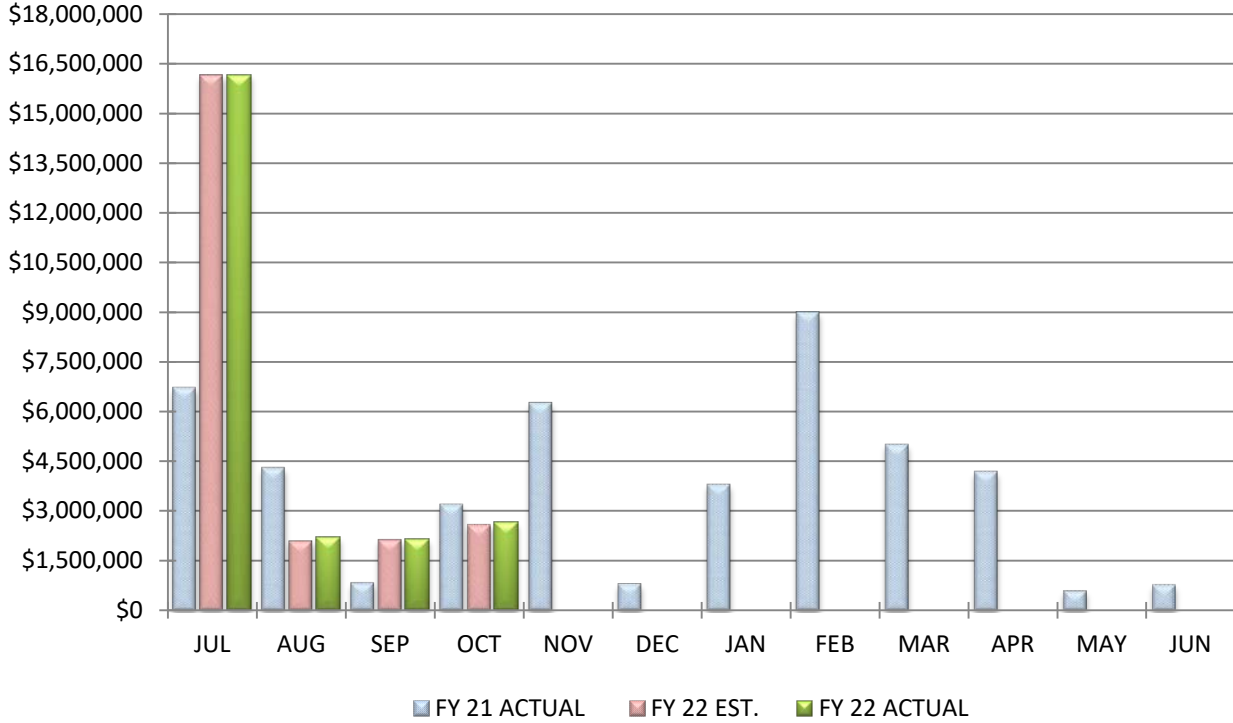
COMPARISON OF MONTHLY ENDING CASH BALANCES

October 31, 2021

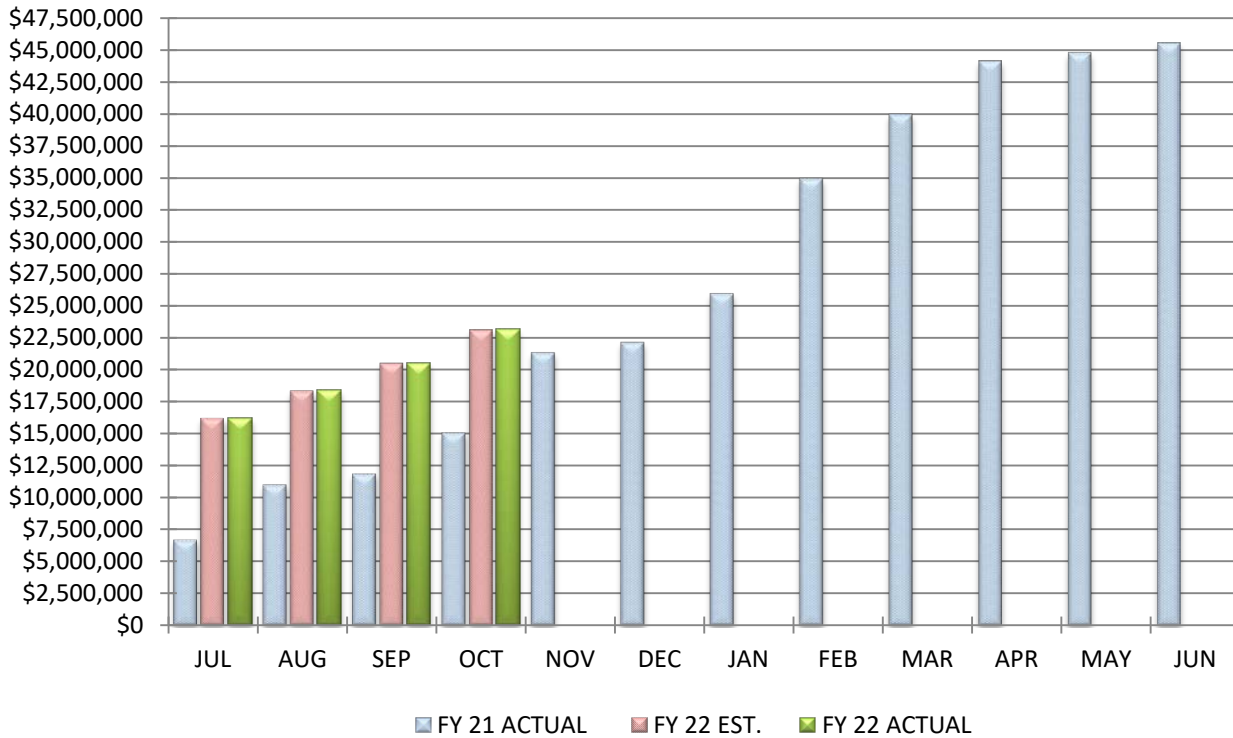
Actual Cash Balance		\$21,706,406
Estimated Cash Balance		\$21,395,298
Variance From Estimate	OVER	\$311,108
Percent Variance From Estimate	OVER	1.45%
Previous Year Cash Balance		\$12,612,919

COMMENTS: We are on target with our annual estimates. Our October balance is slightly above our estimated balance at this point in the year. We have been trending a little above our overall revenue projections and a little under our expenditure projections. Additional details will be provided in subsequent sections.

COMPARISON OF TOTAL MONTHLY REVENUES & OTHER FINANCING SOURCES



COMPARISON OF TOTAL YEAR-TO-DATE REVENUES & OTHER FINANCING SOURCES



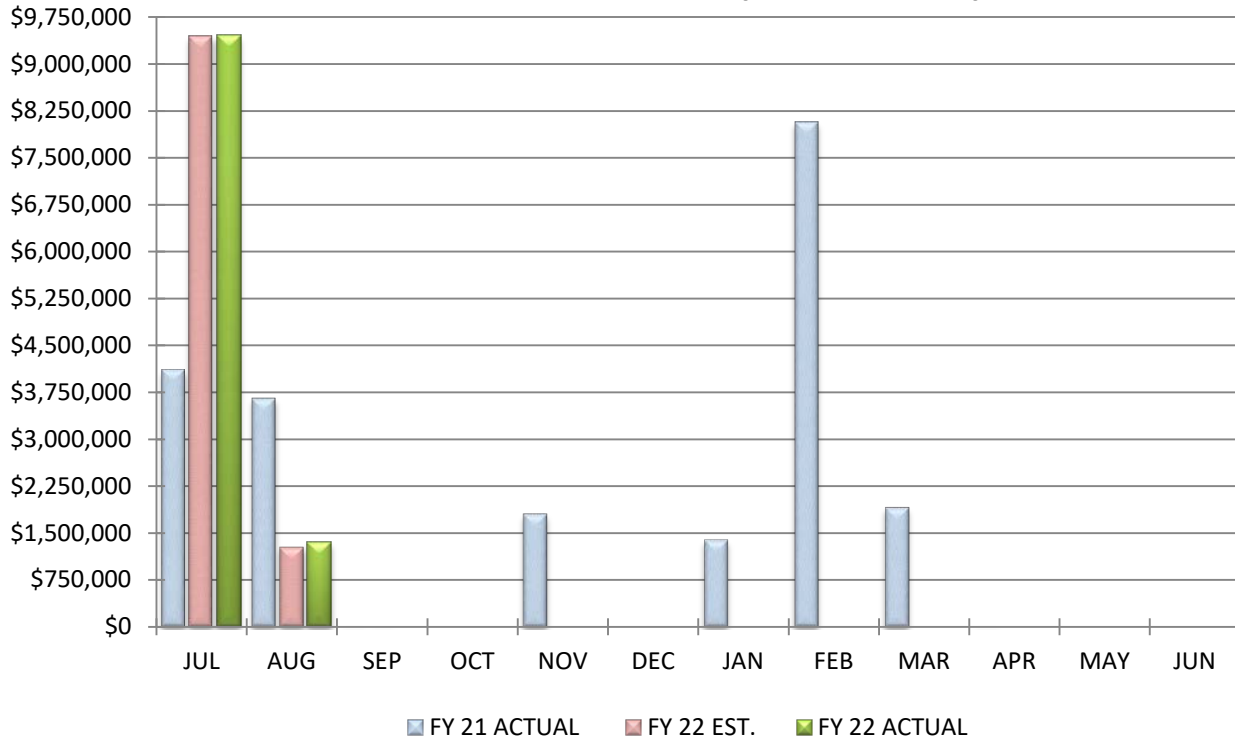
COMPARISON TOTAL REVENUES & OTHER FINANCING SOURCES

October 31, 2021

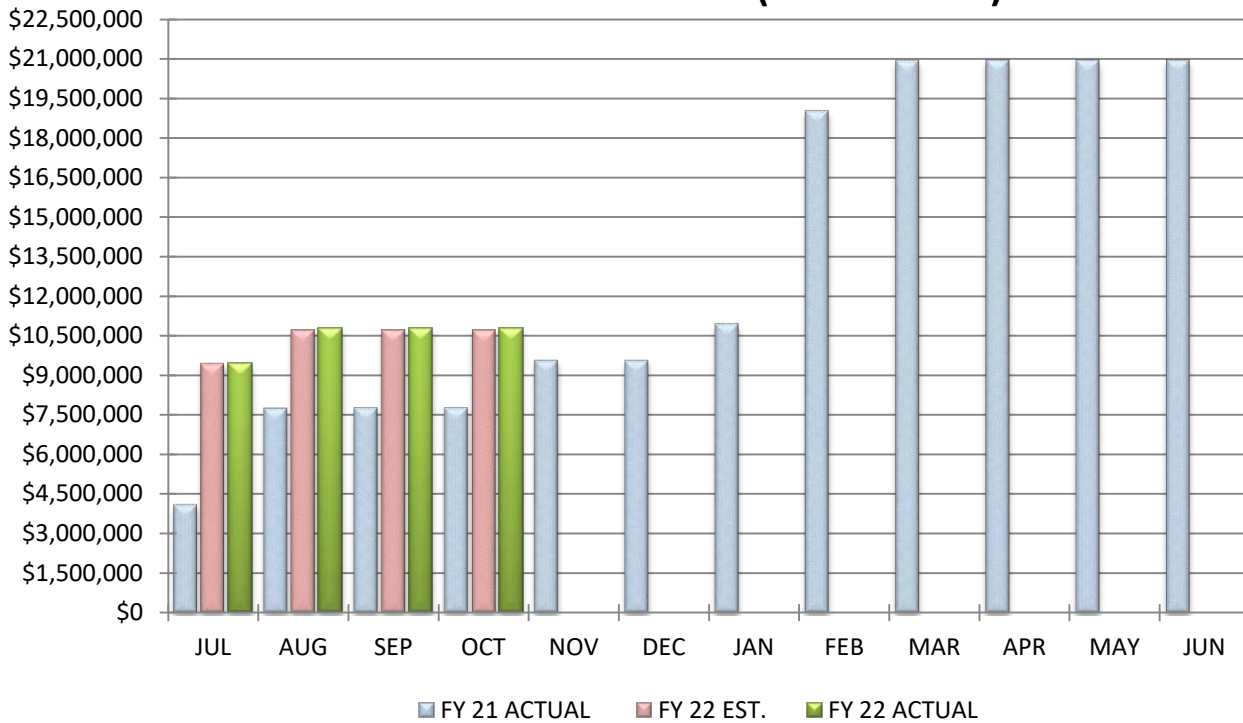
		<u>MONTH</u>		<u>YEAR-TO-DATE</u>
Actual Receipts		\$2,647,948		\$23,138,690
Estimated Receipts		\$2,608,110		\$23,040,130
Variance From Estimate	OVER	\$39,838	OVER	\$98,560
Variance From Estimate	OVER	1.53%	OVER	0.43%
Actual Prior Year		\$3,203,627		\$15,075,158
Total 2021-2022 Estimate				\$47,349,520
Percent Of Total Estimate Received				48.87%
Percent Of Budget Year Completed		4 Months		33.33%

COMMENTS: We are on target with our annual estimates.

COMPARISON OF TOTAL MONTHLY GENERAL PROPERTY TAX (REAL ESTATE)



COMPARISON OF TOTAL YEAR-TO-DATE GENERAL PROPERTY TAX (REAL ESTATE)



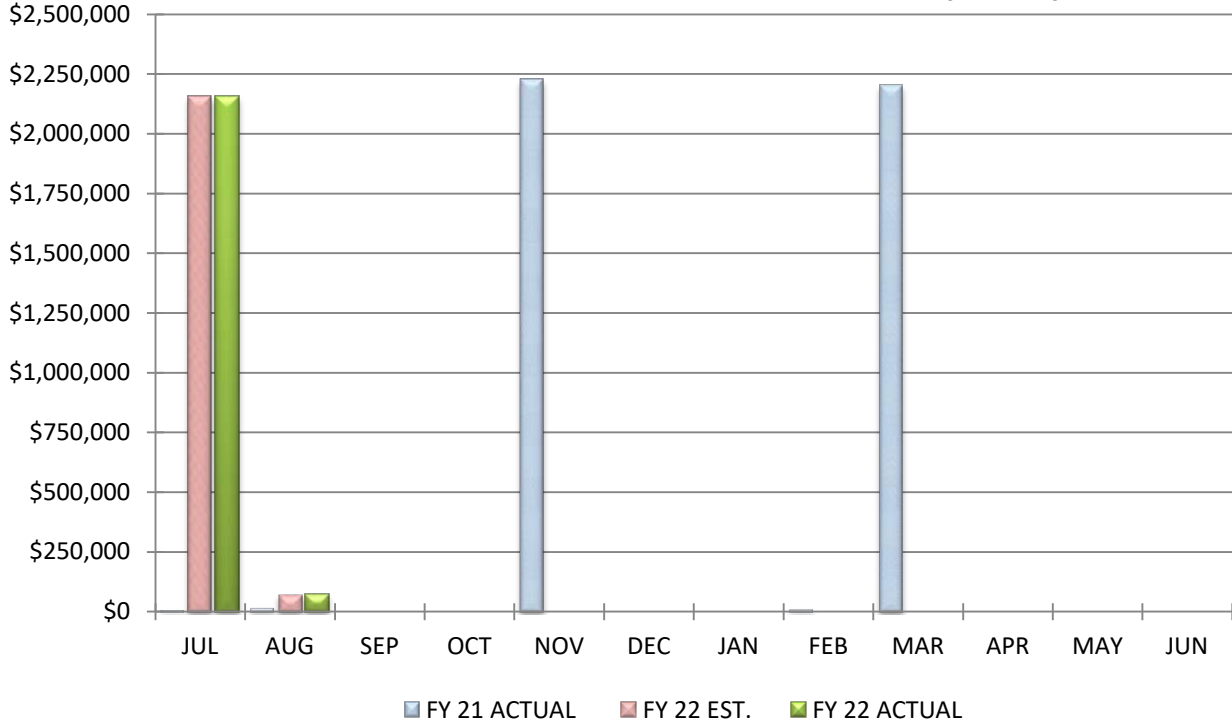
COMPARISON OF GENERAL PROPERTY TAX (REAL ESTATE)

October 31, 2021

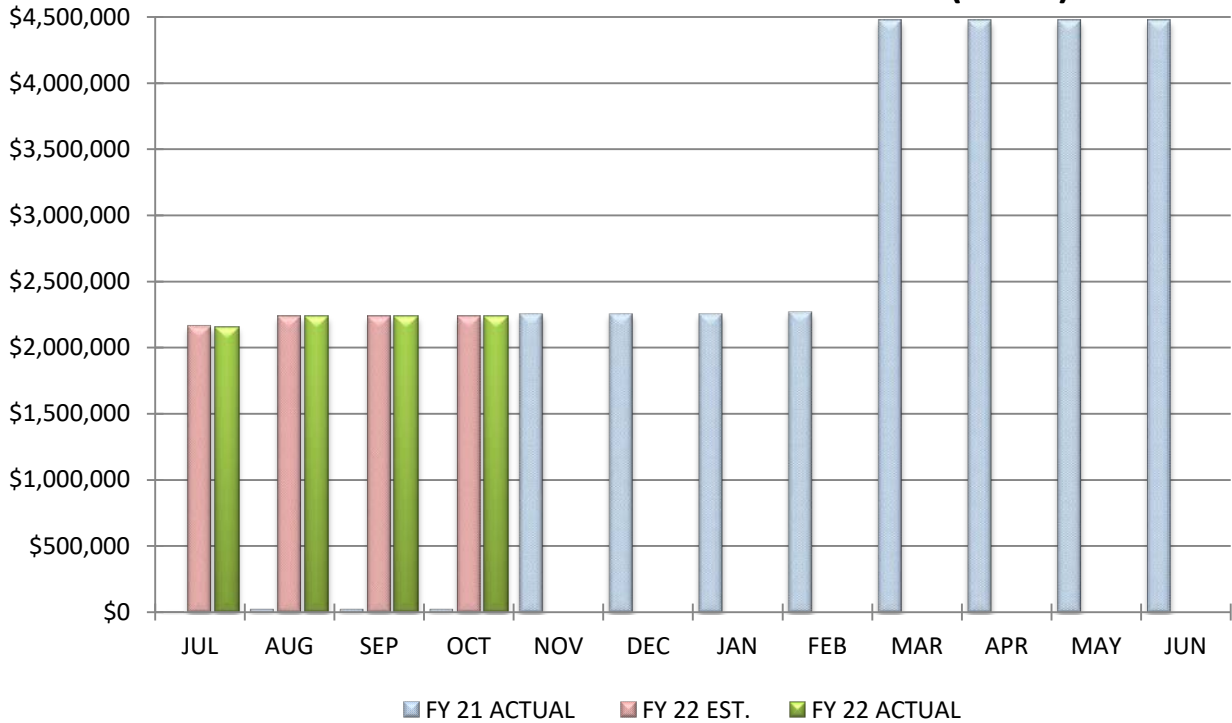
	<u>MONTH</u>		<u>YEAR-TO-DATE</u>
Actual Real Estate Tax Receipts	\$0		\$10,792,180
Estimated Real Estate Tax Receipts	\$0		\$10,715,498
Variance From Estimate	\$0	OVER	\$76,682
Variance From Estimate	0.00%	OVER	0.72%
Actual Prior Year	\$0		\$7,771,010
Total 2021-2022 Estimate			\$22,501,893
Percent Of Total Estimate Received			47.96%
Percent Of Budget Year Completed	4 months		33.33%

COMMENTS: We are on target with our annual estimates.

COMPARISON OF TOTAL MONTHLY TANGIBLE PERSONAL PROPERTY TAX (PUPP)



COMPARISON OF TOTAL YEAR-TO-DATE TANGIBLE PERSONAL PROPERTY TAX (PUPP)



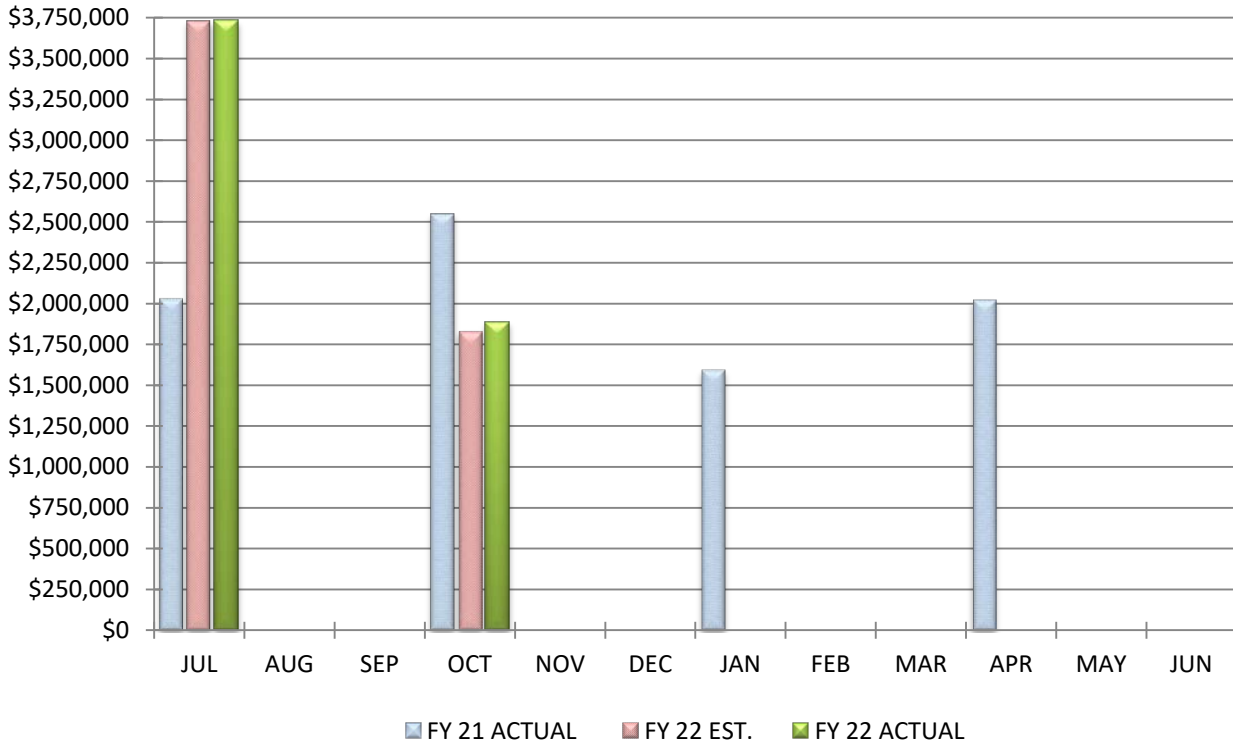
COMPARISON OF TANGIBLE PERSONAL PROPERTY TAX (PUPP)

October 31, 2021

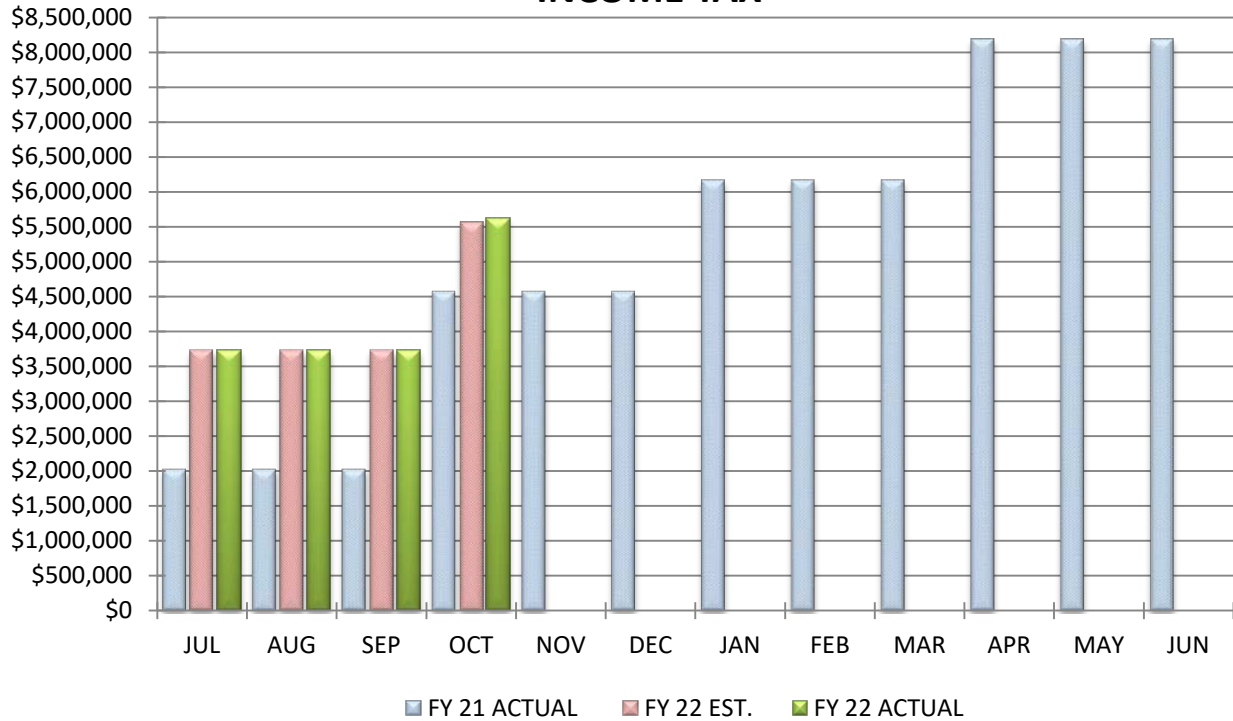
	<u>MONTH</u>	<u>YEAR-TO-DATE</u>
Actual PUPP Tax Receipts	\$0	\$2,231,099
Estimated PUPP Tax Receipts	\$0	\$2,231,297
Variance From Estimate	\$0 UNDER	(\$198)
Variance From Estimate	0.00% UNDER	-0.01%
Actual Prior Year	\$0	\$28,334
Total 2021-2022 Estimate		\$4,419,754
Percent Of Total Estimate Received		50.48%
Percent Of Budget Year Completed	4 months	33.33%

COMMENTS: We are on target with our annual estimates.

COMPARISON OF TOTAL MONTHLY INCOME TAX



COMPARISON OF TOTAL YEAR-TO-DATE INCOME TAX



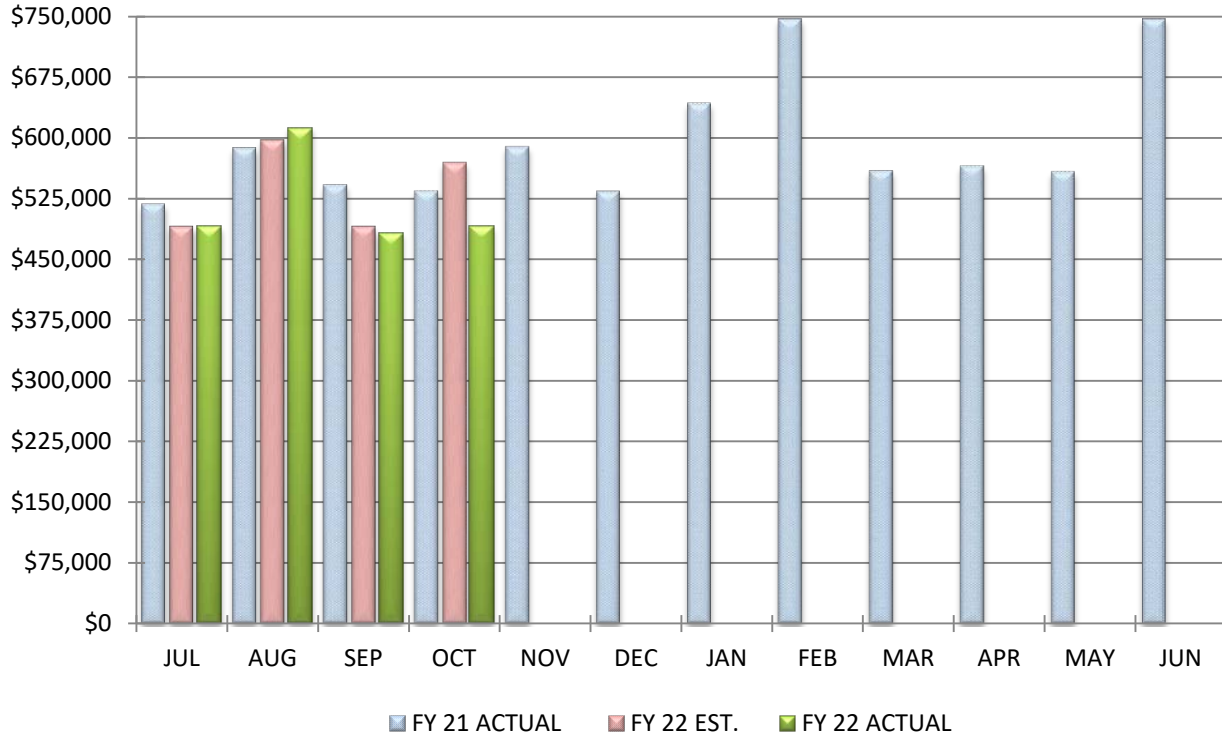
COMPARISON OF INCOME TAX

October 31, 2021

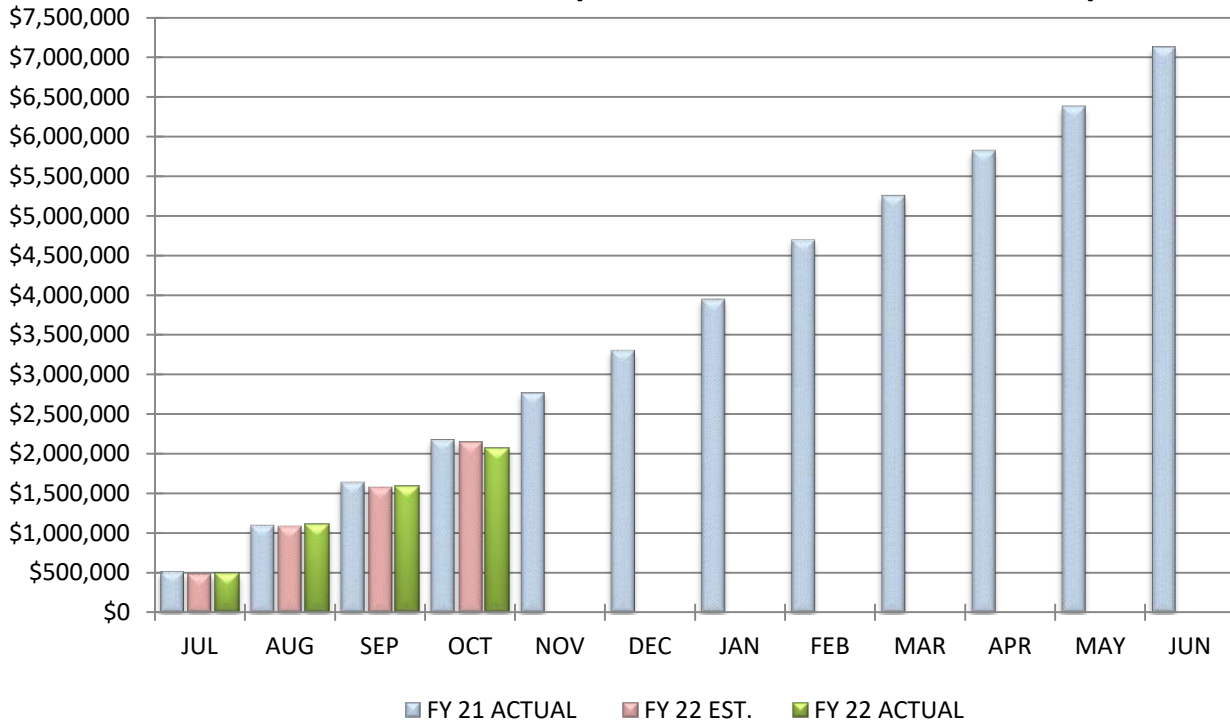
		MONTH		YEAR-TO-DATE
Actual State Receipts		\$1,888,636		\$5,619,809
Estimated State Receipts		\$1,830,777		\$5,561,949
Variance From Estimate	OVER	\$57,859	OVER	\$57,860
Variance From Estimate	OVER	3.16%	OVER	1.04%
Actual Prior Year		\$2,547,025		\$4,574,800
Total 2021-2022 Estimate				\$8,268,266
Percent Of Total Estimate Received				67.97%
Percent Of Budget Year Completed		4 months		33.33%

COMMENTS: We are over our target with our annual estimates. With the receipt of our second quarterly payment, it appears that our overall community income has rebounded and is more in line with the growth trends we saw prior to the pandemic. As such, we have begun to adjust our expected total income tax receipts for the fiscal year up with the preparation of our November forecast. As can be seen in the income tax graphs and the numbers above, our collections at this point in the year are well over last year where we were still experience the effects of the pandemic.

COMPARISON OF TOTAL MONTHLY STATE GRANTS-IN-AID (UNRESTRICTED & RESTRICTED)



COMPARISON OF TOTAL YEAR-TO-DATE STATE GRANTS-IN-AID (UNRESTRICTED & RESTRICTED)



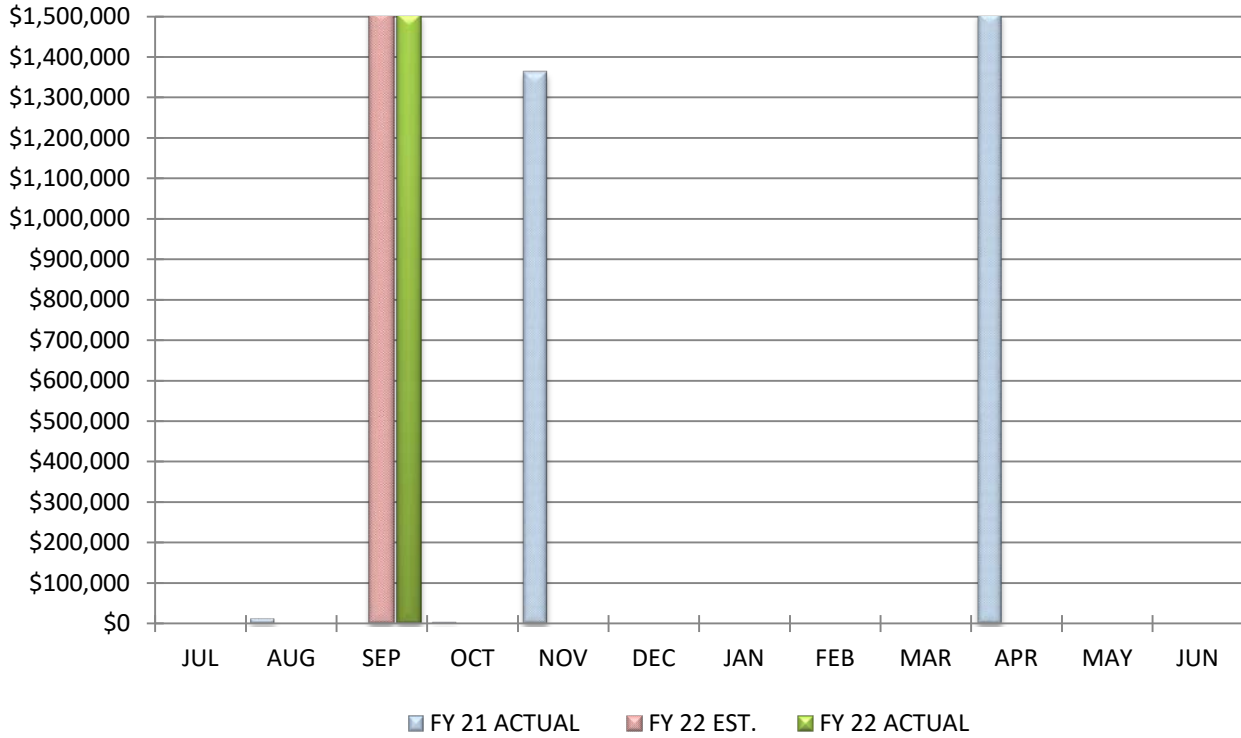
COMPARISON OF STATE GRANTS-IN-AID (UNRESTRICTED & RESTRICTED)

October 31, 2021

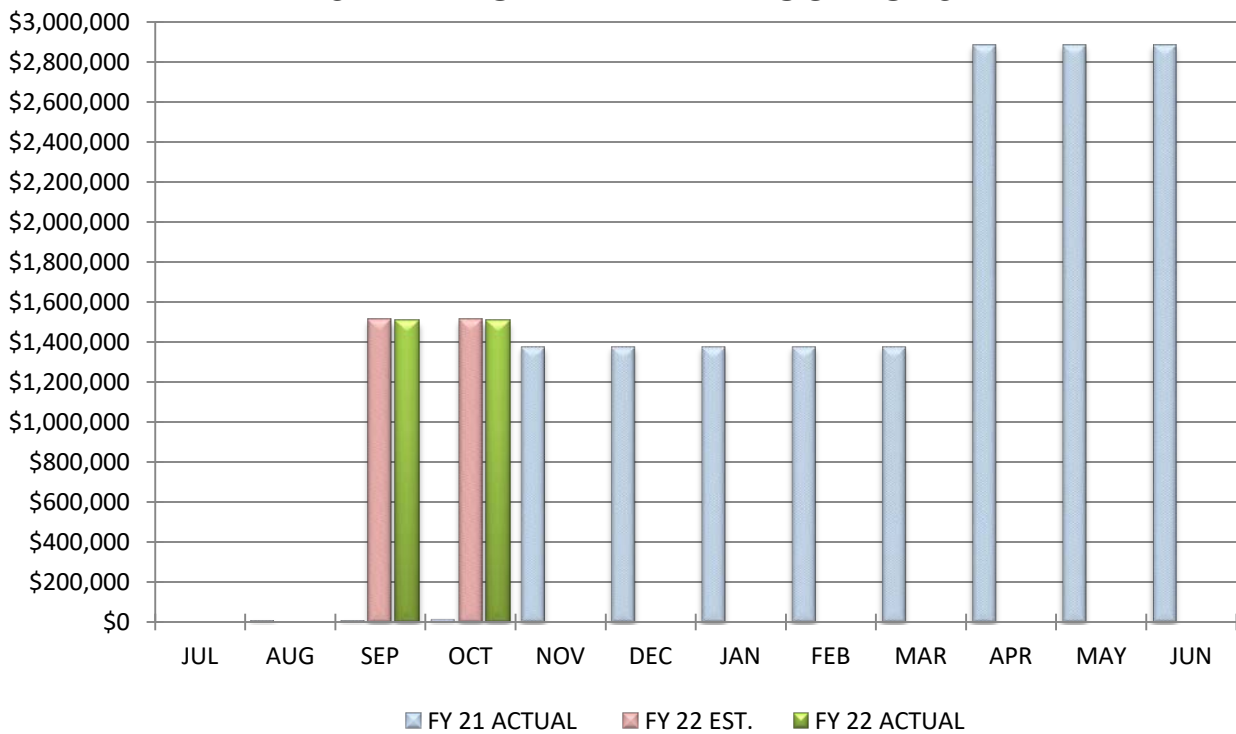
		<u>MONTH</u>		<u>YEAR-TO-DATE</u>
Actual State Receipts		\$490,267		\$2,075,633
Estimated State Receipts		\$569,073		\$2,146,839
Variance From Estimate	UNDER	(\$78,806)	UNDER	(\$71,206)
Variance From Estimate	UNDER	-13.85%	UNDER	-3.32%
Actual Prior Year		\$534,352		\$2,181,876
Total 2021-2022 Estimate				\$7,272,640
Percent Of Total Estimate Received				28.54%
Percent Of Budget Year Completed		4 months		33.33%

COMMENTS: The current total annual estimate has not taken into account the revenue impact from the implementation of the new school funding formula. However, we did attempt to estimate the monthly impact of the originally anticipated October implementation, as well as the return of the final portion of our State funding cuts from May 2020. The implementation of the new formula has been delayed until December. So, we will see significant variance from our estimates until December. Depending on how the State handles the payment, we may see the recapturing of this variance in December (lump-sum true-up payment) or over the remainder of the year (spread into remaining payments). The annual estimates in our report will be updated in November with adjusted five-year forecast projections.

COMPARISON OF TOTAL MONTHLY STATE PROPERTY TAX ALLOCATIONS



COMPARISON OF TOTAL YEAR-TO-DATE STATE PROPERTY TAX ALLOCATIONS

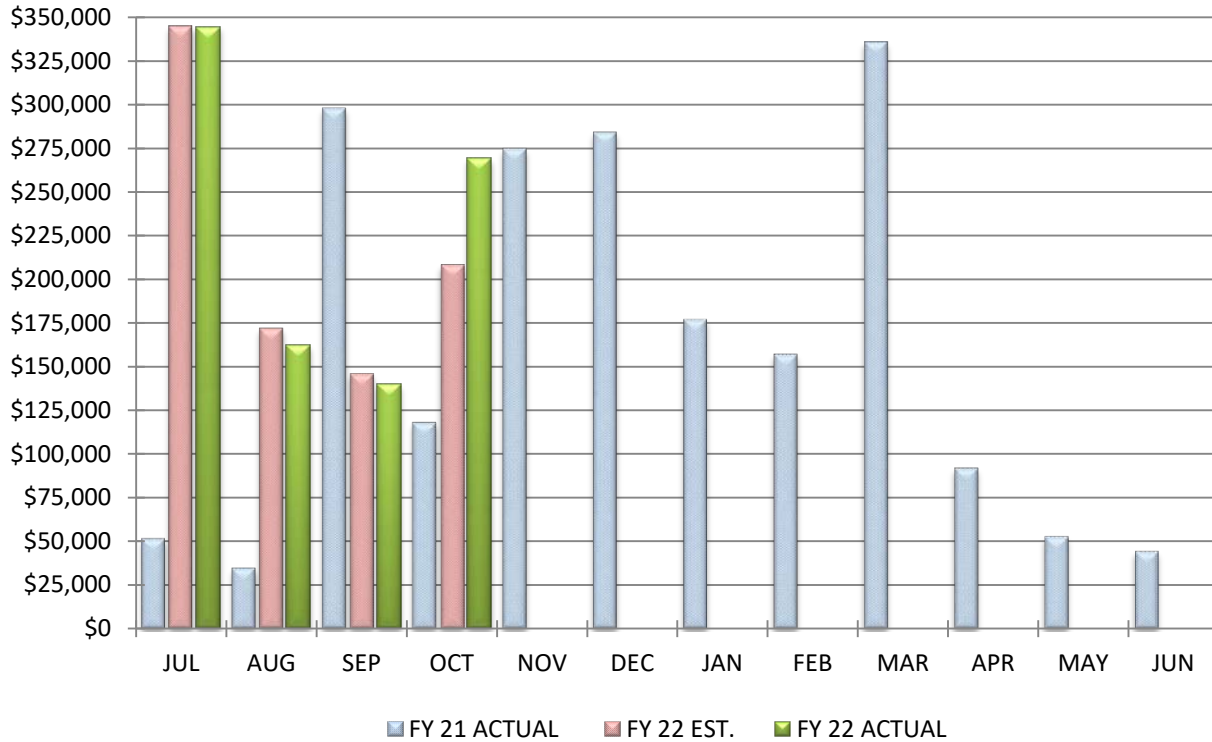


COMPARISON OF STATE PROPERTY TAX ALLOCATIONS

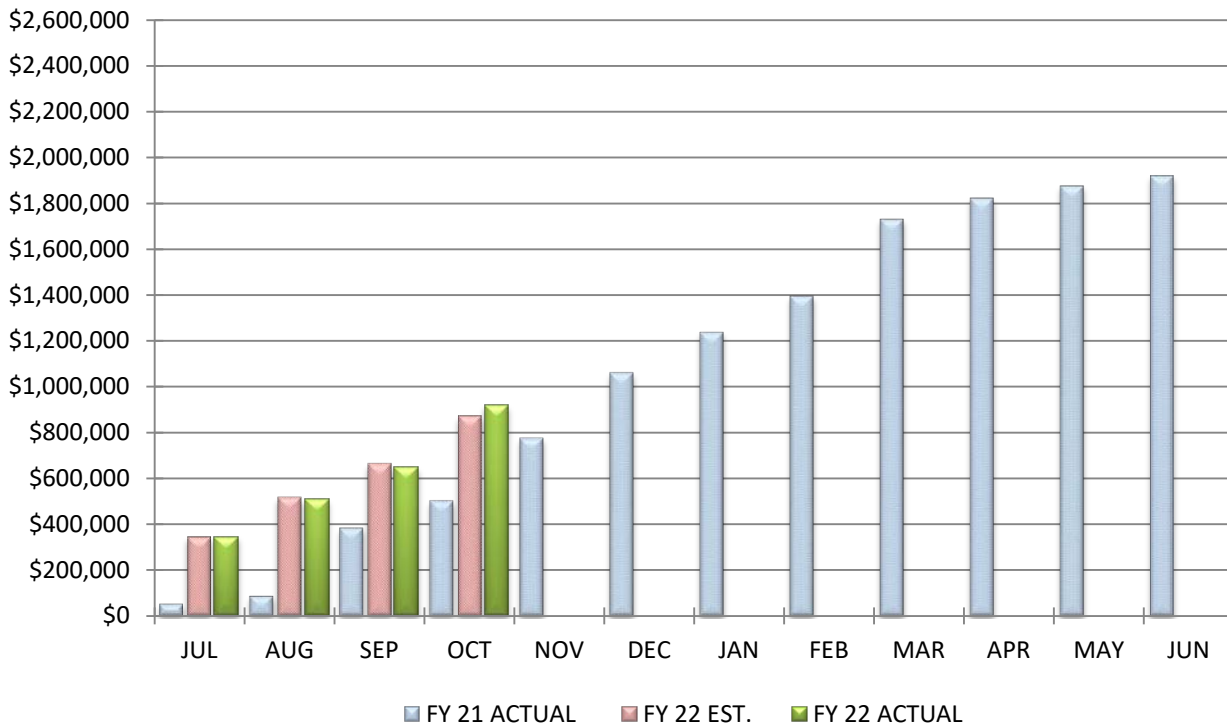
	October 31, 2021		
	<u>MONTH</u>		<u>YEAR-TO-DATE</u>
Actual Tax Allocation Receipts	\$0		\$1,504,264
Estimated Tax Allocation Receipts	\$0		\$1,513,626
Variance From Estimate	\$0	UNDER	(\$9,362)
Variance From Estimate	0.00%	UNDER	-0.62%
Actual Prior Year	\$4,168		\$16,888
Total 2021-2022 Estimate			\$3,062,444
Percent Of Total Estimate Received			49.12%
Percent Of Budget Year Completed		4 months	33.33%

COMMENTS: We are on target with our annual estimates.

COMPARISON OF TOTAL MONTHLY OTHER REVENUES & OTHER FINANCING SOURCES



COMPARISON OF TOTAL YEAR-TO-DATE OTHER REVENUES & OTHER FINANCING SOURCES



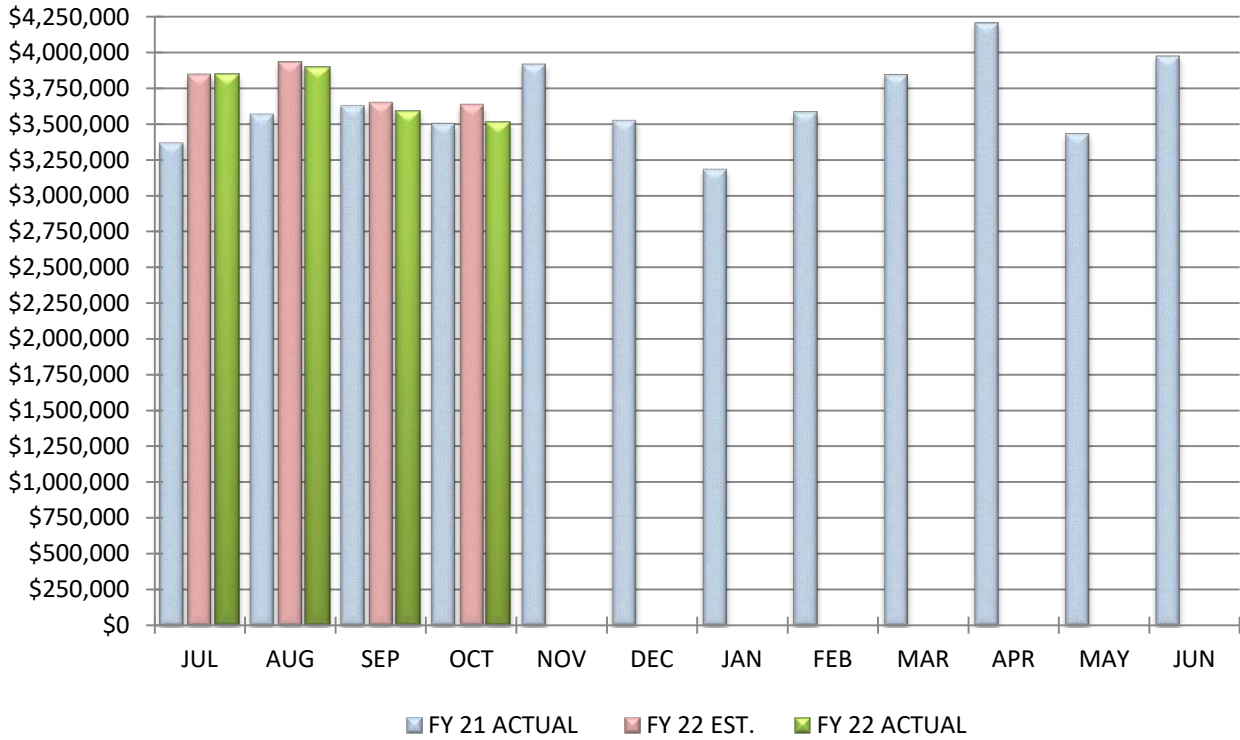
COMPARISON OF OTHER REVENUES & OTHER FINANCING SOURCES

October 31, 2021

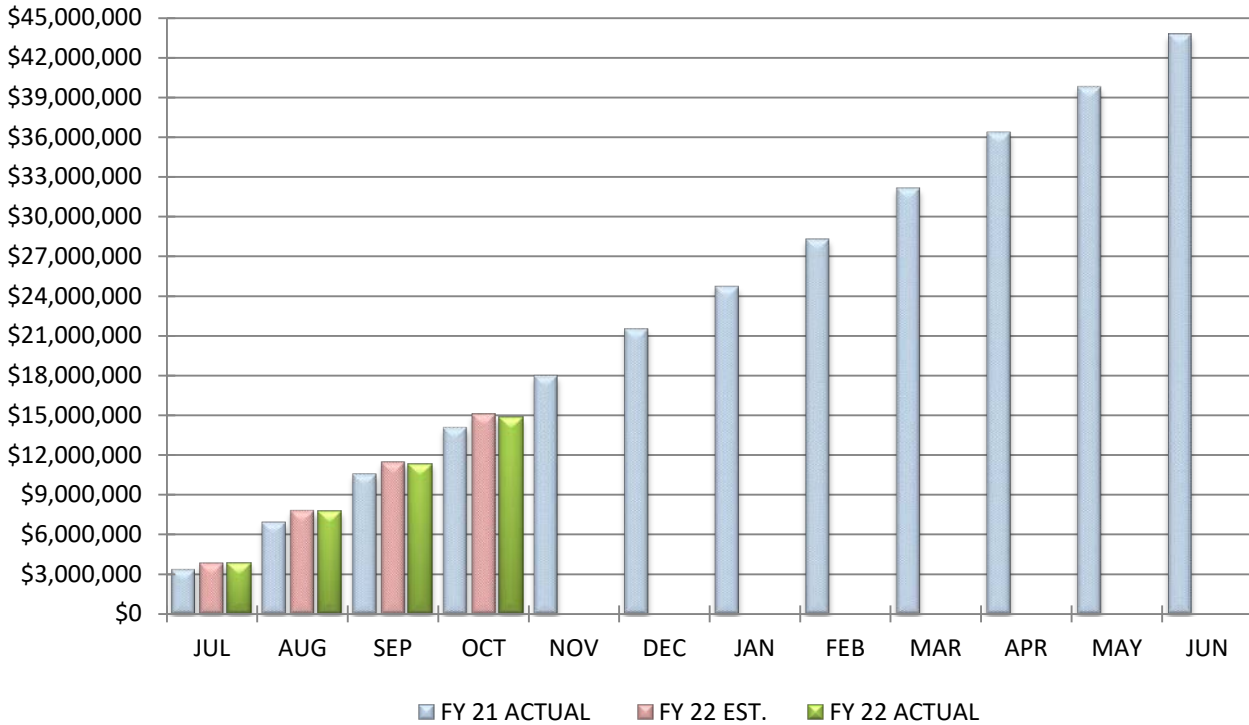
		<u>MONTH</u>		<u>YEAR-TO-DATE</u>
Actual Other Receipts		\$269,044		\$915,705
Estimated Other Receipts		\$208,260		\$870,921
Variance From Estimate	OVER	\$60,784	OVER	\$44,784
Variance From Estimate	OVER	29.19%	OVER	5.14%
Actual Prior Year		\$118,081		\$502,250
Total 2021-2022 Estimate				\$1,824,523
Percent Of Total Estimate Received				50.19%
Percent Of Budget Year Completed		4 months		33.33%

COMMENTS: The new state funding formula is now funding students where they are taught instead of having additional revenue additions for items like open enrollment, special needs scholarships, and community schools. These changes will adjust the anticipated amounts collected for this fiscal year. This month we received tuition payments that work through the State funding system for court-placed students in our District. This is the reason for the variance from expected receipts. Another revenue in this funding area is the advance in from food service fund that was received, which has increased the amount reported. Overall, we are on target with our annual estimates.

COMPARISON OF TOTAL MONTHLY EXPENDITURES & OTHER FINANCING USES



COMPARISON OF TOTAL YEAR-TO-DATE EXPENDITURES & OTHER FINANCING USES



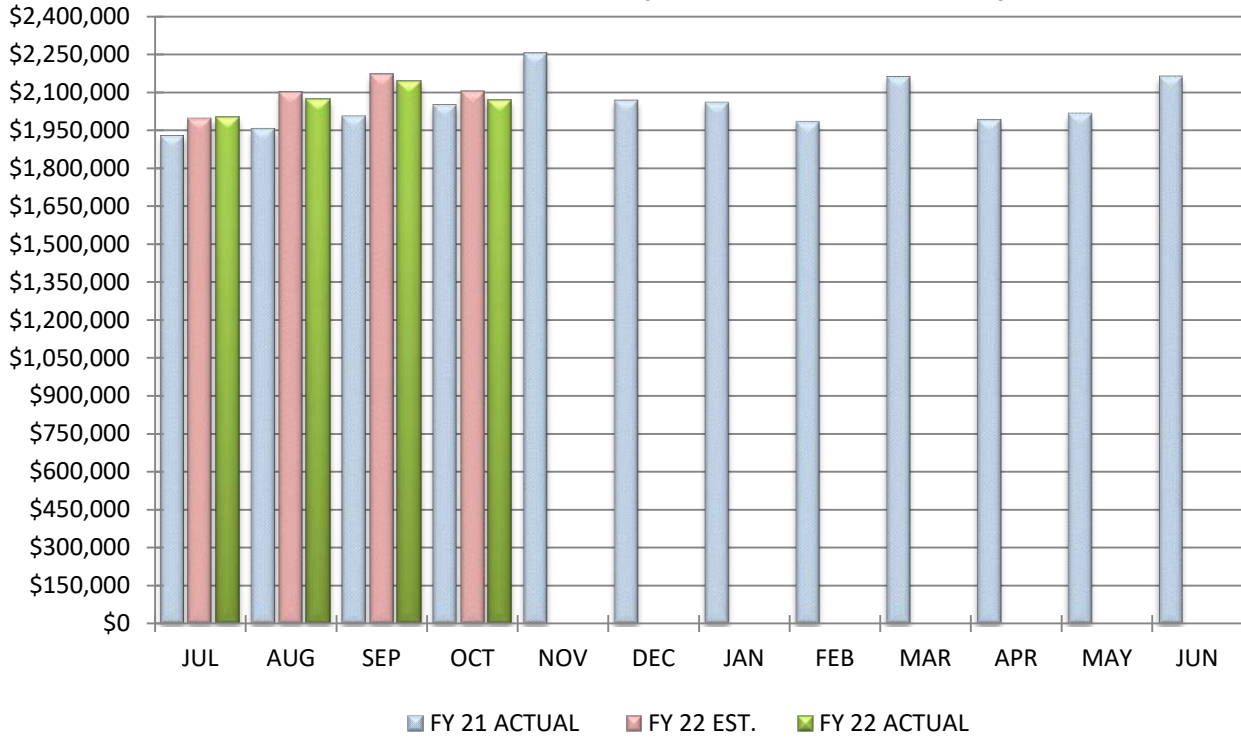
COMPARISON OF TOTAL EXPENDITURES & OTHER FINANCING USES

October 31, 2021

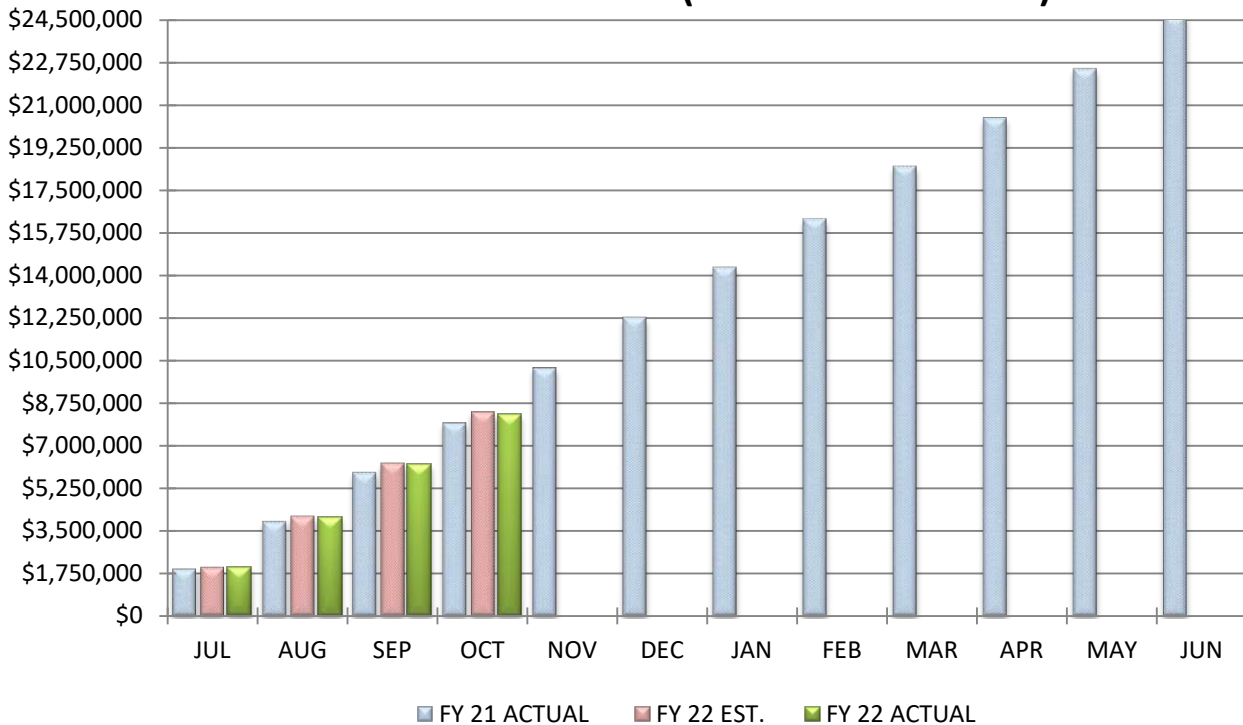
		<u>MONTH</u>		<u>YEAR-TO-DATE</u>
Actual Expenditures		\$3,513,923		\$14,844,864
Estimated Expenditures		\$3,634,014		\$15,057,413
Variance From Estimate	UNDER	(\$120,091)	UNDER	(\$212,549)
Variance From Estimate	UNDER	-3.30%	UNDER	-1.41%
Actual Prior Year		\$3,503,319		\$14,065,624
Total 2021-2022 Estimate				\$47,617,071
Percent Of Total Estimate Spent				31.18%
Percent Of Budget Year Completed		4 months		33.33%

COMMENTS: We are on target with our annual estimates of total expenditures and continuing to trend slightly under. Our favorable variance is primarily due to our salaries and wages in personal services, benefits, and purchased services. Further discussion will be had for these areas on the specific sections related to these expenditures areas.

COMPARISON OF TOTAL MONTHLY PERSONAL SERVICES (SALARIES & WAGES)



COMPARISON OF TOTAL YEAR-TO-DATE PERSONAL SERVICES (SALARIES & WAGES)



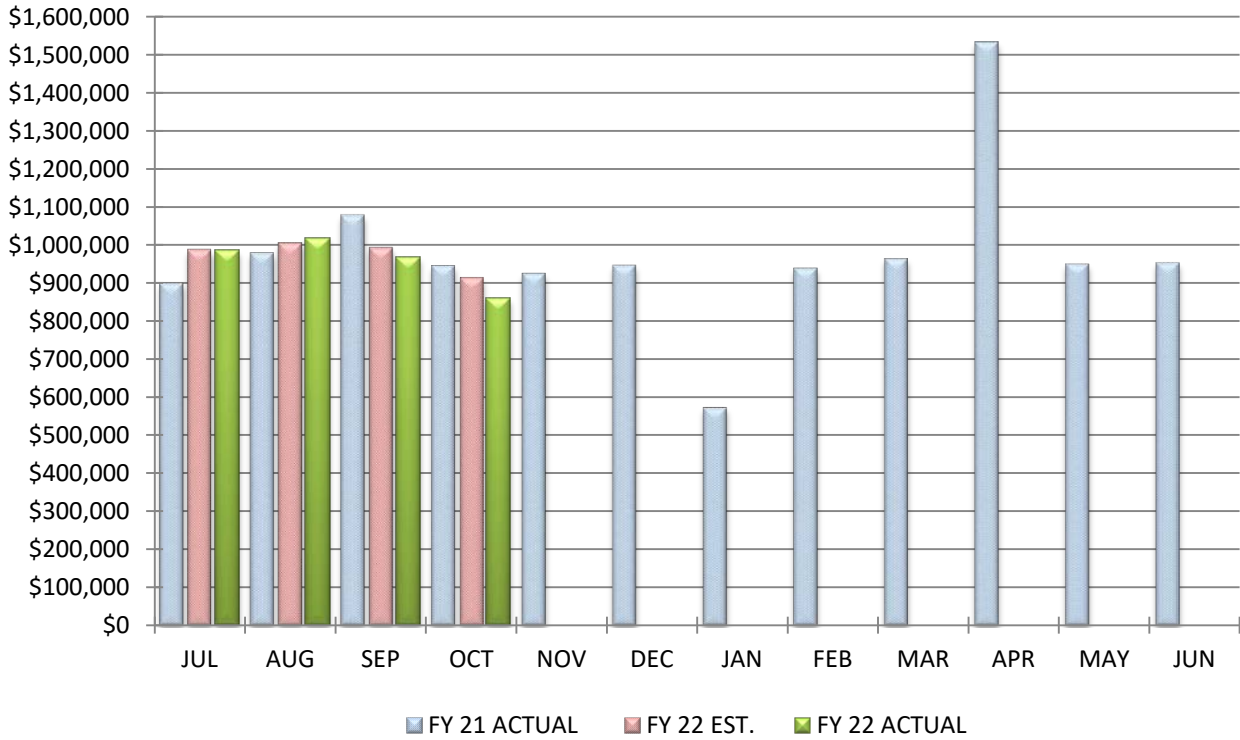
COMPARISON OF PERSONAL SERVICES (SALARIES & WAGES)

October 31, 2021

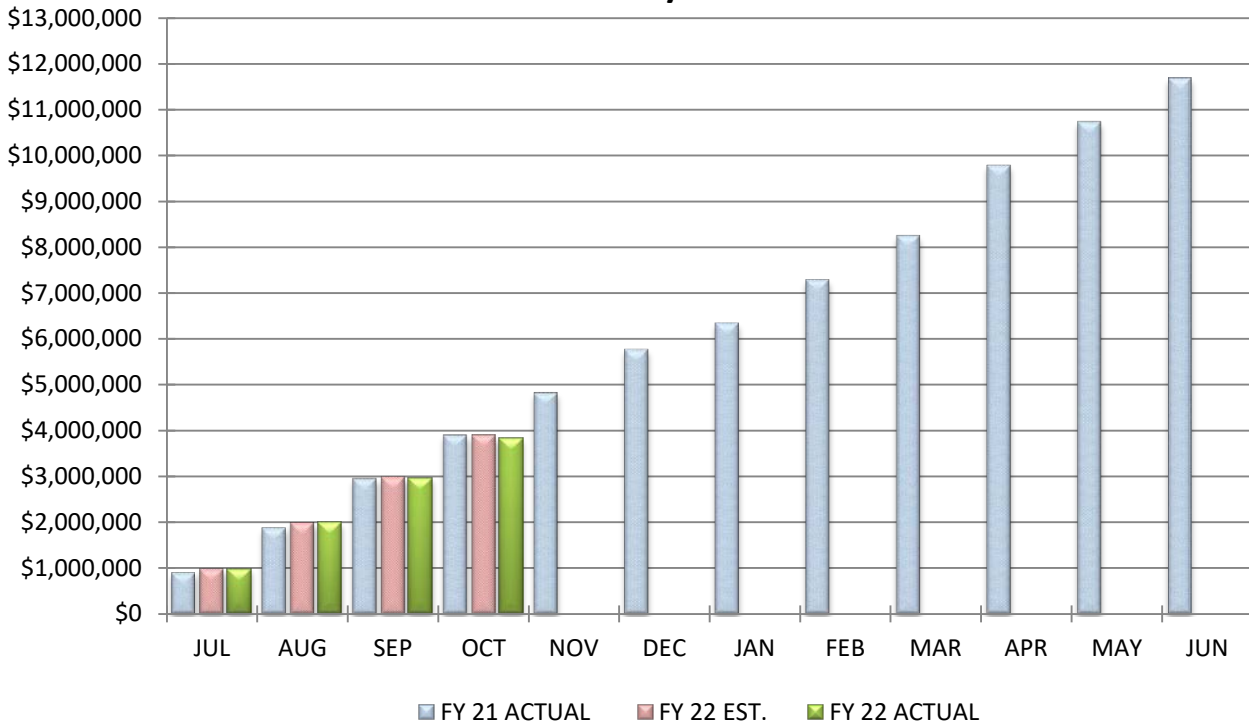
		<u>MONTH</u>		<u>YEAR-TO-DATE</u>
Actual Wage Expenditures		\$2,066,944		\$8,280,517
Estimated Wage Expenditures		\$2,102,494		\$8,366,955
Variance From Estimate	UNDER	(\$35,550)	UNDER	(\$86,438)
Variance From Estimate	UNDER	-1.69%	UNDER	-1.03%
Actual Prior Year		\$2,049,120		\$7,936,641
Total 2021-2022 Estimate				\$26,626,608
Percent Of Total Estimate Spent				31.10%
Percent Of Budget Year Completed		4 months		33.33%

COMMENTS: We are on target with our annual estimates. We have continued to be slightly under projections for our salaries and wages. We believe there are two reasons for this current trend. First, our school district has not been immune to labor shortage just like many business sectors. There are some positions that we are still attempting to fill and some positions that were filled after to start of the school year. In addition, we have estimated average experience level we try to target for new hired positions when we have retirements and resignations. We saw a large amount of resignations and retirements at the end of the 2020-2021 school year and the average experience and replacement wages for the new hires tend to be lower than the positions they are replacing. We believe these factors are lending to the overall positive variance at this time. We plan to adjust our annual estimates down slightly with the November forecast projections.

COMPARISON OF TOTAL MONTHLY EMPLOYEES' RETIREMENT/INSURANCE BENEFITS



COMPARISON OF TOTAL YEAR-TO-DATE EMPLOYEES' RETIREMENT/INSURANCE BENEFITS



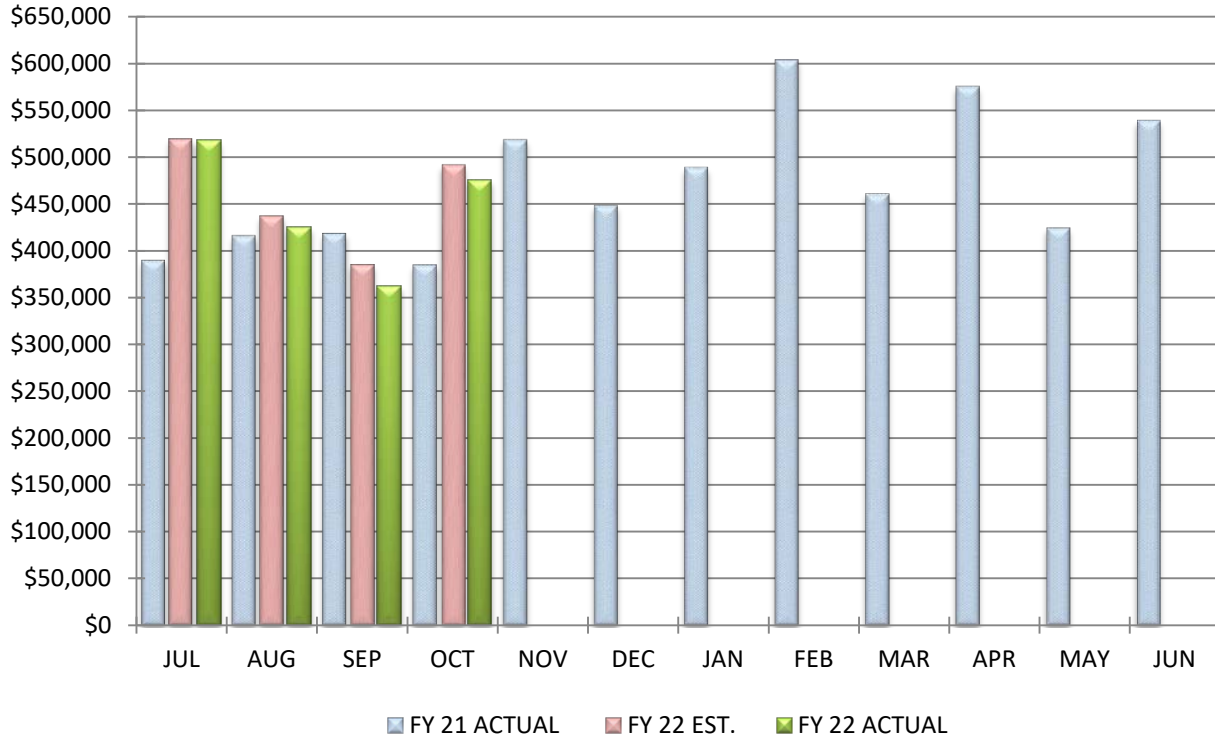
COMPARISON OF EMPLOYEES' RETIREMENT/INSURANCE BENEFITS

October 31, 2021

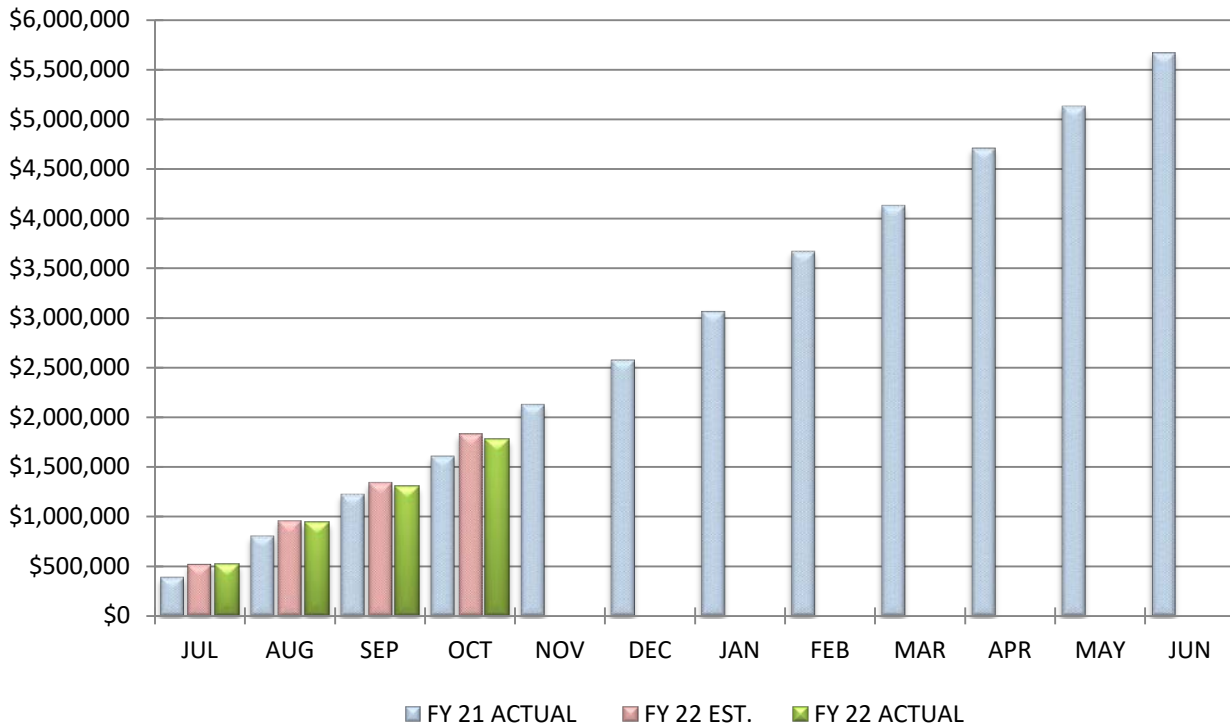
		<u>MONTH</u>		<u>YEAR-TO-DATE</u>
Actual Fringe Benefit Expenditures		\$859,421		\$3,828,524
Estimated Fringe Benefit Expenditures		\$912,425		\$3,892,958
Variance From Estimate	UNDER	(\$53,004)	UNDER	(\$64,434)
Variance From Estimate	UNDER	-5.81%	UNDER	-1.66%
Actual Prior Year		\$944,506		\$3,898,755
Total 2021-2022 Estimate				\$12,533,283
Percent Of Total Estimate Spent				30.55%
Percent Of Budget Year Completed		4 months		33.33%

COMMENTS: We are under our estimates both monthly and annually at this time. We noted previously that our wages and salaries are trending a little under estimates. This can also have an impact our retirement benefits and Medicare costs that are paid as a percentage of wages. In addition, we had updated enrollment file feeds to our insurance provider and had performed a monthly bill reconciliation and noted retired or resigned individuals were still in our September billing. Due to billing cycles for insurance, we had paid for the September billing, and in October, we received a credits back for the amounts billed in September, which reduced our overall benefits costs under the anticipated amount.

COMPARISON OF TOTAL MONTHLY PURCHASED SERVICES



COMPARISON OF TOTAL YEAR-TO-DATE PURCHASED SERVICES



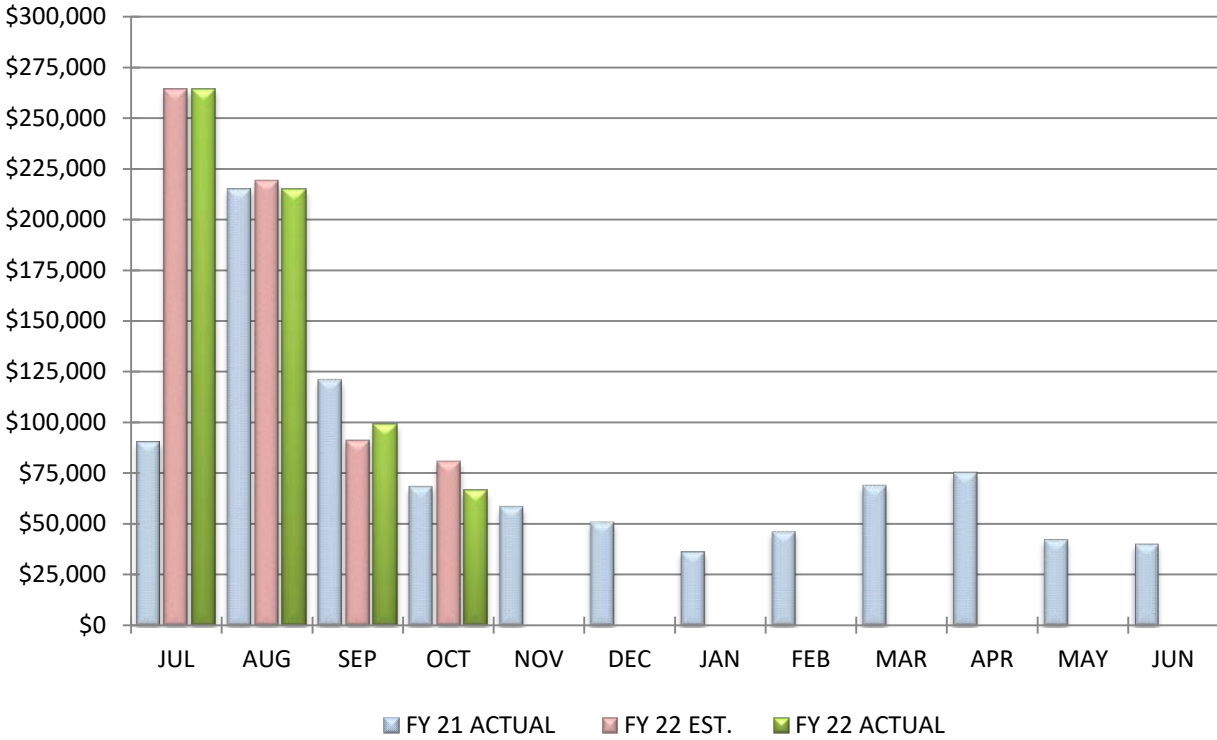
COMPARISON OF PURCHASED SERVICES

October 31, 2021

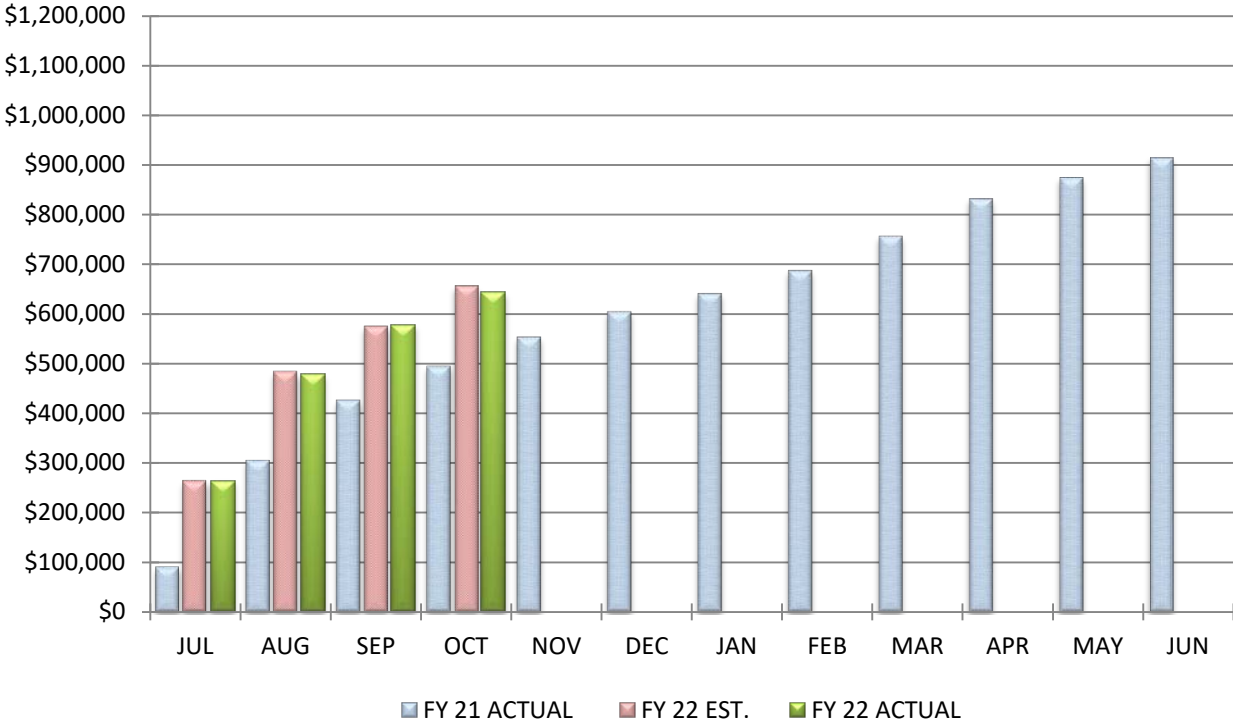
		MONTH		YEAR-TO-DATE
Actual Service Expenditures		\$475,374		\$1,778,381
Estimated Service Expenditures		\$490,690		\$1,830,605
Variance From Estimate	UNDER	(\$15,316)	UNDER	(\$52,224)
Variance From Estimate	UNDER	-3.12%	UNDER	-2.85%
Actual Prior Year		\$384,719		\$1,609,022
Total 2021-2022 Estimate				\$6,732,972
Percent Of Total Estimate Spent				26.41%
Percent Of Budget Year Completed			4 months	33.33%

COMMENTS: We are on target with our annual estimates and continue to have a favorable variance. There are several factors at play in our purchase services line. We are anticipating a significant increase in this expenditure area due to utilities on our new high school and athletic facilities as this will be an addition in this school year that we have not had for previous school years. Counteracting this increase and causing the favorable variance is having some educational support positions that we contract with the ESC of Central Ohio still being unfilled or being filled after the start of the school year and not being billed yet. A further impact on this budget area will be seen, both now and in the future, due to the changes in the state funding formula and how students are funded where they are educated. Just like was noted in the other revenues line, we have historically had to post an expenditure for items like open enrollment, community school transfers, scholarships and other state tuition programs. These deductions should no longer occur under the new formula. While we wait for the new formula to be rolled out we have attempted to account for these impacts in our budgeting, but this too is lending to favorable balance. With the November forecast update, we do plan to adjust this line for expected annual costs.

COMPARISON OF TOTAL MONTHLY SUPPLIES AND MATERIALS



COMPARISON OF TOTAL YEAR-TO-DATE SUPPLIES AND MATERIALS



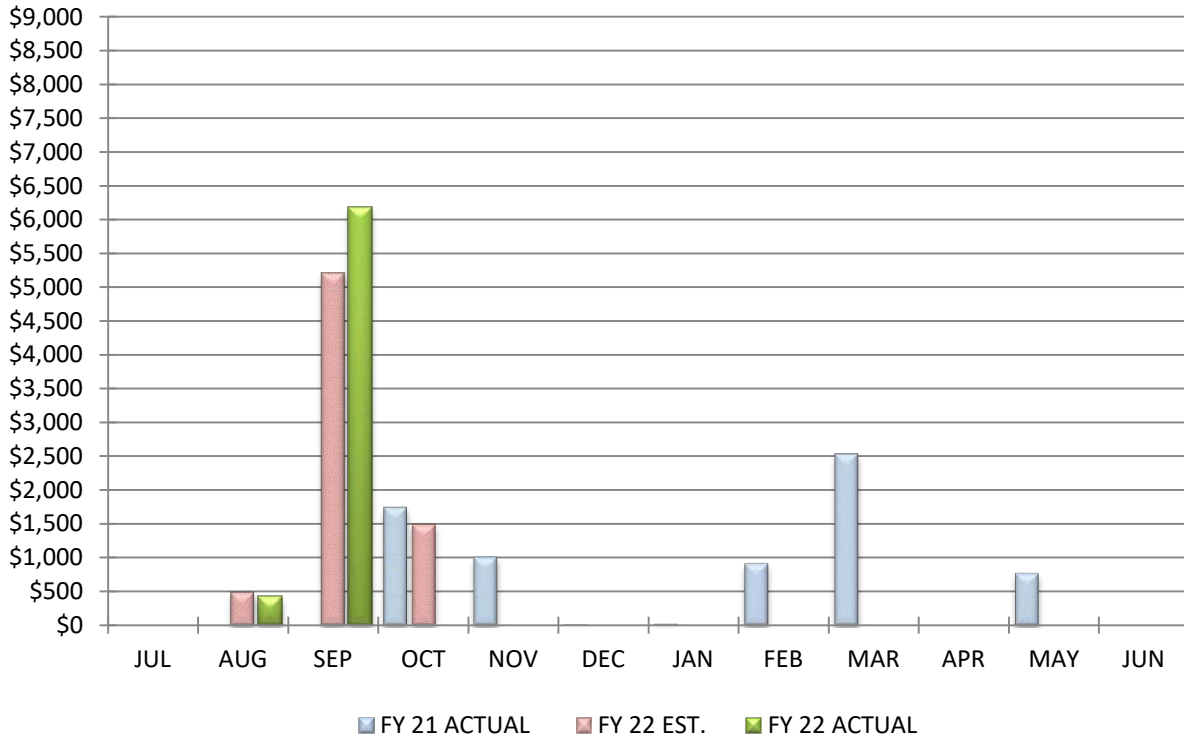
COMPARISON OF SUPPLIES AND MATERIALS

October 31, 2021

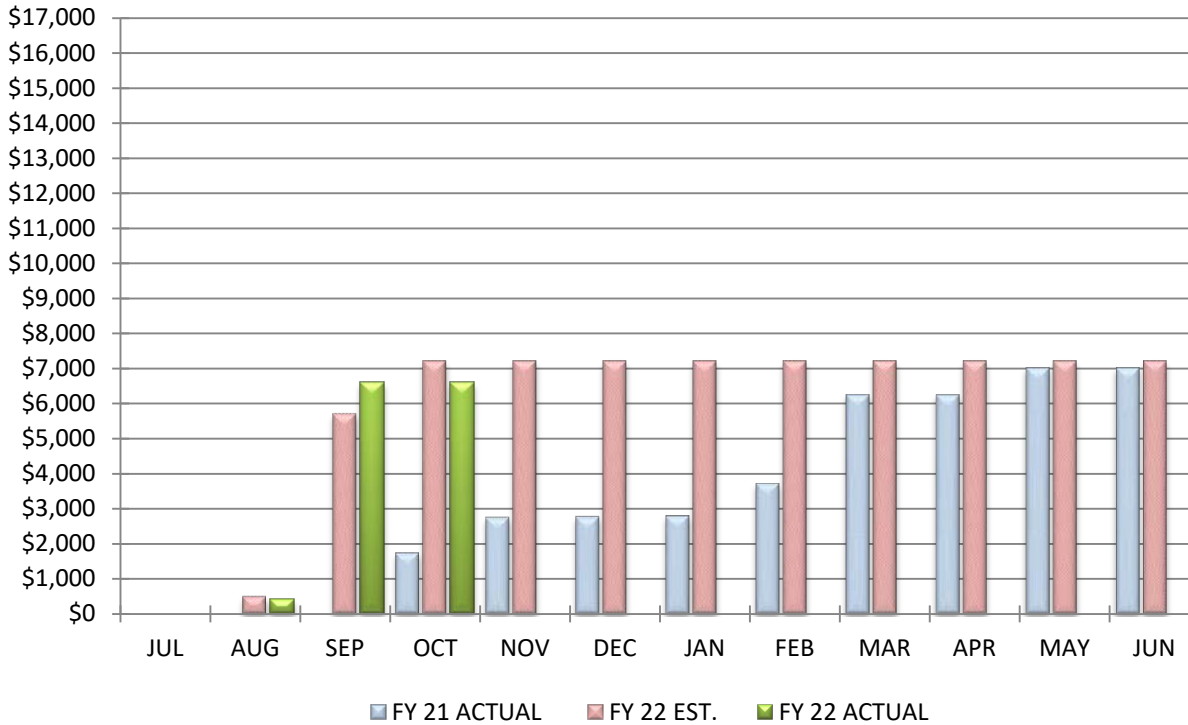
		<u>MONTH</u>		<u>YEAR-TO-DATE</u>
Actual Material Expenditures		\$66,096		\$643,837
Estimated Material Expenditures		\$81,040		\$655,295
Variance From Estimate	UNDER	(\$14,944)	UNDER	(\$11,458)
Variance From Estimate	UNDER	-18.44%	UNDER	-1.75%
Actual Prior Year		\$68,535		\$494,899
Total 2021-2022 Estimate				\$1,127,722
Percent Of Total Estimate Spent				57.09%
Percent Of Budget Year Completed		4 months		33.33%

COMMENTS: We are on target with our annual estimates but running slightly under projected costs. Supplies and materials can be subject to timing differences each year between with when invoices are received and when payments are needed to be made. We believe this is primarily the reason for our favorable variance at this time.

COMPARISON OF TOTAL MONTHLY CAPITAL OUTLAY



COMPARISON OF TOTAL YEAR-TO-DATE CAPITAL OUTLAY



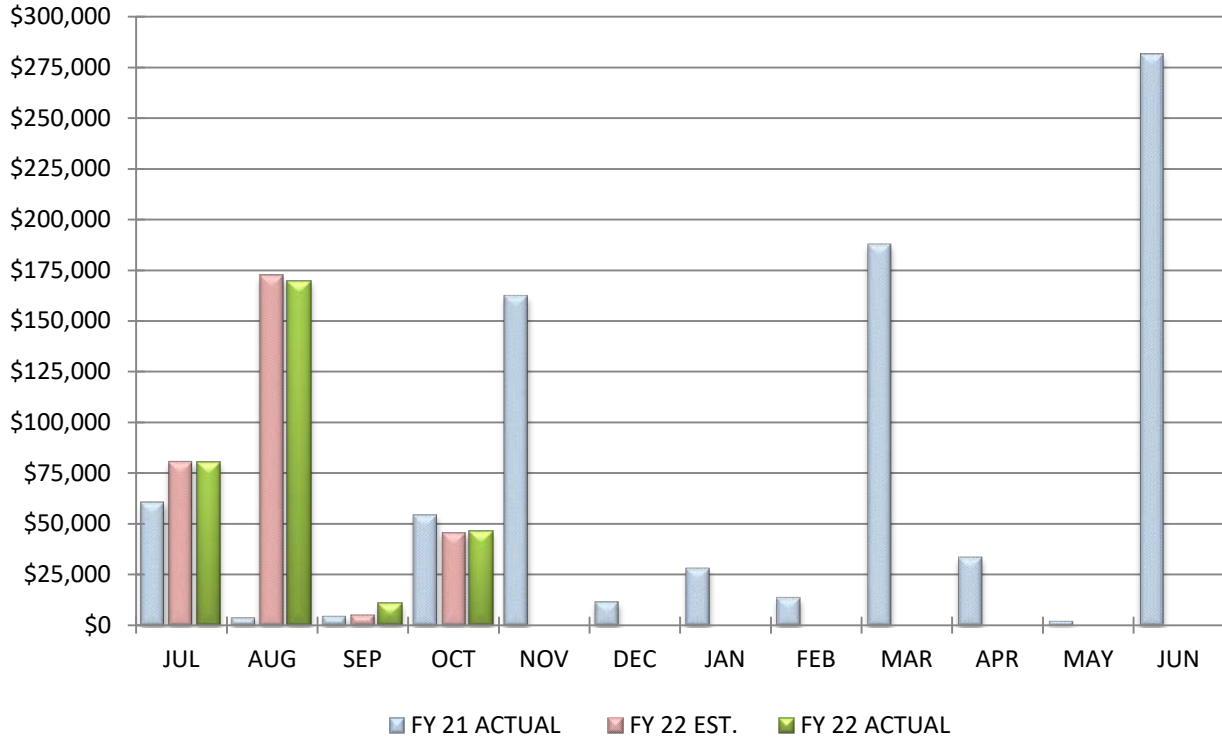
COMPARISON OF CAPITAL OUTLAY

October 31, 2021

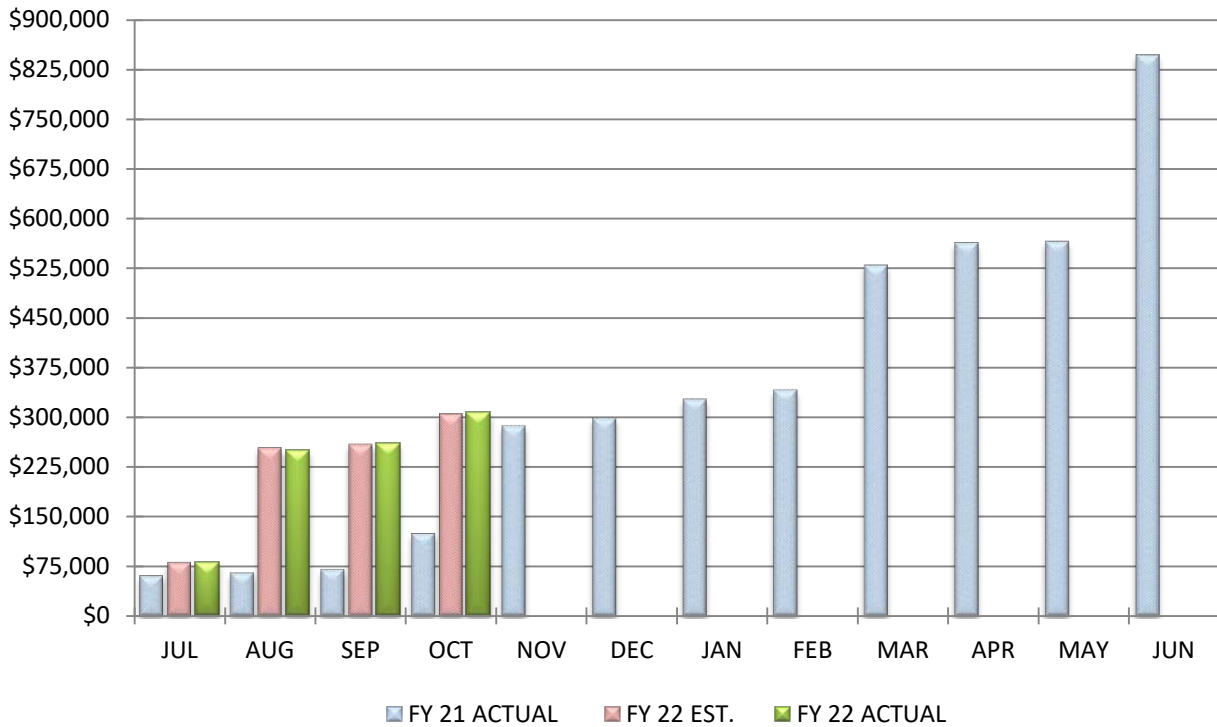
		<u>MONTH</u>		<u>YEAR-TO-DATE</u>
Actual Equipment Expenditures		\$0		\$6,598
Estimated Equipment Expenditures		\$1,500		\$7,200
Variance From Estimate	UNDER	(\$1,500)	UNDER	(\$602)
Variance From Estimate	UNDER	-100.00%	UNDER	-8.36%
Actual Prior Year		\$1,742		\$1,742
Total 2021-2022 Estimate				\$10,000
Percent Of Total Estimate Spent				65.98%
Percent Of Budget Year Completed			4 months	33.33%

COMMENTS: We are on target with our annual estimates.

COMPARISON OF TOTAL MONTHLY OTHER EXPENDITURE OBJECTS & OTHER FINANCING USES



COMPARISON OF TOTAL YEAR-TO-DATE OTHER EXPENDITURE OBJECTS & OTHER FINANCING USES



COMPARISON OF OTHER EXPENDITURE OBJECTS & OTHER FINANCING USES

October 31, 2021

		<u>MONTH</u>		<u>YEAR-TO-DATE</u>
Actual Other Expenditures		\$46,088		\$307,008
Estimated Other Expenditures		\$45,865		\$304,400
Variance From Estimate	OVER	\$223	OVER	\$2,608
Variance From Estimate	OVER	0.49%	OVER	0.86%
Actual Prior Year		\$54,697		\$124,566
Total 2021-2022 Estimate				\$586,486
Percent Of Total Estimate Spent				52.35%
Percent Of Budget Year Completed		4 months		33.33%

COMMENTS: We are on target with our annual estimates.



BIG WALNUT | INSPIRE
LOCAL SCHOOLS & GUIDE

RECEIPTS, EXPENDITURES, AND FUND BALANCES REPORT

AND

MONTHLY SUMMARY CHECK REGISTER

OCTOBER 2021 - RECEIPTS, EXPENDITURES, AND FUND BALANCES REPORT

Code	Fund Description	FY Beginning Balance	MTD Actual Receipts	FYTD Actual Receipts	MTD Expended	FYTD Expended	Current Balance	FY Encumbrances	FYTD Unencumbered
001	GENERAL	\$13,412,580.60	\$2,647,947.61	\$23,138,689.65	\$3,513,922.90	\$14,844,864.41	\$21,706,405.84	\$3,020,986.19	\$18,685,419.65
002	BOND RETIREMENT	5,658,379.48	0.00	4,396,983.52	0.00	49,657.82	10,005,705.18	9,349,733.49	655,971.69
003	PERMANENT IMPROVEMENT	1,292,222.40	106,500.00	693,850.34	381,738.55	766,122.35	1,219,950.39	421,457.57	798,492.82
004	BUILDING	27,057,383.59	1,827.75	157,040.06	3,406,515.87	12,434,837.20	14,779,586.45	12,558,751.71	2,220,834.74
006	FOOD SERVICE	2,665.99	366,670.44	723,990.20	199,746.17	785,679.61	(59,023.42)	325,242.21	(384,265.63)
012	ADULT EDUCATION	4,019.80	0.00	0.00	0.00	0.00	4,019.80	0.00	4,019.80
014	ROTARY-INTERNAL SERVICES	28,876.30	5,283.06	10,535.07	84.21	18,098.21	21,313.16	25,215.79	(3,902.63)
018	PUBLIC SCHOOL SUPPORT	111,989.50	2,051.50	13,880.18	2,722.74	17,723.61	108,146.07	9,917.69	98,228.38
019	OTHER GRANT	7,371.44	0.00	0.00	0.00	0.00	7,371.44	1,949.86	5,421.58
022	DISTRICT AGENCY	74,170.04	387.93	105,368.01	106,940.70	115,061.17	64,476.88	13,901.92	50,574.96
028	SPECIAL EDUCATION FUND	892.58	0.00	0.00	0.00	0.00	892.58	0.00	892.58
070	CAPITAL PROJECTS	113,119.03	0.00	912.53	0.00	0.00	114,031.56	12,575.60	101,455.96
200	STUDENT MANAGED ACTIVITY	147,532.99	6,595.65	23,837.75	2,200.24	10,654.05	160,716.69	92,388.21	68,348.48
300	DISTRICT MANAGED ACTIVITY	83,317.11	41,872.12	214,473.40	26,813.17	145,904.19	151,886.32	76,143.54	75,742.78
401	AUXILIARY SERVICES	89,080.87	3.54	70,942.62	36,521.60	171,181.30	(11,157.81)	51,808.78	(62,966.59)
451	DATA COMMUNICATION FUND	0.00	0.00	0.00	0.00	0.00	0.00	0.00	0.00
467	STUDENT WELLNESS AND SUCCESS FUND	144,195.09	0.00	0.00	11,504.05	45,789.64	98,405.45	2,177.18	96,228.27
499	MISCELLANEOUS STATE GRANT FUND	7,523.29	0.00	31,106.70	(281.88)	18,552.09	20,077.90	4,312.28	15,765.62
507	ELEMENTARY AND SECONDARY SCHOOL EMERGENCY RELIEF FUND	(99,059.96)	76,442.86	175,502.82	49,703.79	105,657.97	(29,215.11)	0.00	(29,215.11)
510	CORONA VIRUS RELIEF FUND	(2,575.39)	18,449.94	21,025.33	0.00	0.00	18,449.94	0.00	18,449.94
516	IDEA PART B GRANTS	(46,319.46)	78,652.20	247,597.60	42,484.15	221,930.05	(20,651.91)	67,910.00	(88,561.91)
551	LIMITED ENGLISH PROFICIENCY	0.00	0.00	0.00	0.00	0.00	0.00	0.00	0.00
572	TITLE I DISADVANTAGED CHILDREN	(14,524.59)	20,830.08	72,424.91	18,535.12	76,435.44	(18,535.12)	1,928.12	(20,463.24)
584	STUDENT SUPPORT AND ACADEMIC ENRICH-	0.00	357.37	357.37	238.22	476.48	(119.11)	0.00	(119.11)
587	IDEA PRESCHOOL-HANDICAPPED	(309.00)	4,406.53	4,784.53	2,838.64	5,894.85	(1,419.32)	0.00	(1,419.32)
590	IMPROVING TEACHER QUALITY	(1,870.92)	2,478.43	7,706.02	1,065.38	6,900.48	(1,065.38)	10,035.62	(11,101.00)
599	MISCELLANEOUS FED. GRANT FUND	(250.44)	0.00	0.00	0.00	(250.44)	0.00	0.00	0.00
Grand Total		\$48,070,410.34	\$3,380,757.01	\$30,111,008.61	\$7,803,293.62	\$29,841,170.48	\$48,340,248.47	\$26,046,415.76	\$22,293,632.71

Big Walnut Local Schools Disbursement Report-All prior to reconcile

Check #	Check Type	Vendor #	Primary Name	Date	Amount	Reconcile Date	Status	Void Date	Type
0	Electronic	900601	United Health Care Ins.(HRA)	10/11/2021	\$ 182.24		OUTSTANDING		ACCOUNTS_PAYA BLE
0	Electronic	900001	PNC Bank - Visa	10/13/2021	13,796.46		OUTSTANDING		ACCOUNTS_PAYA BLE
0	Check	793193	City Electric Supply Company	10/13/2021	394.46		VOID	10/14/2021	ACCOUNTS_PAYA BLE
0	Electronic	920000	SCHOOL EMPLOYEES	10/15/2021	1,100,140.87		OUTSTANDING		PAYROLL
0	Electronic	920000	SCHOOL EMPLOYEES	10/19/2021	38,761.18		OUTSTANDING		ACCOUNTS_PAYA BLE
0	Electronic	900500	Payroll Account	10/19/2021	32,624.65		OUTSTANDING		ACCOUNTS_PAYA BLE
0	Electronic	910000	STATE TEACHERS	10/19/2021	115,699.93		OUTSTANDING		ACCOUNTS_PAYA BLE
0	Electronic	900035	Arbitrator Pay Trust Account	10/22/2021	4,830.00		OUTSTANDING		ACCOUNTS_PAYA BLE
0	Electronic	900500	Payroll Account	10/29/2021	1,111,342.04		OUTSTANDING		PAYROLL
0	Electronic	900500	Payroll Account	10/29/2021	32,769.21		OUTSTANDING		ACCOUNTS_PAYA BLE
0	Electronic	900025	Dearborn Life Insurance Co	10/29/2021	1,508.58		OUTSTANDING		ACCOUNTS_PAYA BLE
0	Electronic	920000	SCHOOL EMPLOYEES	10/29/2021	51,386.82		OUTSTANDING		ACCOUNTS_PAYA BLE
0	Electronic	910000	STATE TEACHERS	10/29/2021	136,358.07		OUTSTANDING		ACCOUNTS_PAYA BLE
0	Electronic	900600	United Health Care Insurance	10/29/2021	545,657.14		OUTSTANDING		ACCOUNTS_PAYA BLE
0	Electronic	900800	Delta Dental Plan of Ohio, Inc	10/29/2021	12,628.79		OUTSTANDING		ACCOUNTS_PAYA BLE
125581	Check	177	Scholastic Magazines	10/13/2021	3,049.44		OUTSTANDING		ACCOUNTS_PAYA BLE
125582	Check	737	School Health Corporation	10/13/2021	136.07		OUTSTANDING		ACCOUNTS_PAYA BLE
125583	Check	1039	Hobart Corporation	10/13/2021	1,490.75		OUTSTANDING		ACCOUNTS_PAYA BLE
125584	Check	1046	KE-WA-PA SALES & SERVICE	10/13/2021	1,851.01		OUTSTANDING		ACCOUNTS_PAYA BLE
125585	Check	1064	Multi Ventures Limited	10/13/2021	27,372.00		OUTSTANDING		ACCOUNTS_PAYA BLE
125586	Check	1115	Del-Co Water Co.	10/13/2021	5,651.25		OUTSTANDING		ACCOUNTS_PAYA BLE
125587	Check	1536	Transportation Accessories Co	10/13/2021	171.88		OUTSTANDING		ACCOUNTS_PAYA BLE
125588	Check	1557	TruckPro, LLC	10/13/2021	1,733.54		OUTSTANDING		ACCOUNTS_PAYA BLE
125589	Check	1576	Pickaway County ESC	10/13/2021	180.00		OUTSTANDING		ACCOUNTS_PAYA BLE
125590	Check	2038	Gordon Food Service	10/13/2021	70,298.32		OUTSTANDING		ACCOUNTS_PAYA BLE
125591	Check	3036	NASCO	10/13/2021	382.90		OUTSTANDING		ACCOUNTS_PAYA BLE

Big Walnut Local Schools Disbursement Report-All prior to reconcile

Check #	Check Type	Vendor #	Primary Name	Date	Amount	Reconcile Date	Status	Void Date	Type
125592	Check	3064	Ward's Science	10/13/2021	\$ 365.55		OUTSTANDING		ACCOUNTS_PAYA BLE
125593	Check	3137	Tristar Transportation Co	10/13/2021	17,982.40		OUTSTANDING		ACCOUNTS_PAYA BLE
125594	Check	3231	FLINN SCIENTIFIC, INC.	10/13/2021	855.91		OUTSTANDING		ACCOUNTS_PAYA BLE
125595	Check	4154	GOPHER SPORT	10/13/2021	147.28		OUTSTANDING		ACCOUNTS_PAYA BLE
125596	Check	4290	School Specialty, Inc.	10/13/2021	71.70		OUTSTANDING		ACCOUNTS_PAYA BLE
125597	Check	5171	Perma-Bound Books	10/13/2021	123.37		OUTSTANDING		ACCOUNTS_PAYA BLE
125598	Check	5183	Apple Computer, Inc.	10/13/2021	118.00		OUTSTANDING		ACCOUNTS_PAYA BLE
125599	Check	5237	ESC of Central Ohio	10/13/2021	25,033.80		OUTSTANDING		ACCOUNTS_PAYA BLE
125600	Check	5534	META - Marion Office	10/13/2021	9,903.54		OUTSTANDING		ACCOUNTS_PAYA BLE
125601	Check	5667	OASBO - Ohio Assoc. of School	10/13/2021	100.00		OUTSTANDING		ACCOUNTS_PAYA BLE
125602	Check	5830	Lakeshore Learning Materials	10/13/2021	186.97		OUTSTANDING		ACCOUNTS_PAYA BLE
125603	Check	6335	Verizon Wireless	10/13/2021	376.15		OUTSTANDING		ACCOUNTS_PAYA BLE
125604	Check	6471	Cardinal Bus Sales &	10/13/2021	844.37		OUTSTANDING		ACCOUNTS_PAYA BLE
125605	Check	6894	Cox, Matthew J.	10/13/2021	22.68		OUTSTANDING		ACCOUNTS_PAYA BLE
125606	Check	7028	Thomas Worthington High School	10/13/2021	300.00		OUTSTANDING		ACCOUNTS_PAYA BLE
125607	Check	7391	OCLRE	10/13/2021	165.00		OUTSTANDING		ACCOUNTS_PAYA BLE
125608	Check	7852	Really Good Stuff, LLC	10/13/2021	408.19		OUTSTANDING		ACCOUNTS_PAYA BLE
125609	Check	8248	Dawson, Katherine	10/13/2021	95.00		OUTSTANDING		ACCOUNTS_PAYA BLE
125610	Check	8551	Professional Binding Products	10/13/2021	508.80		OUTSTANDING		ACCOUNTS_PAYA BLE
125611	Check	8898	Office Depot Dept #34063345	10/13/2021	2,535.58		OUTSTANDING		ACCOUNTS_PAYA BLE
125612	Check	70182	WORTHINGTON DIRECT	10/13/2021	227.94		OUTSTANDING		ACCOUNTS_PAYA BLE
125613	Check	70203	Music & Arts Center	10/13/2021	1,473.28		OUTSTANDING		ACCOUNTS_PAYA BLE
125614	Check	75214	Pizza Hut	10/13/2021	2,100.00		OUTSTANDING		ACCOUNTS_PAYA BLE
125615	Check	711170	Heavy Duty Service	10/13/2021	350.00		OUTSTANDING		ACCOUNTS_PAYA BLE

Big Walnut Local Schools Disbursement Report-All prior to reconcile

Check #	Check Type	Vendor #	Primary Name	Date	Amount	Reconcile Date	Status	Void Date	Type
125616	Check	723802	E A I Education	10/13/2021	\$ 15.95		OUTSTANDING		ACCOUNTS_PAYA BLE
125617	Check	789620	Buckeye Bleacher Repair, Inc	10/13/2021	3,100.00		OUTSTANDING		ACCOUNTS_PAYA BLE
125618	Check	789765	Kimball Midwest	10/13/2021	134.52		OUTSTANDING		ACCOUNTS_PAYA BLE
125619	Check	789799	Adams, Michael	10/13/2021	95.00		OUTSTANDING		ACCOUNTS_PAYA BLE
125620	Check	789907	Kim Hoessly Piano Tuning	10/13/2021	200.00		OUTSTANDING		ACCOUNTS_PAYA BLE
125621	Check	790326	Friends Office	10/13/2021	275.27		OUTSTANDING		ACCOUNTS_PAYA BLE
125622	Check	790367	Strategic Management Solutions	10/13/2021	7,960.88		OUTSTANDING		ACCOUNTS_PAYA BLE
125623	Check	790397	Big Walnut Girls Basketball	10/13/2021	900.00		OUTSTANDING		ACCOUNTS_PAYA BLE
125624	Check	790561	NASSP	10/13/2021	385.00		OUTSTANDING		ACCOUNTS_PAYA BLE
125625	Check	790835	COLUMBUS PERCUSSION	10/13/2021	351.73		OUTSTANDING		ACCOUNTS_PAYA BLE
125626	Check	791262	Blick Art Materials	10/13/2021	2,427.71		OUTSTANDING		ACCOUNTS_PAYA BLE
125627	Check	791495	Professional Speech Services	10/13/2021	46,170.00		OUTSTANDING		ACCOUNTS_PAYA BLE
125628	Check	791604	Collett, Jeanne	10/13/2021	36.96		OUTSTANDING		ACCOUNTS_PAYA BLE
125629	Check	792107	Great America Leasing Corp	10/13/2021	784.17		OUTSTANDING		ACCOUNTS_PAYA BLE
125630	Check	792286	Britenstine Environmental	10/13/2021	968.45		OUTSTANDING		ACCOUNTS_PAYA BLE
125631	Check	792344	Learning A-Z	10/13/2021	756.00		OUTSTANDING		ACCOUNTS_PAYA BLE
125632	Check	792393	State Security, LLC	10/13/2021	3,430.00		OUTSTANDING		ACCOUNTS_PAYA BLE
125633	Check	792443	Batteries Plus	10/13/2021	229.92		OUTSTANDING		ACCOUNTS_PAYA BLE
125634	Check	792556	Consolidated Electric Coop Inc	10/13/2021	41,327.69		OUTSTANDING		ACCOUNTS_PAYA BLE
125635	Check	792580	Select Fire Protection LLC	10/13/2021	2,225.00		OUTSTANDING		ACCOUNTS_PAYA BLE
125636	Check	792640	Beem's BP Distributing, Inc.	10/13/2021	23,516.13		OUTSTANDING		ACCOUNTS_PAYA BLE
125637	Check	792938	Voss Bros. Sales & Rental	10/13/2021	25.90		OUTSTANDING		ACCOUNTS_PAYA BLE
125638	Check	793002	Ace Hardware	10/13/2021	15.18		OUTSTANDING		ACCOUNTS_PAYA BLE
125639	Check	793023	Phonak, LLC	10/13/2021	178.99		OUTSTANDING		ACCOUNTS_PAYA BLE
125640	Check	793094	Johnson-Stuber,	10/13/2021	23.07		OUTSTANDING		ACCOUNTS_PAYA BLE

Big Walnut Local Schools Disbursement Report-All prior to reconcile

Check #	Check Type	Vendor #	Primary Name	Date	Amount	Reconcile Date	Status	Void Date	Type
125641	Check	793254	Christie Eugene A. Guglielmi	10/13/2021	\$ 560.00		OUTSTANDING		BLE ACCOUNTS_PAYA
125642	Check	793465	Unifirst Corporation	10/13/2021	113.86		OUTSTANDING		BLE ACCOUNTS_PAYA
125643	Check	793649	Franklin Computer Svcs Group	10/13/2021	22,840.34		VOID	10/14/2021	BLE ACCOUNTS_PAYA
125644	Check	793710	Rush Truck Centers of Ohio, Inc.	10/13/2021	399.32		OUTSTANDING		BLE ACCOUNTS_PAYA
125645	Check	793738	Washington Auto Parts Inc.	10/13/2021	471.66		OUTSTANDING		BLE ACCOUNTS_PAYA
125646	Check	793799	Extra Packaging, Corp.	10/13/2021	675.00		OUTSTANDING		BLE ACCOUNTS_PAYA
125647	Check	793894	United Dairy, Inc.	10/13/2021	13,769.66		OUTSTANDING		BLE ACCOUNTS_PAYA
125648	Check	793955	Franklin Art Glass Studios Inc	10/13/2021	214.06		OUTSTANDING		BLE ACCOUNTS_PAYA
125649	Check	793975	Haer, Jennilyn	10/13/2021	22.35		OUTSTANDING		BLE ACCOUNTS_PAYA
125650	Check	794068	Roger E. Howard	10/13/2021	9,811.11		OUTSTANDING		BLE ACCOUNTS_PAYA
125651	Check	794306	Otterbein University	10/13/2021	1,063.75		OUTSTANDING		BLE ACCOUNTS_PAYA
125652	Check	794517	Explain My Benefits, LLC	10/13/2021	1,832.25		OUTSTANDING		BLE ACCOUNTS_PAYA
125653	Check	794556	Boundless Behavioral HealthInc	10/13/2021	5,397.00		OUTSTANDING		BLE ACCOUNTS_PAYA
125654	Check	794617	Vituccio, Meghan	10/13/2021	14.56		OUTSTANDING		BLE ACCOUNTS_PAYA
125655	Check	794689	Brown Supply Co.	10/13/2021	2,824.59		OUTSTANDING		BLE ACCOUNTS_PAYA
125656	Check	794833	Asset Genie, Inc.	10/13/2021	0.00		OUTSTANDING		BLE ACCOUNTS_PAYA
125657	Check	794884	ASCD - Assoc for Supervision &	10/13/2021	1,121.00		OUTSTANDING		BLE ACCOUNTS_PAYA
125658	Check	794925	Achieve3000, Inc.	10/13/2021	4,326.00		OUTSTANDING		BLE ACCOUNTS_PAYA
125659	Check	795078	Barnes & Noble College	10/13/2021	84.67		OUTSTANDING		BLE ACCOUNTS_PAYA
125660	Check	795116	R & R Services Plus LLC	10/13/2021	1,100.00		OUTSTANDING		BLE ACCOUNTS_PAYA
125661	Check	795140	Division 7 Roofing	10/13/2021	370.00		OUTSTANDING		BLE ACCOUNTS_PAYA
125662	Check	795250	AEP - Pole Rental only	10/13/2021	834.33		OUTSTANDING		BLE ACCOUNTS_PAYA
125663	Check	795283	PaySchools	10/13/2021	8,430.00		OUTSTANDING		BLE ACCOUNTS_PAYA

Big Walnut Local Schools Disbursement Report-All prior to reconcile

Check #	Check Type	Vendor #	Primary Name	Date	Amount	Reconcile Date	Status	Void Date	Type
125664	Check	795321	Sunbelt Rentals, Inc.	10/13/2021	\$ 360.32		OUTSTANDING		ACCOUNTS_PAYA BLE
125665	Check	795339	Whiteside, Justin	10/13/2021	114.00		OUTSTANDING		ACCOUNTS_PAYA BLE
125666	Check	795379	Waterlogic USA Inc.	10/13/2021	351.77		OUTSTANDING		ACCOUNTS_PAYA BLE
125667	Check	795449	J & J Enterprises-Westerville	10/13/2021	50.21		OUTSTANDING		ACCOUNTS_PAYA BLE
125668	Check	795502	VEX Robotics, Inc.	10/13/2021	152.66		OUTSTANDING		ACCOUNTS_PAYA BLE
125669	Check	795548	Reach Educational Services	10/13/2021	6,426.00		OUTSTANDING		ACCOUNTS_PAYA BLE
125670	Check	795553	Background InvestigationBureau	10/13/2021	505.75		OUTSTANDING		ACCOUNTS_PAYA BLE
125671	Check	795558	Language Line Services, Inc.	10/13/2021	45.17		OUTSTANDING		ACCOUNTS_PAYA BLE
125672	Check	795601	Fisher, Ashley	10/13/2021	17.12		OUTSTANDING		ACCOUNTS_PAYA BLE
125673	Check	795654	Mark Cantrell Plumbing	10/13/2021	6,398.00		OUTSTANDING		ACCOUNTS_PAYA BLE
125674	Check	795667	Flourish Integrated Therapy, LLC	10/13/2021	500.00		OUTSTANDING		ACCOUNTS_PAYA BLE
125675	Check	795712	Hard Eight LLC	10/13/2021	1,635.00		OUTSTANDING		ACCOUNTS_PAYA BLE
125676	Check	795723	Thoughtful Learning	10/13/2021	1,630.90		OUTSTANDING		ACCOUNTS_PAYA BLE
125677	Check	795857	Plummer, Justin A	10/13/2021	59.81		OUTSTANDING		ACCOUNTS_PAYA BLE
125678	Check	795892	Sharron Group, Inc. DBA: Buckeye Western Star	10/13/2021	617.64		OUTSTANDING		ACCOUNTS_PAYA BLE
125679	Check	795902	Concord Theatricals Corp	10/13/2021	420.00		VOID	10/28/2021	ACCOUNTS_PAYA BLE
125680	Check	991478	Holden II, George S.	10/13/2021	228.00		OUTSTANDING		ACCOUNTS_PAYA BLE
125681	Check	991538	TP Mechanical Contractors, Inc.	10/13/2021	2,990.00		OUTSTANDING		ACCOUNTS_PAYA BLE
125682	Check	991547	The K Company, Inc.	10/13/2021	1,580.00		OUTSTANDING		ACCOUNTS_PAYA BLE
125683	Check	991658	Chardon Laboratories, Inc.	10/13/2021	665.00		OUTSTANDING		ACCOUNTS_PAYA BLE
125684	Check	991660	ATECH FIRE SERVICES	10/13/2021	395.00		OUTSTANDING		ACCOUNTS_PAYA BLE
125685	Check	991682	Anderson, Alexandra	10/13/2021	44.02		OUTSTANDING		ACCOUNTS_PAYA BLE
125686	Check	991689	Laubacher, Morgan J	10/13/2021	114.00		OUTSTANDING		ACCOUNTS_PAYA BLE
125687	Check	991690	Clark, Alyssa	10/13/2021	83.27		OUTSTANDING		ACCOUNTS_PAYA BLE

Big Walnut Local Schools Disbursement Report-All prior to reconcile

Check #	Check Type	Vendor #	Primary Name	Date	Amount	Reconcile Date	Status	Void Date	Type
125688	Check	991696	Smith, Robert W.	10/13/2021	\$ 3,378.99		OUTSTANDING		BLE ACCOUNTS_PAYA
125689	Check	793649	Franklin Computer Svcs Group	10/14/2021	19,027.34		OUTSTANDING		BLE ACCOUNTS_PAYA
125690	Check	132	Wolf, Mary B.	10/21/2021	90.00		OUTSTANDING		ACCOUNTS_PAYA BLE
125691	Check	177	Scholastic Magazines	10/21/2021	141.50		OUTSTANDING		ACCOUNTS_PAYA BLE
125692	Check	753	Bent Tree Golf Club	10/21/2021	810.00		OUTSTANDING		ACCOUNTS_PAYA BLE
125693	Check	1046	KE-WA-PA SALES & SERVICE	10/21/2021	511.36		OUTSTANDING		ACCOUNTS_PAYA BLE
125694	Check	2038	Gordon Food Service	10/21/2021	14,567.17		OUTSTANDING		ACCOUNTS_PAYA BLE
125695	Check	2502	VILLAGE OF SUNBURY	10/21/2021	7,267.08		OUTSTANDING		ACCOUNTS_PAYA BLE
125696	Check	2503	Columbia Gas Of Ohio	10/21/2021	2,969.30		OUTSTANDING		ACCOUNTS_PAYA BLE
125697	Check	3036	NASCO	10/21/2021	420.40		OUTSTANDING		ACCOUNTS_PAYA BLE
125698	Check	3137	Tristar Transportation Co	10/21/2021	8,519.38		OUTSTANDING		ACCOUNTS_PAYA BLE
125699	Check	4154	GOPHER SPORT	10/21/2021	179.35		OUTSTANDING		ACCOUNTS_PAYA BLE
125700	Check	5237	ESC of Central Ohio	10/21/2021	101.20		OUTSTANDING		ACCOUNTS_PAYA BLE
125701	Check	5667	OASBO - Ohio Assoc. of School	10/21/2021	100.00		OUTSTANDING		ACCOUNTS_PAYA BLE
125702	Check	6083	Ohio School Bus Mechanics	10/21/2021	430.00		OUTSTANDING		ACCOUNTS_PAYA BLE
125703	Check	6457	Delaware County Sheriff's Offc	10/21/2021	4,971.58		OUTSTANDING		ACCOUNTS_PAYA BLE
125704	Check	6550	Central Restaurant Products	10/21/2021	6,575.00		OUTSTANDING		ACCOUNTS_PAYA BLE
125705	Check	6562	ROYAL AMERICAN LINKS	10/21/2021	405.00		OUTSTANDING		ACCOUNTS_PAYA BLE
125706	Check	7256	OATCCC	10/21/2021	50.00		OUTSTANDING		ACCOUNTS_PAYA BLE
125707	Check	8898	Office Depot Dept #34063345	10/21/2021	914.16		OUTSTANDING		ACCOUNTS_PAYA BLE
125708	Check	70203	Music & Arts Center	10/21/2021	835.95		OUTSTANDING		ACCOUNTS_PAYA BLE
125709	Check	70914	MEDCO Sports Medicine	10/21/2021	64.56		OUTSTANDING		ACCOUNTS_PAYA BLE
125710	Check	725013	Inscho, Diana	10/21/2021	71.10		OUTSTANDING		ACCOUNTS_PAYA BLE

Big Walnut Local Schools Disbursement Report-All prior to reconcile

Check #	Check Type	Vendor #	Primary Name	Date	Amount	Reconcile Date	Status	Vofid Date	Type
125711	Check	732581	Galapagos; dba Sportdecals, Inc.	10/21/2021	\$ 828.80		OUTSTANDING		ACCOUNTS_PAYA BLE
125712	Check	789683	Hay, Melissa	10/21/2021	300.00		OUTSTANDING		ACCOUNTS_PAYA BLE
125713	Check	789712	Leinweber, Nicole	10/21/2021	137.59		OUTSTANDING		ACCOUNTS_PAYA BLE
125714	Check	789786	McDonough, Christina	10/21/2021	187.50		OUTSTANDING		ACCOUNTS_PAYA BLE
125715	Check	790101	MEAD, MARK	10/21/2021	247.00		OUTSTANDING		ACCOUNTS_PAYA BLE
125716	Check	790326	Friends Office	10/21/2021	209.48		OUTSTANDING		ACCOUNTS_PAYA BLE
125717	Check	790712	McCann, Michael	10/21/2021	375.00		OUTSTANDING		ACCOUNTS_PAYA BLE
125718	Check	790888	Matt Ryan Mobile DJ	10/21/2021	375.00		OUTSTANDING		ACCOUNTS_PAYA BLE
125719	Check	791051	Auditor of State	10/21/2021	5,641.00		OUTSTANDING		ACCOUNTS_PAYA BLE
125720	Check	792275	FRANK, ALAN	10/21/2021	119.84		OUTSTANDING		ACCOUNTS_PAYA BLE
125721	Check	792393	State Security, LLC	10/21/2021	1,620.50		OUTSTANDING		ACCOUNTS_PAYA BLE
125722	Check	792834	Graven, Katherine	10/21/2021	705.00		OUTSTANDING		ACCOUNTS_PAYA BLE
125723	Check	792842	Erjavec, Erin	10/21/2021	352.50		OUTSTANDING		ACCOUNTS_PAYA BLE
125724	Check	792938	Voss Bros. Sales & Rental	10/21/2021	209.06		OUTSTANDING		ACCOUNTS_PAYA BLE
125725	Check	793117	Meacham, Christopher Allen	10/21/2021	247.00		OUTSTANDING		ACCOUNTS_PAYA BLE
125726	Check	793450	Longshore, Ashley	10/21/2021	148.50		OUTSTANDING		ACCOUNTS_PAYA BLE
125727	Check	793894	United Dairy, Inc.	10/21/2021	2,675.66		OUTSTANDING		ACCOUNTS_PAYA BLE
125728	Check	793975	Haer, Jennilyn	10/21/2021	739.50		OUTSTANDING		ACCOUNTS_PAYA BLE
125729	Check	794054	Pentello, Kelly	10/21/2021	862.50		OUTSTANDING		ACCOUNTS_PAYA BLE
125730	Check	794055	Zirillo, Beth	10/21/2021	445.50		OUTSTANDING		ACCOUNTS_PAYA BLE
125731	Check	794374	Boehm, Dawn	10/21/2021	30.63		OUTSTANDING		ACCOUNTS_PAYA BLE
125732	Check	794438	Depugh, Kaitlyn N.	10/21/2021	570.00		OUTSTANDING		ACCOUNTS_PAYA BLE
125733	Check	794496	Nigl, Casandra	10/21/2021	832.50		OUTSTANDING		ACCOUNTS_PAYA BLE
125734	Check	795030	TWHS Bowling Club	10/21/2021	250.00		OUTSTANDING		ACCOUNTS_PAYA BLE
125735	Check	795116	R & R Services Plus LLC	10/21/2021	925.00		OUTSTANDING		ACCOUNTS_PAYA BLE

Big Walnut Local Schools Disbursement Report-All prior to reconcile

Check #	Check Type	Vendor #	Primary Name	Date	Amount	Reconcile Date	Status	Void Date	Type
125736	Check	795117	CenturyLink - Pole Rental only	10/21/2021	\$ 360.00		OUTSTANDING		ACCOUNTS_PAYA BLE
125737	Check	795181	Time Warner/Spectrum Enterpris	10/21/2021	571.27		OUTSTANDING		ACCOUNTS_PAYA BLE
125738	Check	795220	PDQ.COM Corporation	10/21/2021	900.00		OUTSTANDING		ACCOUNTS_PAYA BLE
125739	Check	795277	Ainsworth, Jenny A	10/21/2021	187.50		OUTSTANDING		ACCOUNTS_PAYA BLE
125740	Check	795298	Big Walnut Apparel	10/21/2021	483.00		OUTSTANDING		ACCOUNTS_PAYA BLE
125741	Check	795317	Mahle, Heather	10/21/2021	250.00		OUTSTANDING		ACCOUNTS_PAYA BLE
125742	Check	795337	Multi-Health Systems, Inc.	10/21/2021	240.00		OUTSTANDING		ACCOUNTS_PAYA BLE
125743	Check	795339	Whiteside, Justin	10/21/2021	484.50		OUTSTANDING		ACCOUNTS_PAYA BLE
125744	Check	795449	J & J Enterprises-Westerville	10/21/2021	177.83		OUTSTANDING		ACCOUNTS_PAYA BLE
125745	Check	795468	Rowe, Kelly	10/21/2021	1,182.50		OUTSTANDING		ACCOUNTS_PAYA BLE
125746	Check	795493	Snyder, David	10/21/2021	135.00		OUTSTANDING		ACCOUNTS_PAYA BLE
125747	Check	795553	Background InvestigationBureau	10/21/2021	505.75		OUTSTANDING		ACCOUNTS_PAYA BLE
125748	Check	795712	Hard Eight LLC	10/21/2021	1,985.00		OUTSTANDING		ACCOUNTS_PAYA BLE
125749	Check	795807	DeLoss, Lindsey	10/21/2021	855.00		OUTSTANDING		ACCOUNTS_PAYA BLE
125750	Check	795823	Hutras, Jennifer	10/21/2021	555.00		OUTSTANDING		ACCOUNTS_PAYA BLE
125751	Check	795824	Wood, DeAnne	10/21/2021	550.00		OUTSTANDING		ACCOUNTS_PAYA BLE
125752	Check	795866	Mount Vernon Nazarene	10/21/2021	200.00		OUTSTANDING		ACCOUNTS_PAYA BLE
125753	Check	795897	Segars, Beverly	10/21/2021	229.50		OUTSTANDING		ACCOUNTS_PAYA BLE
125754	Check	991478	Holden II, George S.	10/21/2021	361.00		OUTSTANDING		ACCOUNTS_PAYA BLE
125755	Check	991500	Price, Sarah	10/21/2021	2,672.40		OUTSTANDING		ACCOUNTS_PAYA BLE
125756	Check	991545	Conte, Hannah	10/21/2021	2,979.00		OUTSTANDING		ACCOUNTS_PAYA BLE
125757	Check	991585	Sedgwick Claim Management Services, Inc.	10/21/2021	1,710.00		OUTSTANDING		ACCOUNTS_PAYA BLE
125758	Check	991607	Haskins, Christina	10/21/2021	19.88		OUTSTANDING		ACCOUNTS_PAYA BLE
125759	Check	991615	Smith,	10/21/2021	247.00		OUTSTANDING		ACCOUNTS_PAYA BLE

Big Walnut Local Schools Disbursement Report-All prior to reconcile

Check #	Check Type	Vendor #	Primary Name	Date	Amount	Reconcile Date	Status	Void Date	Type
125760	Check	991667	Christopher L. Plemmons, Cailey	10/21/2021	\$ 1,745.01		OUTSTANDING		BLE ACCOUNTS_PAYA
125761	Check	991689	Laubacher, Morgan J	10/21/2021	114.00		OUTSTANDING		BLE ACCOUNTS_PAYA
125762	Check	991706	International Dental Supply	10/21/2021	1,174.00		OUTSTANDING		BLE ACCOUNTS_PAYA
125763	Check	991710	Monarch Athletic Association	10/21/2021	50.00		OUTSTANDING		BLE ACCOUNTS_PAYA
125764	Check	991713	Michigan Playgrounds LLC	10/21/2021	1,693.40		OUTSTANDING		BLE ACCOUNTS_PAYA
125765	Check	791051	Auditor of State	10/22/2021	7,072.50		OUTSTANDING		BLE ACCOUNTS_PAYA
125766	Check	795555	Gilbane Building Company	10/27/2021	3,571,750.67		OUTSTANDING		BLE ACCOUNTS_PAYA
125767	Check	122	Lieurance, Margaret A	10/28/2021	15.12		OUTSTANDING		BLE ACCOUNTS_PAYA
125768	Check	703	Pepsi Cola Bottling Co	10/28/2021	64.20		OUTSTANDING		BLE ACCOUNTS_PAYA
125769	Check	1008	Rumpke of Ohio, Inc.	10/28/2021	4,012.23		OUTSTANDING		BLE ACCOUNTS_PAYA
125770	Check	1046	KE-WA-PA SALES & SERVICE	10/28/2021	151.44		OUTSTANDING		BLE ACCOUNTS_PAYA
125771	Check	1115	Del-Co Water Co.	10/28/2021	264.16		OUTSTANDING		BLE ACCOUNTS_PAYA
125772	Check	2038	Gordon Food Service	10/28/2021	6,236.13		OUTSTANDING		BLE ACCOUNTS_PAYA
125773	Check	2503	Columbia Gas Of Ohio	10/28/2021	44.22		OUTSTANDING		BLE ACCOUNTS_PAYA
125774	Check	3036	NASCO	10/28/2021	43.43		OUTSTANDING		BLE ACCOUNTS_PAYA
125775	Check	3058	Stanton's Sheet Music, Inc.	10/28/2021	86.95		OUTSTANDING		BLE ACCOUNTS_PAYA
125776	Check	4290	School Specialty, Inc.	10/28/2021	266.46		OUTSTANDING		BLE ACCOUNTS_PAYA
125777	Check	5237	ESC of Central Ohio	10/28/2021	27,306.82		OUTSTANDING		BLE ACCOUNTS_PAYA
125778	Check	5831	STERLING PAPER COMPANY	10/28/2021	854.39		OUTSTANDING		BLE ACCOUNTS_PAYA
125779	Check	6615	J & J Carpets	10/28/2021	1,950.00		OUTSTANDING		BLE ACCOUNTS_PAYA
125780	Check	6644	Blochher, Katherine	10/28/2021	5.32		OUTSTANDING		BLE ACCOUNTS_PAYA
125781	Check	7798	Ohio Capital Conference - HS	10/28/2021	253.00		OUTSTANDING		BLE ACCOUNTS_PAYA
125782	Check	8898	Office Depot Dept #34063345	10/28/2021	81.40		OUTSTANDING		BLE ACCOUNTS_PAYA
125783	Check	723780	Direct Energy Business, LLC	10/28/2021	3,430.89		OUTSTANDING		BLE ACCOUNTS_PAYA
125784	Check	725009	EPS-School	10/28/2021	103.49		OUTSTANDING		BLE ACCOUNTS_PAYA

Big Walnut Local Schools Disbursement Report-All prior to reconcile

Check #	Check Type	Vendor #	Primary Name	Date	Amount	Reconcile Date	Status	Void Date	Type
125785	Check	789683	Speciality Literacy Hay, Melissa	10/28/2021	\$ 300.00		OUTSTANDING		BLE ACCOUNTS_PAYA
125786	Check	790290	Cannell, Lesley Ann	10/28/2021	99.50		OUTSTANDING		BLE ACCOUNTS_PAYA
125787	Check	790326	Friends Office	10/28/2021	66.07		OUTSTANDING		BLE ACCOUNTS_PAYA
125788	Check	790734	Easton Telecom Services, LLC	10/28/2021	1,213.59		OUTSTANDING		BLE ACCOUNTS_PAYA
125789	Check	791693	Ohio BCI & I	10/28/2021	803.25		OUTSTANDING		BLE ACCOUNTS_PAYA
125790	Check	792556	Consolidated Electric Coop Inc	10/28/2021	1,800.00		VOID	10/28/2021	BLE ACCOUNTS_PAYA
125791	Check	792640	Beem's BP Distributing, Inc.	10/28/2021	576.37		OUTSTANDING		BLE ACCOUNTS_PAYA
125792	Check	793254	Eugene A. Guglielmi	10/28/2021	410.00		OUTSTANDING		BLE ACCOUNTS_PAYA
125793	Check	794585	Guitar Center, Inc.	10/28/2021	1,293.42		OUTSTANDING		BLE ACCOUNTS_PAYA
125794	Check	795283	PaySchools	10/28/2021	205.81		OUTSTANDING		BLE ACCOUNTS_PAYA
125795	Check	795298	Big Walnut Apparel	10/28/2021	7,991.00		OUTSTANDING		BLE ACCOUNTS_PAYA
125796	Check	795326	Vasu Communications, Inc.	10/28/2021	928.00		OUTSTANDING		BLE ACCOUNTS_PAYA
125797	Check	795436	PM Graphics Inc.	10/28/2021	1,540.33		OUTSTANDING		BLE ACCOUNTS_PAYA
125798	Check	795600	Lee, Christopher A	10/28/2021	55.97		OUTSTANDING		BLE ACCOUNTS_PAYA
125799	Check	795685	US Bank National Association	10/28/2021	9,245.92		OUTSTANDING		BLE ACCOUNTS_PAYA
125800	Check	795811	Westervelt, Ashleigh	10/28/2021	51.54		OUTSTANDING		BLE ACCOUNTS_PAYA
125801	Check	795823	Hutras, Jennifer	10/28/2021	277.50		OUTSTANDING		BLE ACCOUNTS_PAYA
125802	Check	795824	Wood, DeAnne	10/28/2021	145.54		OUTSTANDING		BLE ACCOUNTS_PAYA
125803	Check	991679	Yano, Mykaela A	10/28/2021	1,000.00		OUTSTANDING		BLE ACCOUNTS_PAYA
125804	Check	991696	Smith, Robert W.	10/28/2021	2,294.96		OUTSTANDING		BLE ACCOUNTS_PAYA
125805	Check	991714	Delaware Golf Club LLC	10/28/2021	312.00		OUTSTANDING		BLE ACCOUNTS_PAYA
125806	Check	991716	Blair, Emma Sue	10/28/2021	1,000.00		OUTSTANDING		BLE ACCOUNTS_PAYA
125807	Check	792556	Consolidated Electric Coop Inc	10/28/2021	900.00		OUTSTANDING		BLE ACCOUNTS_PAYA
125808	Check	1008	Rumpke of Ohio, Inc.	10/29/2021	4,012.23		OUTSTANDING		BLE ACCOUNTS_PAYA

Big Walnut Local Schools Disbursement Report-All prior to reconcile

Check #	Check Type	Vendor #	Primary Name	Date	Amount	Reconcile Date	Status	Void Date	Type
125809	Check	2504	American Electric	10/29/2021	\$ 42,509.96		OUTSTANDING		ACCOUNTS_PAYA BLE
125810	Check	4290	School Specialty, Inc.	10/29/2021	825.43		OUTSTANDING		ACCOUNTS_PAYA BLE
125811	Check	5264	Ohio Department Of Commerce	10/29/2021	68.25		OUTSTANDING		ACCOUNTS_PAYA BLE
125812	Check	5725	BRICKER & ECKLER LLP	10/29/2021	219.00		OUTSTANDING		ACCOUNTS_PAYA BLE
125813	Check	6457	Delaware County Sheriff's Offc	10/29/2021	135.00		OUTSTANDING		ACCOUNTS_PAYA BLE
125814	Check	6475	Parallel Technologies Inc.	10/29/2021	385.00		OUTSTANDING		ACCOUNTS_PAYA BLE
125815	Check	7834	MT. VERNON HIGH SCHOOL	10/29/2021	175.00		OUTSTANDING		ACCOUNTS_PAYA BLE
125816	Check	72155	HANNA, RONALD	10/29/2021	95.00		OUTSTANDING		ACCOUNTS_PAYA BLE
125817	Check	75214	Pizza Hut	10/29/2021	133.00		OUTSTANDING		ACCOUNTS_PAYA BLE
125818	Check	711070	Barnes & Noble	10/29/2021	1,662.01		OUTSTANDING		ACCOUNTS_PAYA BLE
125819	Check	791406	Cengage Learning - NGL	10/29/2021	100.52		OUTSTANDING		ACCOUNTS_PAYA BLE
125820	Check	792393	State Security, LLC	10/29/2021	1,123.00		OUTSTANDING		ACCOUNTS_PAYA BLE
125821	Check	793193	City Electric Supply Company	10/29/2021	394.46		OUTSTANDING		ACCOUNTS_PAYA BLE
125822	Check	794032	IPEVO, Inc.	10/29/2021	318.18		OUTSTANDING		ACCOUNTS_PAYA BLE
125823	Check	794540	Rainbow Resource Center, Inc.	10/29/2021	239.76		OUTSTANDING		ACCOUNTS_PAYA BLE
125824	Check	794718	Bowman, Matthew	10/29/2021	114.00		OUTSTANDING		ACCOUNTS_PAYA BLE
125825	Check	795038	Columbus State Community	10/29/2021	611.14		OUTSTANDING		ACCOUNTS_PAYA BLE
125826	Check	795339	Whiteside, Justin	10/29/2021	114.00		OUTSTANDING		ACCOUNTS_PAYA BLE
125827	Check	795393	Reida, Teresa	10/29/2021	91.40		OUTSTANDING		ACCOUNTS_PAYA BLE
125828	Check	991442	Wrinkle, Chazity	10/29/2021	13.34		OUTSTANDING		ACCOUNTS_PAYA BLE
125829	Check	991553	JL Dimel LLC	10/29/2021	1,025.00		OUTSTANDING		ACCOUNTS_PAYA BLE
125830	Check	991630	Garland/DBS, Inc.	10/29/2021	197,714.41		OUTSTANDING		ACCOUNTS_PAYA BLE
125831	Check	991711	Ritter, Jennifer	10/29/2021	21.73		OUTSTANDING		ACCOUNTS_PAYA BLE
125832	Check	7804	BIG WALNUT ATHLETIC BOOSTERS	10/31/2021	60.00		OUTSTANDING		REFUND
125833	Check	794092	Mukisa, Tabitha	10/31/2021	313.06		OUTSTANDING		REFUND

Big Walnut Local Schools Disbursement Report-All prior to reconcile

Check #	Check Type	Vendor #	Primary Name	Date	Amount	Reconcile Date	Status	Void Date	Type
125834	Check	795283	PaySchools	10/31/2021	\$ 903.45		OUTSTANDING		REFUND
125835	Check	991719	Davis, Melissa	10/31/2021	97.50		OUTSTANDING		REFUND
125836	Check	991720	Adams, Julie	10/31/2021	185.00		OUTSTANDING		REFUND
125837	Check	991721	Bender, Abby	10/31/2021	455.00		OUTSTANDING		REFUND
Grand Total					\$ 7,636,557.22				

Page Intentionally Left Blank



BIG WALNUT | **INSPIRE**
LOCAL SCHOOLS | **& GUIDE**

COMPARISON OF FISCAL YEAR 2022 YTD
APPROPRIATIONS WITH FISCAL YTD ACTUAL -
ALL FUNDS (EXCLUDING GENERAL FUND)

AND

INVESTMENT REPORT FOR ALL FUNDS

Comparison of Fiscal Year 2022 YTD Appropriations with Fiscal Year YTD Actual Expenditures - All Funds

	BOE Approved Appropriation	Prior FY Encumbrance	FYTD Expendable	FYTD Expenditures	Current Encumbrances	Unencumbered Balance	Unencumbered Percent
002 - BOND RETIREMENT	9,470,115	-	9,470,115	49,658	9,349,733	70,724	1%
003 - PERMANENT IMPROVEMENT	2,054,202	572,290	2,626,492	766,122	421,458	1,438,912	55%
004 - BUILDING IMPROVEMENT	2,438,050	24,667,734	27,105,784	12,434,837	12,558,752	2,112,195	8%
006 - FOOD SERVICE	1,646,580	500	1,647,080	785,680	325,242	536,158	33%
014 - ROTARY-INTERNAL SERVICES	25,300	19,258	44,558	18,098	25,216	1,244	3%
018 - PUBLIC SCHOOL SUPPORT	113,050	10,037	123,087	17,724	9,918	95,446	78%
019 - OTHER GRANT	7,360	-	7,360	-	1,950	5,411	74%
022 - DISTRICT AGENCY	228,529	13,170	241,699	115,061	13,902	112,736	47%
070 - CAPITAL PROJECTS	110,000	-	110,000	-	12,576	97,424	89%
200 - STUDENT MANAGED ACTIVITY	104,685	4,214	108,899	10,654	92,368	5,877	5%
300 - DISTRICT MANAGED STUDENT ACTIVITY	327,809	4,378	332,187	145,904	76,144	110,139	33%
401 - AUXILIARY SERVICES	285,812	78,549	364,361	171,181	51,809	141,371	39%
451 - DATA COMMUNICATION FUND	12,600	-	12,600	-	-	12,600	100%
467 - STUDENT WELLNESS AND SUCCESS	144,045	150	144,195	45,790	2,177	96,228	67%
499 - MISCELLANEOUS STATE GRANT FUND	32,490	5,511	38,001	18,552	4,312	15,137	0%
507 - ESSER FUND	2,157,946	-	2,157,946	105,658	-	2,052,288	0%
516 - IDEA PART-B GRANT	1,228,411	10,695	1,239,107	221,930	67,910	949,267	77%
551 LIMITED ENGLISH PROFICIENCY	7,662	-	7,662	-	-	7,662	100%
572 - TITLE I	215,609	4,223	219,832	76,435	1,928	141,468	64%
584 - TITLE IV ACADEMIC ENRICHMENT	14,823	-	14,823	476	-	14,346	97%
587 - EARLY CHILDHOOD SPECIAL EDUCATION GRANT	39,439	218	39,656	5,895	-	33,761	85%
590 - TITLE II-A IMPROVING TEACHER QUALITY	130,957	-	130,957	6,900	10,036	114,021	87%
599 - MISCELLANEOUS FEDERAL GRANTS	18,148	-	18,148	(250)	-	18,398	101%
TOTAL ALL FUNDS	20,813,622	25,390,927	46,204,549	14,996,306	23,025,430	8,182,813	18%

**BIG WALNUT LOCAL SCHOOL DISTRICT
INVESTMENT PORTFOLIO
October 31, 2021**

<u>Institution</u>	<u>Instrument Type</u>	<u>Cost Basis</u>	<u>Purchase Date</u>	<u>Yield Rate</u>	<u>Maturity Date</u>	<u>Days to Maturity</u>	<u>Est. Interest Remaining</u>
INTERIM FUNDS - General Operating Funds							
<i>Fifth Third Securities, Inc. - Investments</i>							
1) State Bk India New York	Certificate of Deposit	\$245,000.00	11/27/2019	1.85%	11/29/2021	29	\$2,284.88
2) Goldman Sachs Bk USA	Certificate of Deposit	\$245,000.00	11/27/2019	1.80%	11/28/2022	393	\$6,669.36
Fifth Third Investment Total Subtotal		<u>\$490,000.00</u>					
<i>RedTree Investment Group - Investments</i>							
3) Mizuho Securities	Commercial Paper	\$3,294,555.00	3/4/2021	0.22%	11/29/2021	29	\$5,445.00
4) LVMH Moet	Commercial Paper	\$998,500.00	3/8/2021	0.20%	12/3/2021	33	\$1,500.00
5) Toyota Motor Credit	Commercial Paper	\$449,325.00	3/8/2021	0.20%	12/3/2021	33	\$675.00
6) JP Morgan	Commercial Paper	\$349,452.83	3/16/2021	0.21%	12/9/2021	39	\$547.17
7) Canadian Imp Holdings	Commercial Paper	\$109,854.56	4/22/2021	0.20%	12/16/2021	46	\$145.44
8) LVMH Moet	Commercial Paper	\$384,435.33	3/31/2021	0.20%	12/20/2021	50	\$564.67
9) Federal Farm Credit Bank	U.S. Gov't Agency Note	\$199,933.20	6/25/2020	0.28%	6/22/2022	234	\$520.00
10) Lorain County	Municipal Bond	\$175,000.00	12/30/2020	0.40%	12/1/2022	396	\$1,050.00
11) Bethel Local School District	Municipal Bond	\$217,154.25	7/28/2020	1.11%	11/1/2023	731	\$7,845.75
12) City of Farview Park	Municipal Bond	\$165,000.00	7/1/2021	0.35%	12/1/2023	761	\$1,431.40
13) U.S. Treasury Note	U.S. Treasurer	\$249,658.20	6/30/2021	0.42%	4/15/2024	897	\$2,343.75
14) Federal Home Loan Bank	U.S. Gov't Agency Note	\$150,000.00	6/28/2021	0.40%	6/28/2024	971	\$1,170.00
15) Federal Home Loan Bank	U.S. Gov't Agency Note	\$260,000.00	8/26/2021	0.54%	8/26/2024	1030	\$2,028.00
Government Debt - Federal Agency Subtotal		<u>\$7,002,868.37</u>					
<i>Cash Accounts</i>							
1) First Commonwealth Bank	Checking - SM	\$12,330.00	10/31/2021	0.10%	11/1/2021	1	\$0.03
2) Federated Govt Obligations Is	Money Market	\$3,061,882.73	10/31/2021	0.03%	11/1/2021	1	\$2.52
3) First American Obligations Fund	Money Market	\$3,654.25	10/31/2021	0.01%	11/1/2021	1	\$0.00
4) Star Ohio - General	Money Market	\$14,816,439.02	10/31/2021	0.07%	11/1/2021	1	\$28.42
Cash Account Subtotal		<u>\$17,894,306.00</u>					
Total Interim Funds		<u>\$25,387,174.37</u>					
ACTIVE FUNDS - General Operating Funds							
1) First Commonwealth Bank	Checking - General	\$2,589,604.83	10/31/2021	0.02%	11/1/2021	1	\$1.42
2) First Commonwealth Bank	Checking - Payroll	\$221,845.23	10/31/2021	0.00%	11/1/2021	1	\$0.00
Total Active Funds		<u>\$2,811,450.06</u>					55550.67
Total Active and Interim Funds - General Operating		<u>\$28,198,624.43</u>		0.14%		48	\$34,252.81

**BIG WALNUT LOCAL SCHOOL DISTRICT
CONSTRUCTION - INVESTMENT PORTFOLIO
October 31, 2021**

<u>Institution</u>	<u>Instrument Type</u>	<u>Cost Basis</u>	<u>Purchase Date</u>	<u>Yield Rate</u>	<u>Maturity Date</u>	<u>Days to Maturity</u>	<u>Est. Earnings Remaining</u>
<u>December 2017 - Note/Bond Proceeds</u>							
<i>Commercial Paper</i>							
1) Canadian Imp Holdings	Commercial Paper	\$339,550.45	4/22/2021	0.20%	12/16/2021	46	\$449.55
<i>Money Markets</i>							
2) First American Treasury Obligations Fund	Money Market	\$7,095.52	10/31/2021	0.01%	11/1/2021	1	\$0.00
Money Markets Subtotal		<u>\$7,095.52</u>					
Total December 2017 - Note/Bond Proceeds		<u>\$346,645.97</u>					
<u>July 2018 - Bond Proceeds</u>							
<i>Commercial Paper</i>							
1) ING US CP	Commercial Paper	\$244,632.50	3/19/2021	0.20%	12/14/2021	44	\$367.50
2) Royal Bank of Canada (RBC)	Commercial Paper	\$479,438.93	8/16/2021	0.16%	5/6/2022	187	\$561.07
3) Lloyds Bank	Commercial Paper	\$399,497.56	8/16/2021	0.17%	5/9/2022	190	\$502.44
4) Collateralized CP (JP Morgan)	Commercial Paper	\$719,035.20	8/18/2021	0.18%	5/13/2022	194	\$964.80
Commercial Paper Subtotal		<u>\$1,842,604.19</u>					
5) First American Treasury Obligations Fund	Money Market	\$6,358.24	10/31/2021	0.01%	11/1/2021	1	\$0.00
Subtotal		<u>\$6,358.24</u>					
Total July 2018 - Bond Proceeds		<u>\$1,848,962.43</u>					
<u>May 2019 - Bond Proceeds</u>							
<i>Federal Government Obligations</i>							
1) Federal Farm Credit Bank	U.S. Agency Note	\$1,499,425.50	5/6/2020	0.27%	5/6/2022	187	\$4,324.50
2) Federal Farm Credit Bank	U.S. Agency Note	\$618,822.00	5/18/2020	0.26%	5/18/2022	199	\$2,170.00
3) Federal Farm Credit Bank	U.S. Agency Note	\$1,377,585.00	5/21/2020	0.25%	5/18/2022	199	\$4,623.00
4) Federal Farm Credit Bank	U.S. Agency Note	\$2,499,165.00	6/25/2020	0.28%	6/22/2022	234	\$7,335.00
Federal Government Obligations Subtotal		<u>\$5,994,997.50</u>					

**BIG WALNUT LOCAL SCHOOL DISTRICT
CONSTRUCTION - INVESTMENT PORTFOLIO
October 31, 2021**

<u>Institution</u>	<u>Instrument Type</u>	<u>Cost Basis</u>	<u>Purchase Date</u>	<u>Yield Rate</u>	<u>Maturity Date</u>	<u>Days to Maturity</u>	<u>Est. Earnings Remaining</u>
May 2019 - Bond Proceeds (Continued)							
<i>Certificates of Deposit</i>							
5) AvidBank, CA	Certificate of Deposit	\$248,975.10	5/7/2020	0.71%	11/8/2021	8	\$884.46
Certificate of Deposit Subtotal		<u>\$248,975.10</u>					
<i>Commercial Paper</i>							
6) Citigroup	Commercial Paper	\$998,550.00	3/15/2021	0.20%	12/1/2021	31	\$1,450.00
7) LVMH Moet	Commercial Paper	\$1,997,000.00	3/8/2021	0.20%	12/3/2021	33	\$3,000.00
8) Natixis NY	Commercial Paper	\$998,430.83	3/9/2021	0.21%	12/3/2021	33	\$1,569.17
9) Bank of Montreal	Commercial Paper	\$848,725.00	3/11/2021	0.20%	12/6/2021	36	\$1,275.00
10) ING US CP	Commercial Paper	\$998,500.00	3/19/2021	0.20%	12/14/2021	44	\$1,500.00
11) Natixis NY	Commercial Paper	\$998,576.67	5/5/2021	0.21%	1/4/2022	65	\$1,423.33
12) Lloyds Bank	Commercial Paper	\$614,227.49	8/10/2021	0.17%	5/3/2022	184	\$772.51
13) Royal Bank of Canada (RBC)	Commercial Paper	\$1,498,246.67	8/16/2021	0.16%	5/6/2022	187	\$1,753.33
14) Collateralized CP (JB Morgan)	Commercial Paper	\$1,797,588.00	8/18/2021	0.18%	5/13/2022	194	\$2,412.00
15) Societe Generale	Commercial Paper	\$1,448,049.75	9/20/2021	0.18%	6/16/2022	228	\$1,950.25
Commercial Paper Subtotal		<u>\$12,197,894.41</u>					
15) First American Treasury Obligations Fund	Money Market	\$13,783.64	10/31/2021	0.01%	11/1/2021	1	\$0.00
16) Star Ohio - Construction Fund	Money Market	\$36,484.58	10/31/2021	0.08%	11/1/2021	1	\$0.08
Subtotal		<u>\$50,268.22</u>					
Total May 2019 - Bond Proceeds		<u>\$18,492,135.23</u>					
Grand Total Construction Proceeds		<u>\$20,687,743.63</u>		0.22%		142	\$39,287.99

**BIG WALNUT LOCAL SCHOOL DISTRICT
INVESTMENT EARNINGS REVENUE
October 31, 2021**

Fund	Month to Date	Year to Date
General Fund (001)	\$4,806.06	\$14,171.44
Building Project Fund (004-9017)	\$1,827.75	\$134,041.26
Food Service Fund (006)	\$0.00	\$0.00
Sunbury Meadows CDA (022-9200)	\$10.33	\$22.23
Auxillary Services Fund (401)	\$3.54	\$21.02
Total All Funds	\$6,647.68	\$148,255.95

**Thank you for your review of the October 2021 Big Walnut Local
School District Financial Report.**



Big Walnut Local School District
110 Tippett Court
Sunbury, OH 43074