

# Big Walnut Local School District

---

---

## Monthly Financial Report

*for the month ended*  
**September 30, 2021**

---

---



Prepared By:  
Jeremy J. Buskirk  
Treasurer



## **Table of Contents**

<b><u>Description</u></b>	<b><u>Page</u></b>
Pie Chart of Estimated Revenue and Expenditures for fiscal years 2021-22 and 2011-12	1
Comparison of Fiscal Year 2022 YTD Estimated Revenue and Expenditures with Fiscal Year 2022 YTD Actuals	2

## **Variance Analysis**

Comparison of Monthly Ending Cash Balances	4 & 5
Comparison of Monthly and Total Revenues & Other Financing Sources	6 & 7
Comparison of Monthly and Total General Property Tax (Real Estate)	8 & 9
Comparison of Monthly and Total Tangible Personal Property Tax (PUPP)	10 & 11
Comparison of Monthly and Total Income Tax	12 & 13
Comparison of Monthly and Total State Grants-in-Aid (Unrestricted & Restricted)	14 & 15
Comparison of Monthly and Total State Property Tax Allocations	16 & 17
Comparison of Monthly and Total Other Revenues & Other Financing Sources	18 & 19
Comparison of Monthly and Total Expenditures & Other Financing Uses	20 & 21
Comparison of Monthly and Total Personal Services (Salaries & Wages)	22 & 23
Comparison of Monthly and Total Employees' Retirement/Insurance Benefits	24 & 25
Comparison of Monthly and Total Purchased Services	26 & 27
Comparison of Monthly and Total Supplies and Materials	28 & 29
Comparison of Monthly and Total Capital Outlay	30 & 31
Comparison of Monthly and Total Other Expenditure Objects & Other Financing Uses	32 & 33

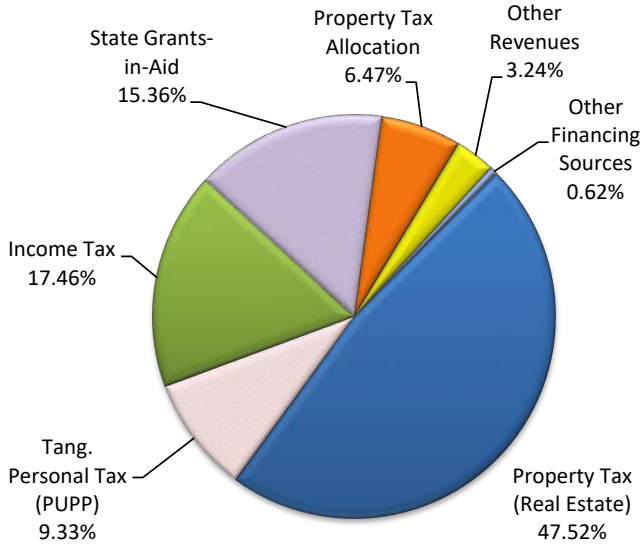
## **All Funds Reports**

Receipts, Expenditures and Fund Balances All Funds (Fund Report)	35
Summary Check Register (Disbursement Report)	36 - 49
Comparison of Fiscal Year 2022 YTD Appropriations with Fiscal YTD Actual Expenditures – All Funds (excluding General Fund)	52
Investments - All Funds	53 - 56

**Page Intentionally Left Blank**

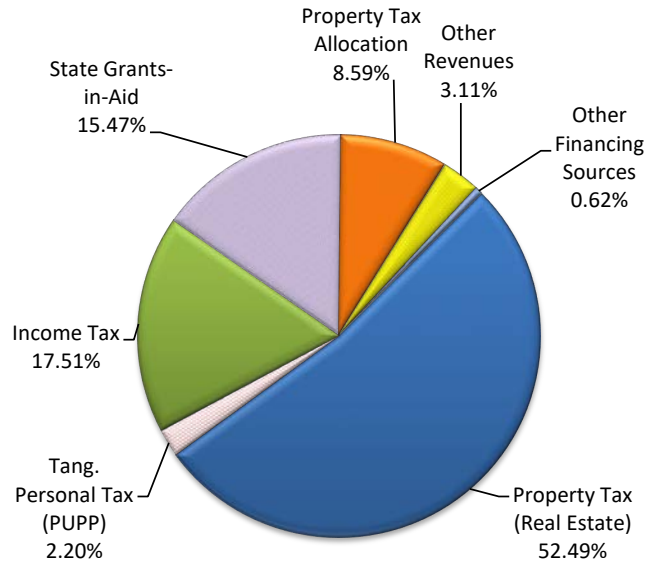
**EST. GENERAL FUND REVENUE FY22**

**\$47,349,520**



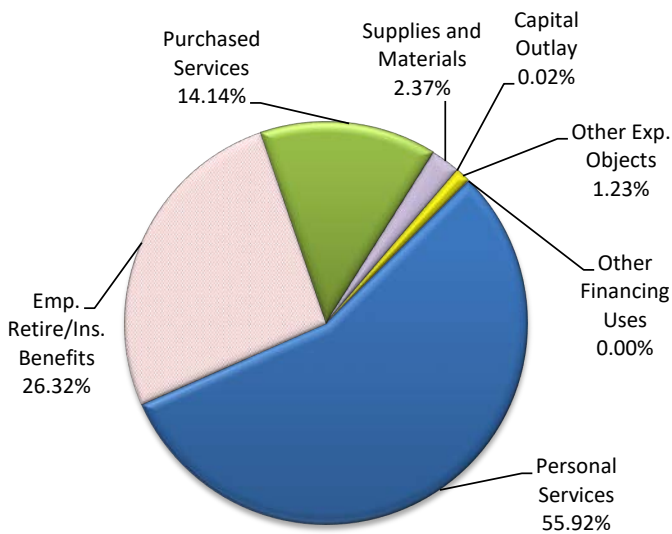
**EST. GENERAL FUND REVENUE FY12**

**\$29,886,132**



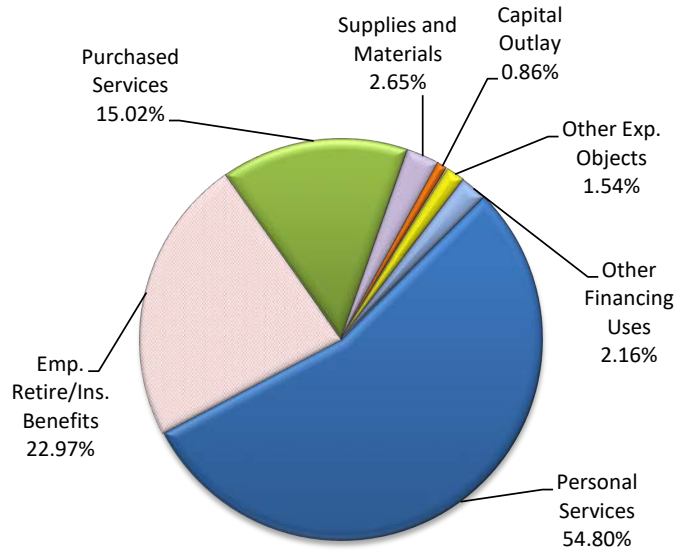
**EST. GENERAL FUND EXPENDITURES FY22**

**\$47,617,072**



**EST. GENERAL FUND EXPENDITURES FY12**

**\$26,966,126**



**Note:** There were significant cuts made for FY11 due to budget constraints and a levy failure in the previous fiscal year. Some costs staffing and costs were returned for FY12.

	<b><u>FY 2022</u></b>	<b><u>FY 2012</u></b>	<b><u>% Change</u></b>
<b>Enrollment</b>	4,216 as of 10/1/2021	2,994	40.81%

**COMPARISON OF FISCAL YEAR 2022 YEAR-TO-DATE ESTIMATED REVENUES AND  
EXPENDITURES WITH FISCAL YEAR 2022 YEAR-TO-DATE ACTUALS  
GENERAL & REQUIRED DEBT SERVICE FUNDS ONLY**

<u>CATEGORY</u>	<u>FY 22 EST.</u>	<u>FY 22 ACTUAL</u>	<u>VARIANCE</u>	<u>PERCENTAGE</u>
<b>Revenues</b>				
General Property Tax (Real Estate)	\$10,715,498	\$10,792,180	\$76,682	0.7%
Tangible Personal Property (PUPP)	2,231,297	2,231,099	(198)	0.0%
Income Tax	3,731,172	3,731,173	1	0.0%
Unrestricted State Grants-in-Aid	1,574,127	1,581,727	7,600	0.5%
Restricted State Grants-in-Aid	3,639	3,640	1	0.0%
Property Tax Allocation (Reimb.)	1,513,626	1,504,264	(9,362)	-0.6%
All Other Revenues	383,180	366,995	(16,185)	-4.2%
<b>Total Revenues</b>	<b>20,152,539</b>	<b>20,211,077</b>	<b>58,538</b>	<b>0.3%</b>
<b>Other Financing Sources</b>				
Advances-In	\$278,000	\$278,000	\$0	0.0%
All Other Financing Sources	1,481	1,665	184	12.4%
<b>Total Other Financing Sources</b>	<b>279,481</b>	<b>279,665</b>	<b>184</b>	<b>0.1%</b>
<b>Total Revenues &amp; Other Fin. Sources</b>	<b>\$20,432,020</b>	<b>\$20,490,742</b>	<b>\$58,722</b>	<b>0.3%</b>
<b>Expenditures</b>				
Personal Services (Salaries & Wages)	\$6,264,461	\$6,213,573	(\$50,888)	-0.8%
Retirement/Insurance Benefits	2,980,533	2,969,103	(11,430)	-0.4%
Purchased Services	1,339,915	1,303,007	(36,908)	-2.8%
Supplies and Materials	574,255	577,741	3,486	0.6%
Capital Outlay	5,700	6,598	898	15.8%
Other Expenditure Objects	258,535	260,919	2,384	0.9%
<b>Total Expenditures</b>	<b>11,423,399</b>	<b>11,330,942</b>	<b>(92,457)</b>	<b>-0.8%</b>
<b>Other Financing Uses</b>				
Operating Transfers-Out	\$0	\$0	\$0	0.0%
Advances-Out	0	0	0	0.0%
All Other Financing Uses	0	0	0	0.0%
<b>Total Other Financing Uses</b>	<b>\$0</b>	<b>\$0</b>	<b>\$0</b>	<b>0.0%</b>
<b>Total Expenditures &amp; Other Fin. Uses</b>	<b>\$11,423,399</b>	<b>\$11,330,942</b>	<b>(\$92,457)</b>	<b>-0.8%</b>
Excess of Revenues & Other Fin. Sources over (under) Expenditures & Other Fin. Uses	\$9,008,621	\$9,159,801	\$151,180	1.7%
<b>Beginning Cash Balance July 1</b>	<b>\$13,412,581</b>	<b>\$13,412,581</b>	<b>\$0</b>	<b>0.0%</b>
<b>Ending Cash Balance</b>	<b>\$22,421,202</b>	<b>\$22,572,381</b>	<b>\$151,180</b>	<b>0.7%</b>
Estimated Encumbrances	\$3,191,830	\$3,358,464	(\$166,634)	
<b>Unreserved Fund Balance</b>	<b>\$19,229,372</b>	<b>\$19,213,918</b>	<b>(\$15,454)</b>	



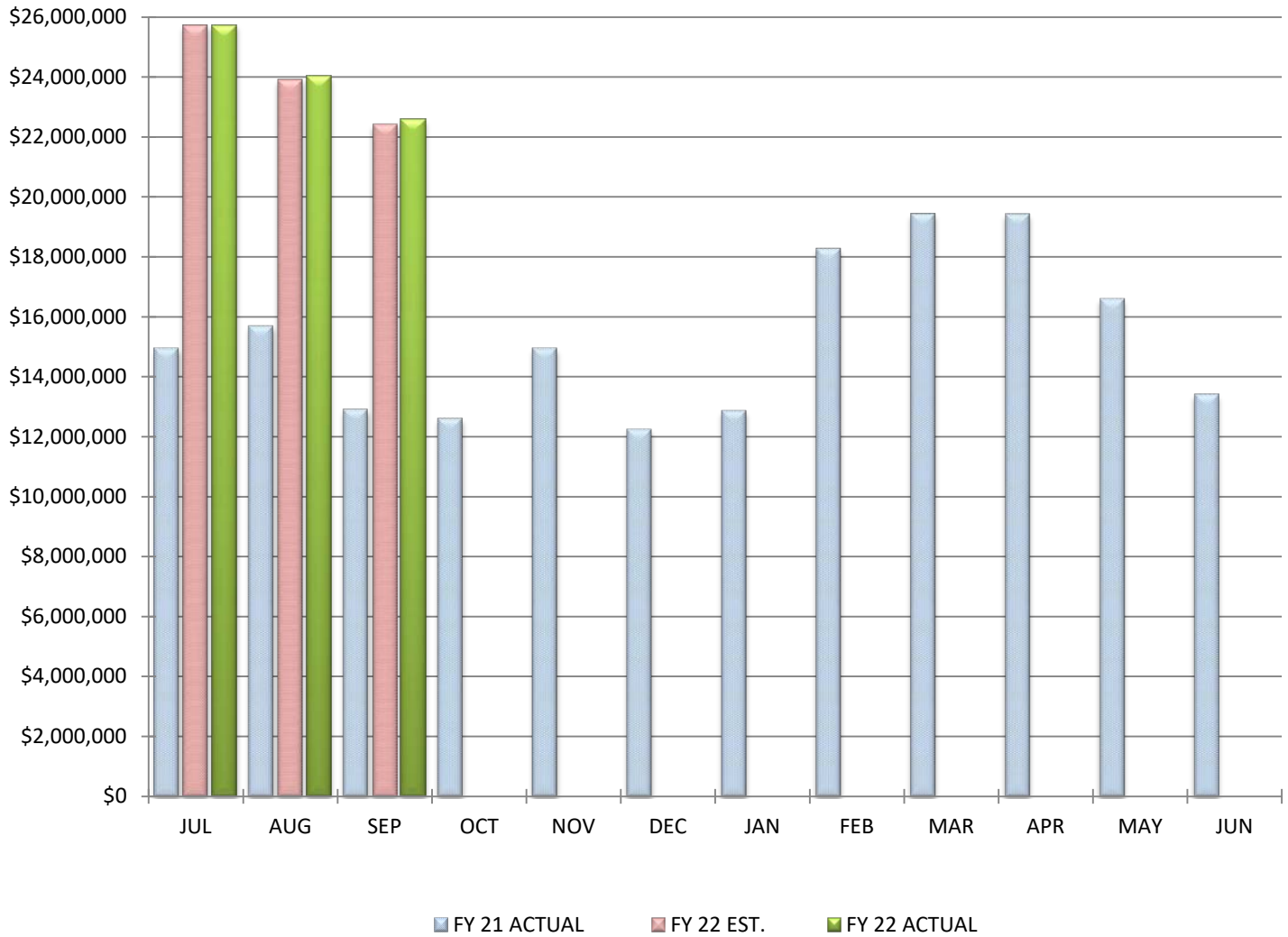
BIG WALNUT | INSPIRE  
LOCAL SCHOOLS | & GUIDE

---

VARIANCE ANALYSIS - GENERAL FUND

---

# COMPARISON OF MONTHLY ENDING CASH BALANCES





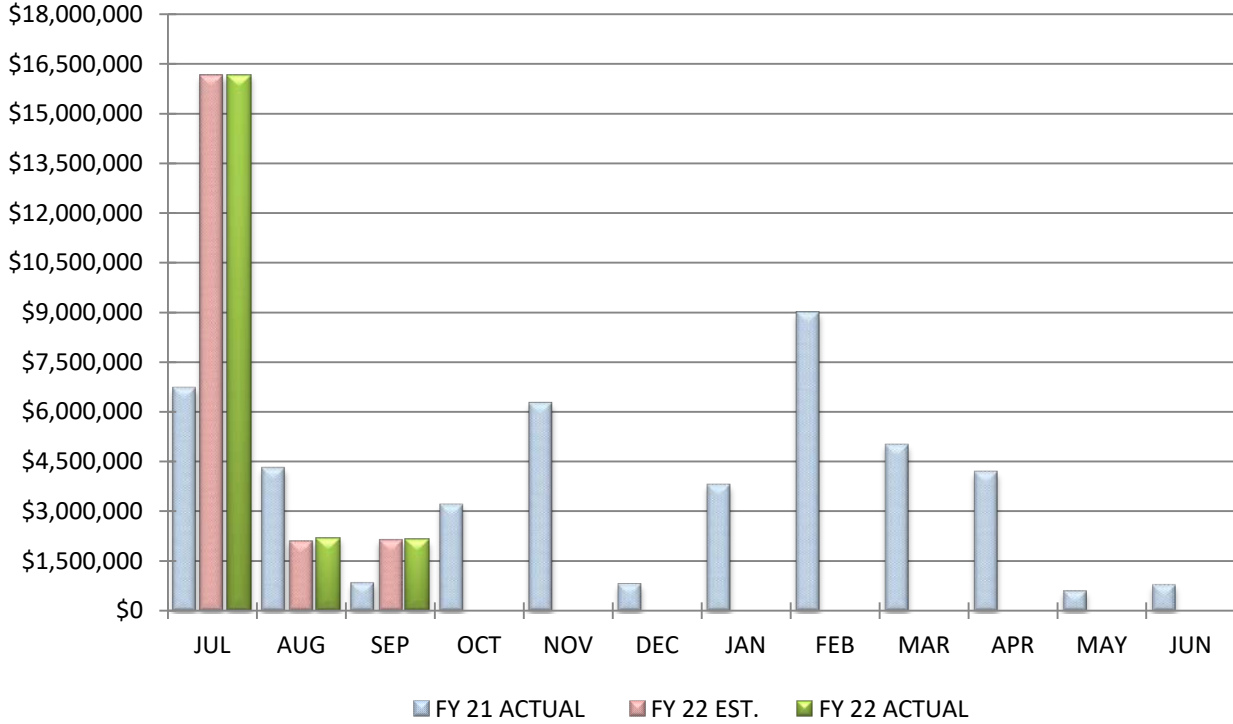
## COMPARISON OF MONTHLY ENDING CASH BALANCES

September 30, 2021

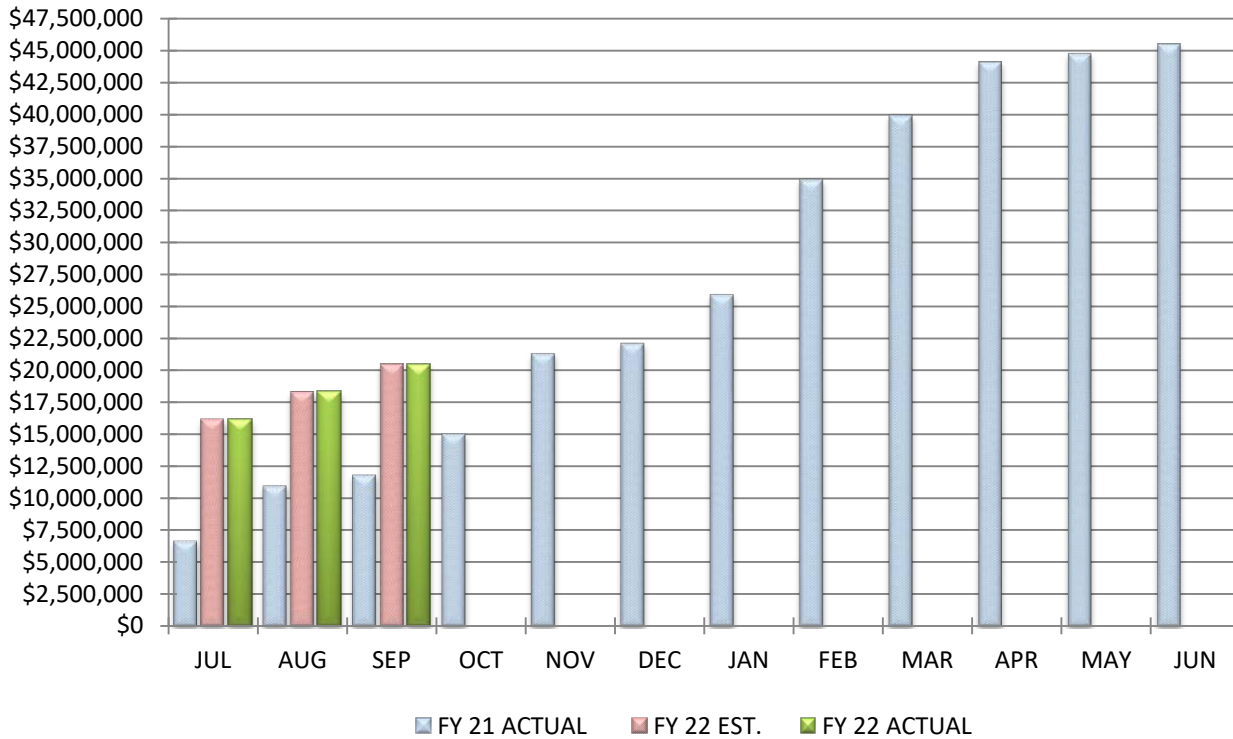
Actual Cash Balance		\$22,572,381
Estimated Cash Balance		\$22,421,202
Variance From Estimate	OVER	\$151,180
Percent Variance From Estimate	OVER	0.67%
Previous Year Cash Balance		\$12,912,611

**COMMENTS:** We are on target with our annual estimates. Our September 2021 balance is well over the previous year due to the 2020 county property tax payment deadline being delayed, as well as county property tax settlement challenges. Fortunately for our District, these same challenges did not occur this year.

## COMPARISON OF TOTAL MONTHLY REVENUES & OTHER FINANCING SOURCES



## COMPARISON OF TOTAL YEAR-TO-DATE REVENUES & OTHER FINANCING SOURCES



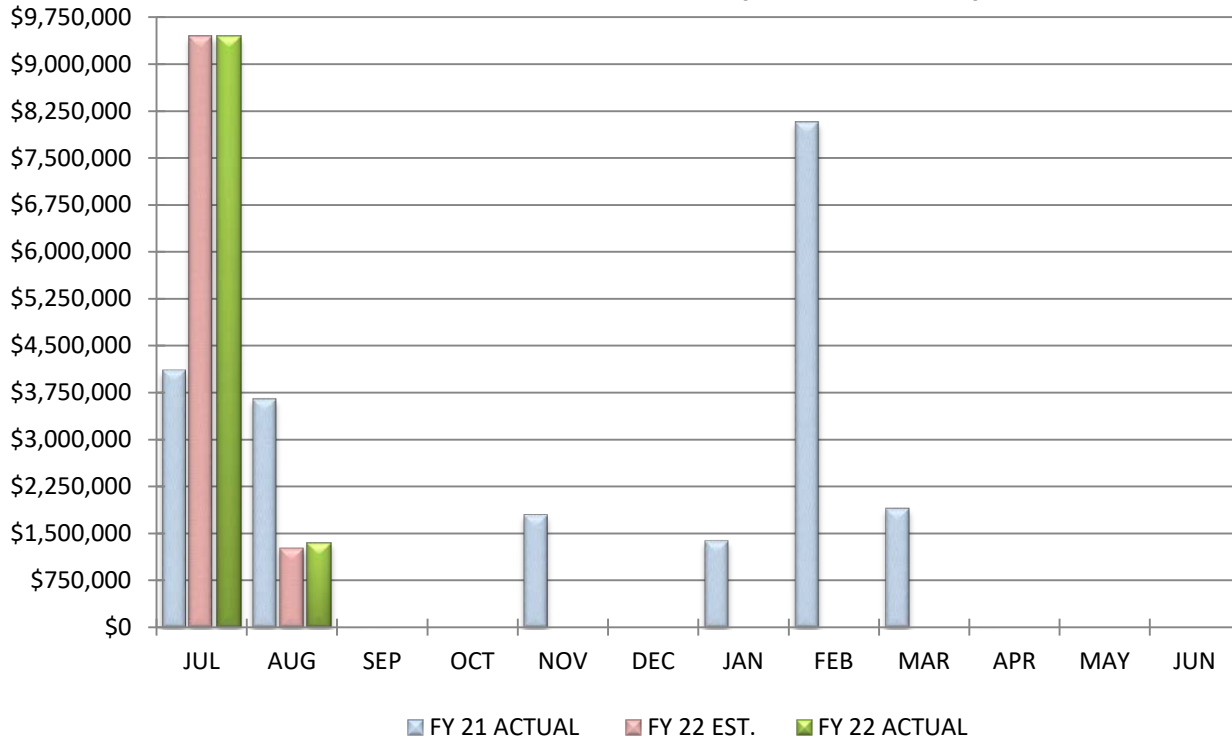
**COMPARISON TOTAL REVENUES & OTHER FINANCING SOURCES**

**September 30, 2021**

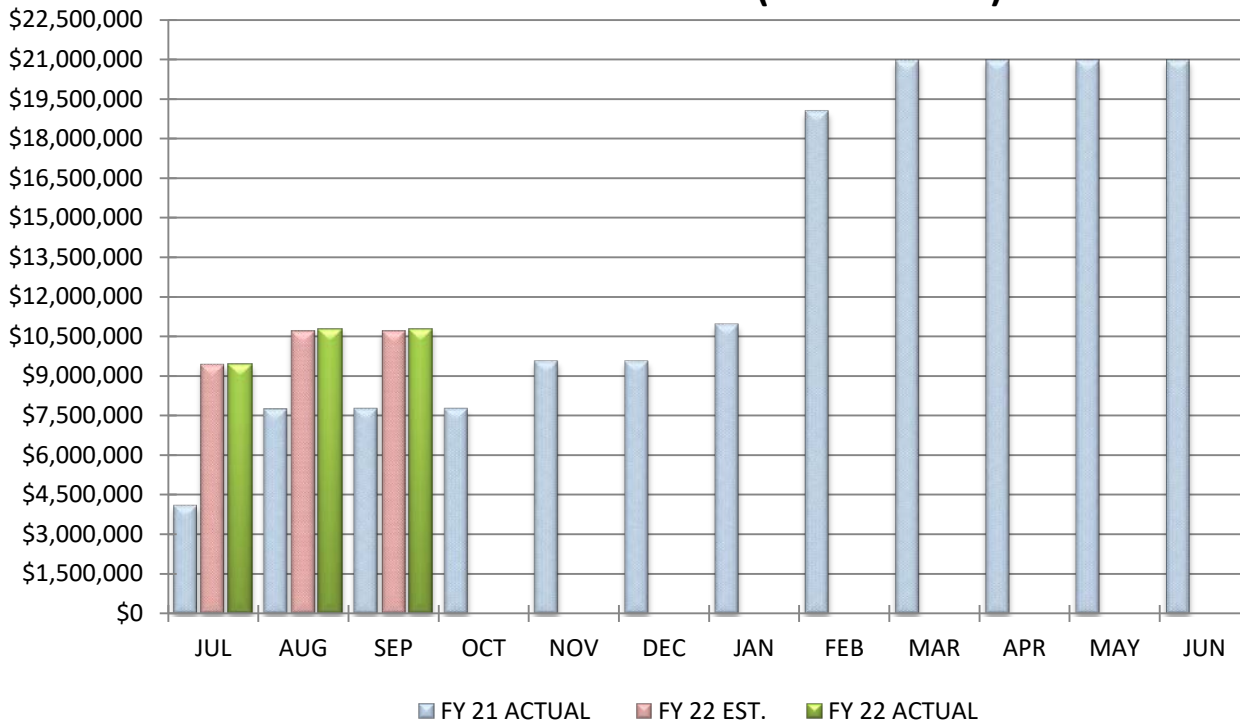
		<u>MONTH</u>		<u>YEAR-TO-DATE</u>
Actual Receipts		\$2,126,885		\$20,490,742
Estimated Receipts		\$2,158,313		\$20,432,020
Variance From Estimate	UNDER	(\$31,428)	OVER	\$58,722
Variance From Estimate	UNDER	-1.46%	OVER	0.29%
Actual Prior Year		\$851,195		\$11,871,531
Total 2021-2022 Estimate				\$47,349,520
Percent Of Total Estimate Received				43.28%
Percent Of Budget Year Completed		3 Months		25.00%

**COMMENTS:** We are on target with our annual estimates. Our September 2021 revenues are still well over the previous year due to the 2020 county property tax payment deadline being delayed, as well as county property tax settlement challenges. Additionally, income tax filing deadlines changes caused differences in our normal collection trends in 2020. Fortunately for our District, these same challenges did not occur this year.

## COMPARISON OF TOTAL MONTHLY GENERAL PROPERTY TAX (REAL ESTATE)



## COMPARISON OF TOTAL YEAR-TO-DATE GENERAL PROPERTY TAX (REAL ESTATE)



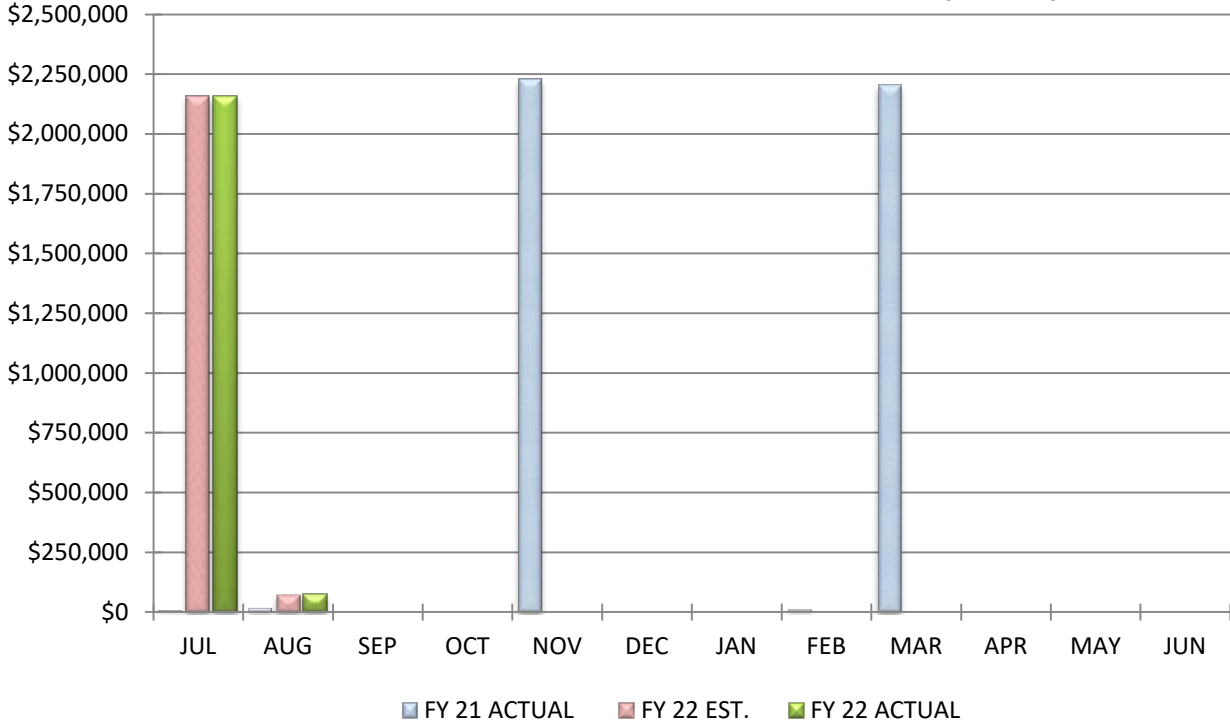
**COMPARISON OF GENERAL PROPERTY TAX (REAL ESTATE)**

**September 30, 2021**

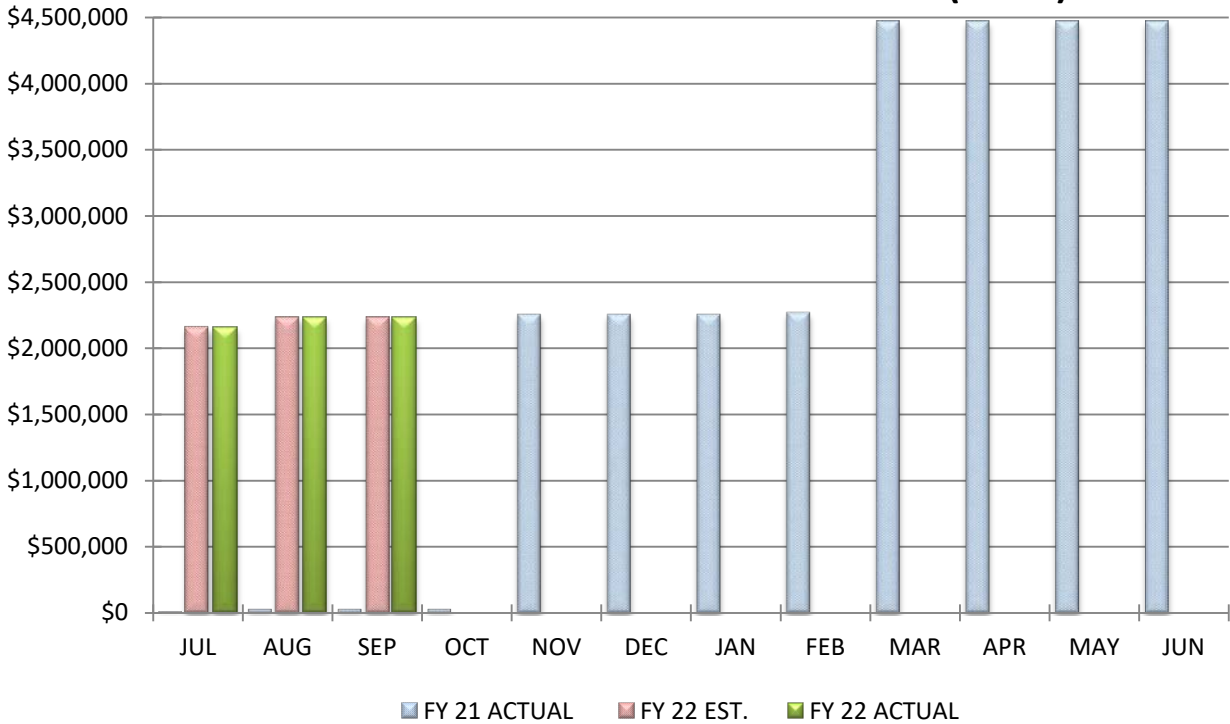
		<u>MONTH</u>		<u>YEAR-TO-DATE</u>
Actual Real Estate Tax Receipts		\$0		\$10,792,180
Estimated Real Estate Tax Receipts		\$8,500		\$10,715,498
Variance From Estimate	UNDER	(\$8,500)	OVER	\$76,682
Variance From Estimate	UNDER	-100.00%	OVER	0.72%
Actual Prior Year		\$11,581		\$7,771,010
Total 2021-2022 Estimate				\$22,501,893
Percent Of Total Estimate Received				47.96%
Percent Of Budget Year Completed		3 months		25.00%

**COMMENTS:** We are on target with our annual estimates. The anticipated tax receipt in September was for our manufactured homes tax settlement that many years is received in this month. This settlement amount was received at the very end of August in the amount of \$8,599.

### COMPARISON OF TOTAL MONTHLY TANGIBLE PERSONAL PROPERTY TAX (PUPP)



### COMPARISON OF TOTAL YEAR-TO-DATE TANGIBLE PERSONAL PROPERTY TAX (PUPP)



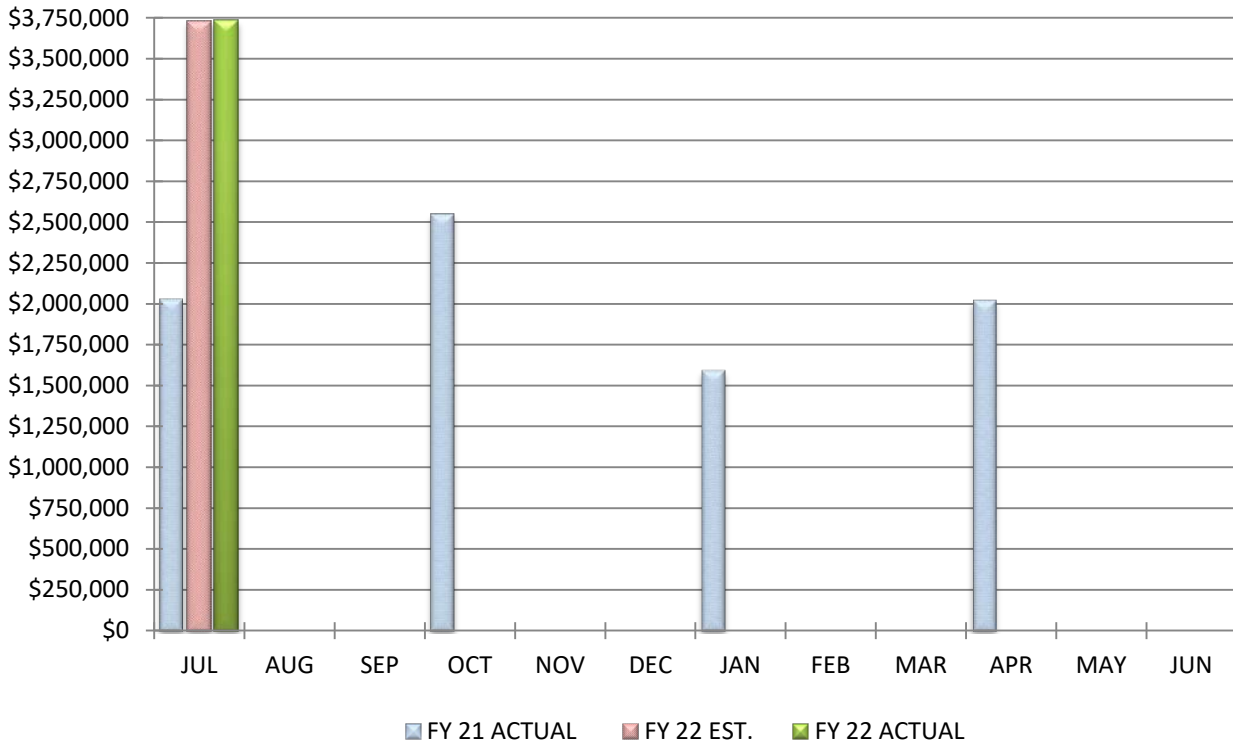
**COMPARISON OF TANGIBLE PERSONAL PROPERTY TAX (PUPP)**

**September 30, 2021**

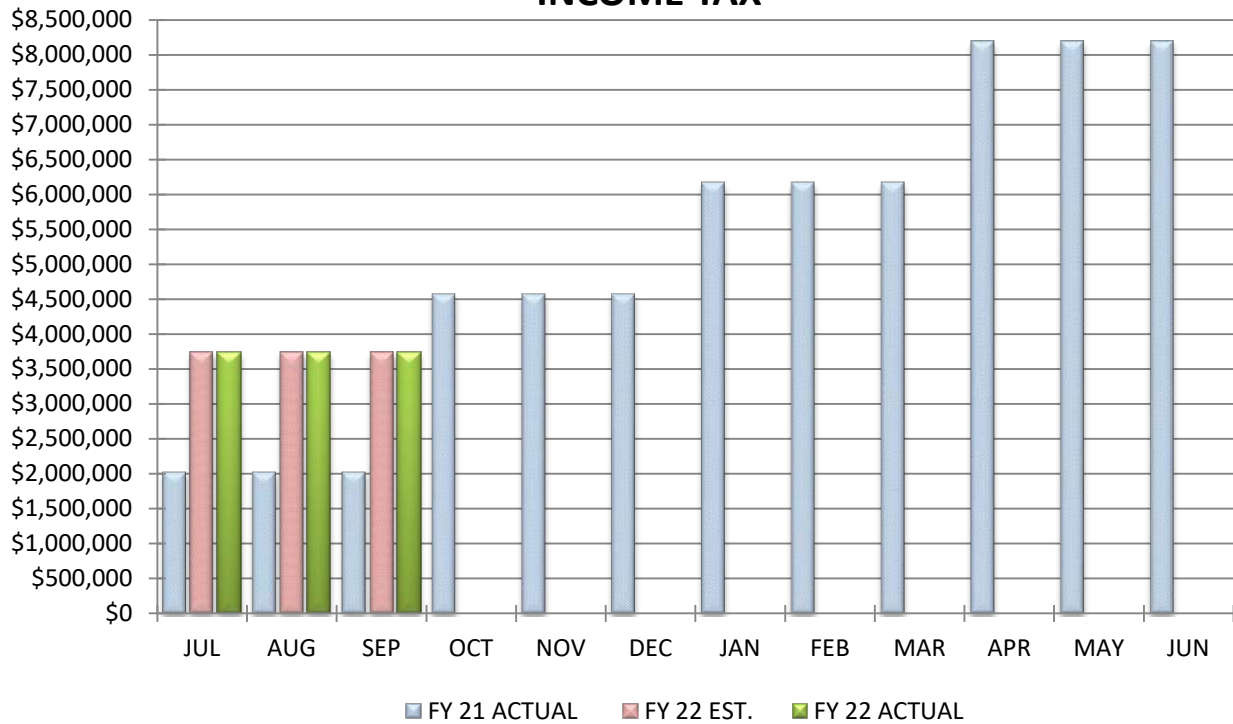
	<u>MONTH</u>	<u>YEAR-TO-DATE</u>
Actual PUPP Tax Receipts	\$0	\$2,231,099
Estimated PUPP Tax Receipts	\$0	\$2,231,297
Variance From Estimate	\$0 UNDER	(\$198)
Variance From Estimate	0.00% UNDER	-0.01%
Actual Prior Year	\$0	\$28,334
Total 2021-2022 Estimate		\$4,419,754
Percent Of Total Estimate Received		50.48%
Percent Of Budget Year Completed	3 months	25.00%

**COMMENTS:** We are on target with our annual estimates. As noted previously, our August 2021 public utility personal property tax receipts are well over the previous year due to the 2020 county property tax payment deadline being delayed, as well as county property tax settlement challenges. Fortunately for our District, these same challenges did not occur this year.

## COMPARISON OF TOTAL MONTHLY INCOME TAX



## COMPARISON OF TOTAL YEAR-TO-DATE INCOME TAX





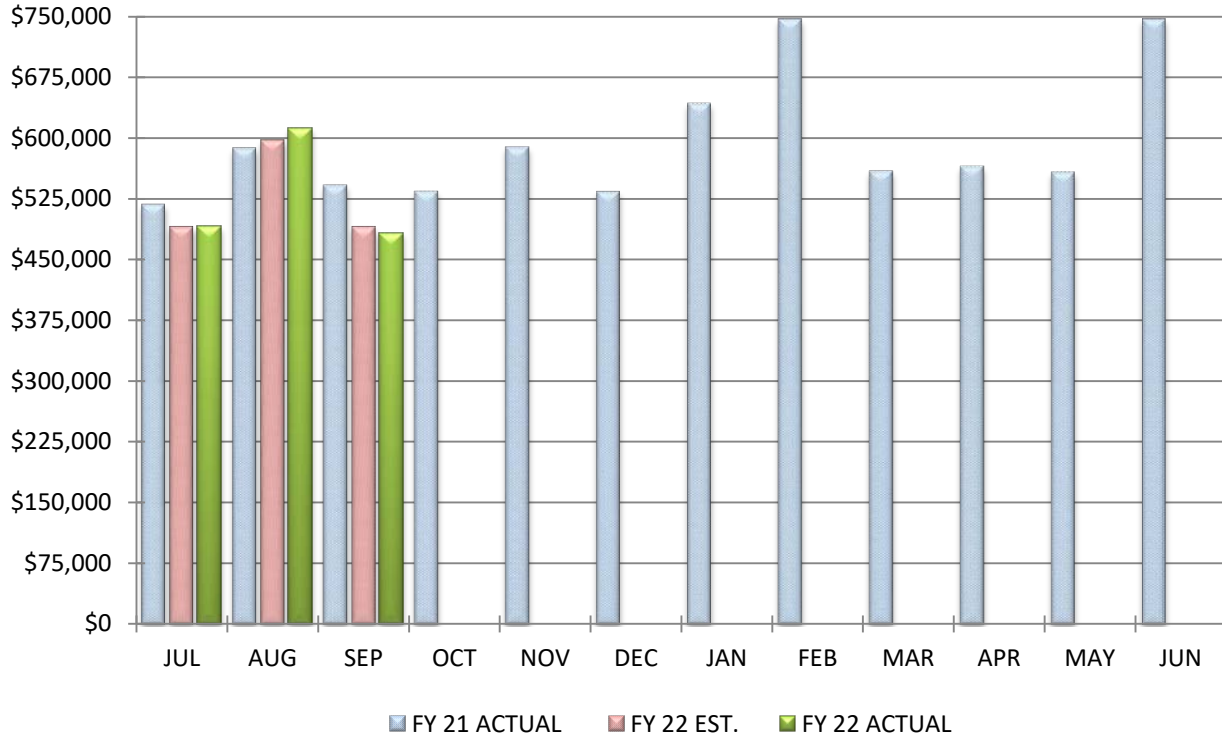
**COMPARISON OF INCOME TAX**

**September 30, 2021**

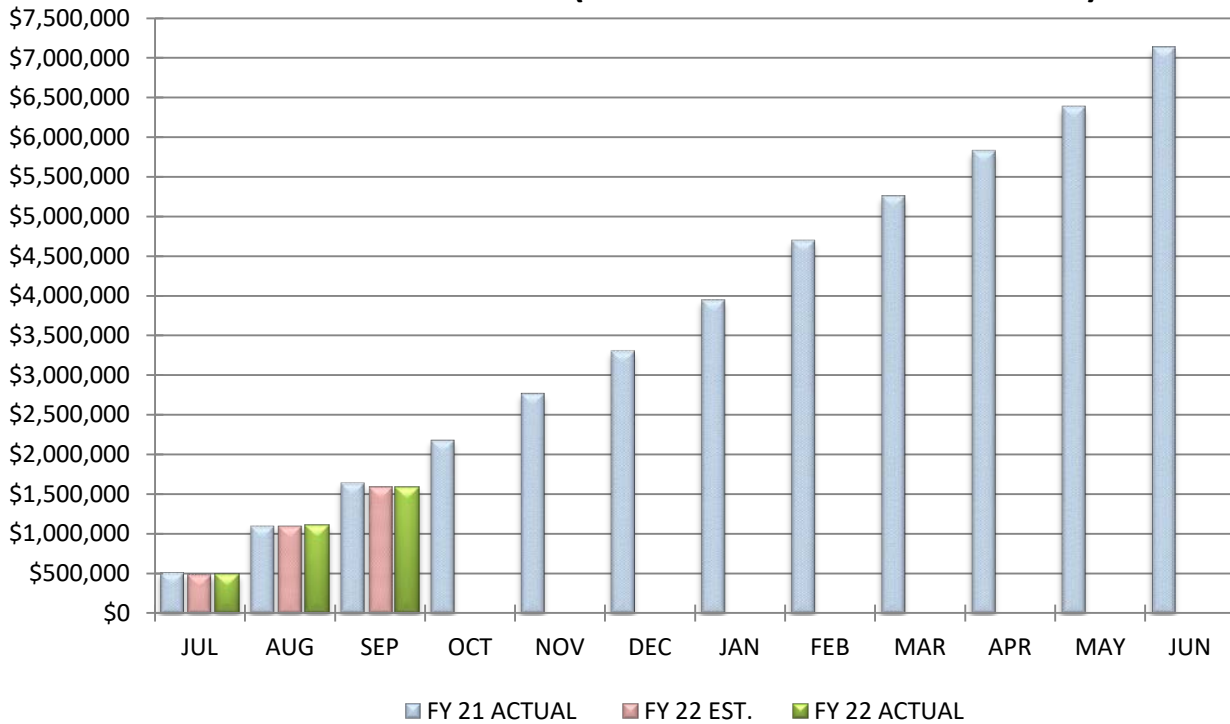
	<u>MONTH</u>		<u>YEAR-TO-DATE</u>
Actual State Receipts	\$0		\$3,731,173
Estimated State Receipts	\$0		\$3,731,172
Variance From Estimate	\$0	OVER	\$1
Variance From Estimate	0.00%	OVER	0.00%
Actual Prior Year	\$0		\$2,027,775
Total 2021-2022 Estimate			\$8,268,266
Percent Of Total Estimate Received			45.13%
Percent Of Budget Year Completed	3 months		25.00%

**COMMENTS:** We are over our target with our annual estimates. We will receive our second quarterly income tax payment from the Ohio Department of Taxation at the end of October, which will be helpful to see if this revenue source will begin to be more in line with our historical trending in both quarterly payments and in total. With information available, we believe that the current favorable amount compared to last year may be due to two reasons. First, income tax filing was delayed in 2020, which caused the July payment to be lower than we had anticipated and the October payment to be higher. Second, unemployment payment are taxable wages for our income tax. There is the potential that the July 2021 increase is a one-time bump for unemployment that was report for tax filings for the calendar year 2020.

### COMPARISON OF TOTAL MONTHLY STATE GRANTS-IN-AID (UNRESTRICTED & RESTRICTED)



### COMPARISON OF TOTAL YEAR-TO-DATE STATE GRANTS-IN-AID (UNRESTRICTED & RESTRICTED)



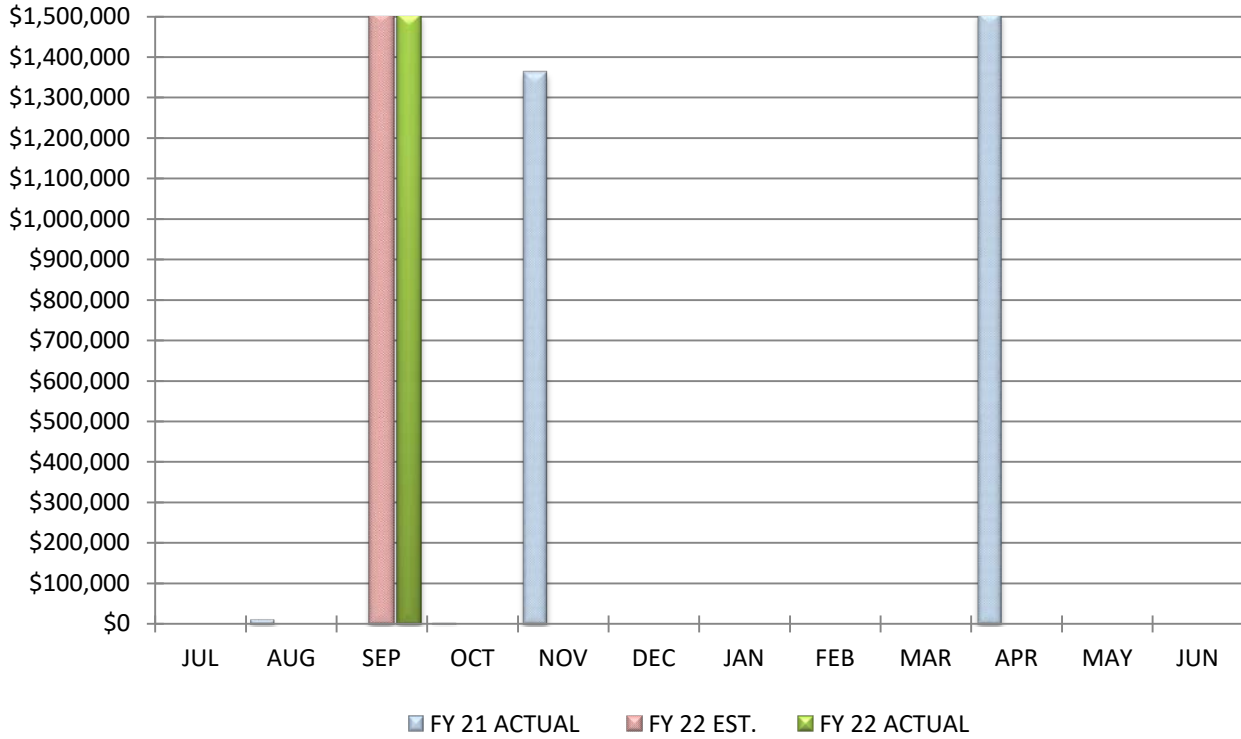
**COMPARISON OF STATE GRANTS-IN-AID (UNRESTRICTED & RESTRICTED)**

**September 30, 2021**

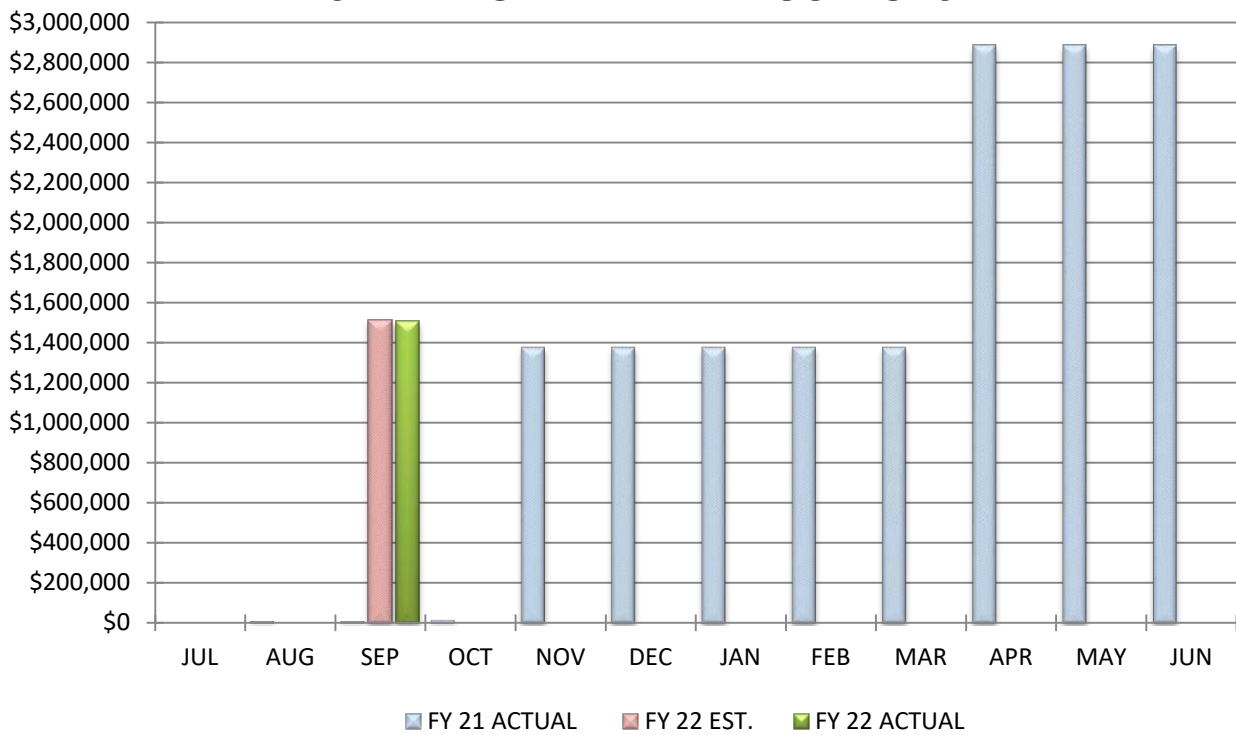
		<u>MONTH</u>		<u>YEAR-TO-DATE</u>
Actual State Receipts		\$482,763		\$1,585,366
Estimated State Receipts		\$490,267		\$1,577,766
Variance From Estimate	UNDER	(\$7,504)	OVER	\$7,600
Variance From Estimate	UNDER	-1.53%	OVER	0.48%
Actual Prior Year		\$541,896		\$1,647,523
Total 2021-2022 Estimate				\$7,272,640
Percent Of Total Estimate Received				21.80%
Percent Of Budget Year Completed		3 months		25.00%

**COMMENTS:** We are on target with our annual estimates.

## COMPARISON OF TOTAL MONTHLY STATE PROPERTY TAX ALLOCATIONS



## COMPARISON OF TOTAL YEAR-TO-DATE STATE PROPERTY TAX ALLOCATIONS



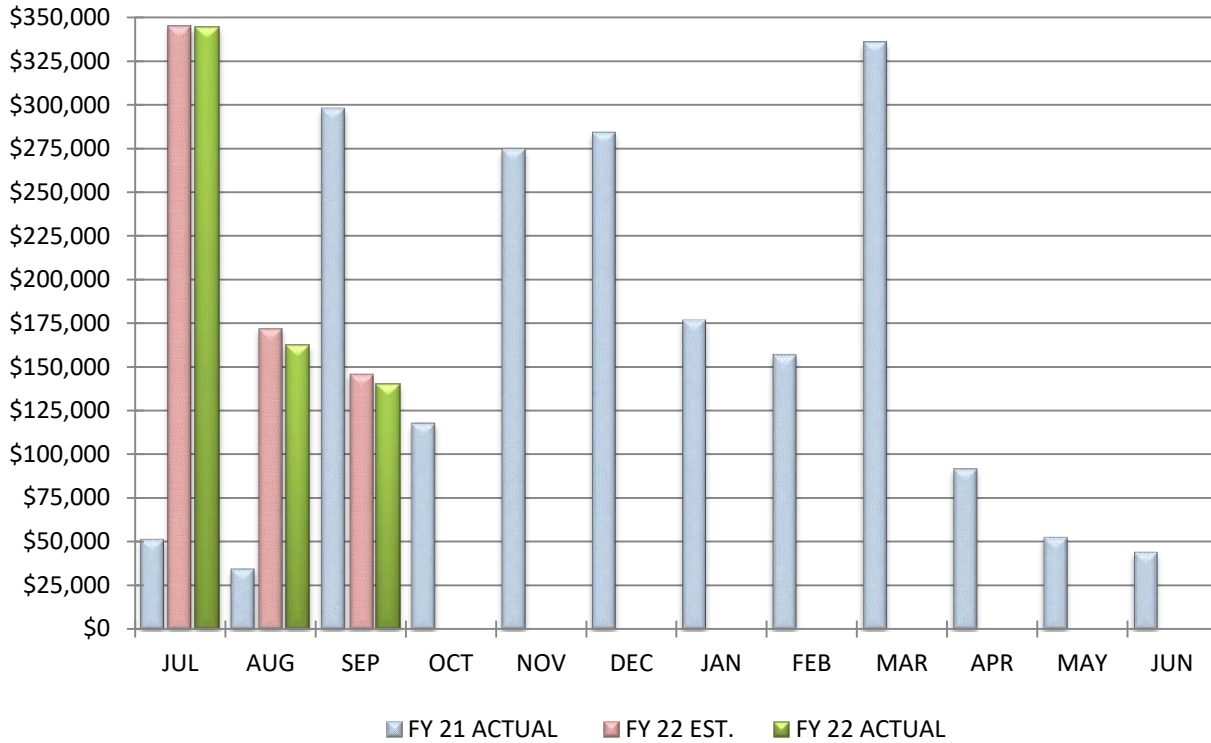
**COMPARISON OF STATE PROPERTY TAX ALLOCATIONS**

**September 30, 2021**

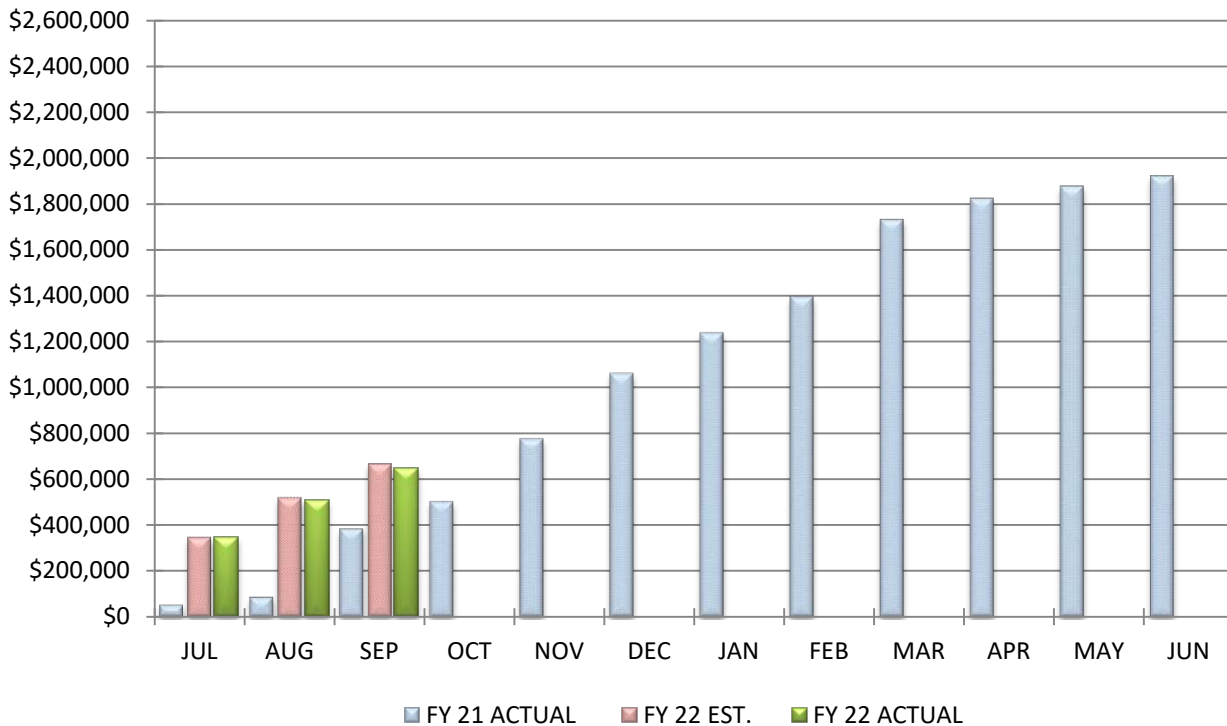
		<u>MONTH</u>		<u>YEAR-TO-DATE</u>
Actual Tax Allocation Receipts		\$1,504,264		\$1,504,264
Estimated Tax Allocation Receipts		\$1,513,626		\$1,513,626
Variance From Estimate	UNDER	(\$9,362)	UNDER	(\$9,362)
Variance From Estimate	UNDER	-0.62%	UNDER	-0.62%
Actual Prior Year		\$0		\$12,720
Total 2021-2022 Estimate				\$3,062,444
Percent Of Total Estimate Received				49.12%
Percent Of Budget Year Completed			3 months	25.00%

**COMMENTS:** We are on target with our annual estimates.

### COMPARISON OF TOTAL MONTHLY OTHER REVENUES & OTHER FINANCING SOURCES



### COMPARISON OF TOTAL YEAR-TO-DATE OTHER REVENUES & OTHER FINANCING SOURCES



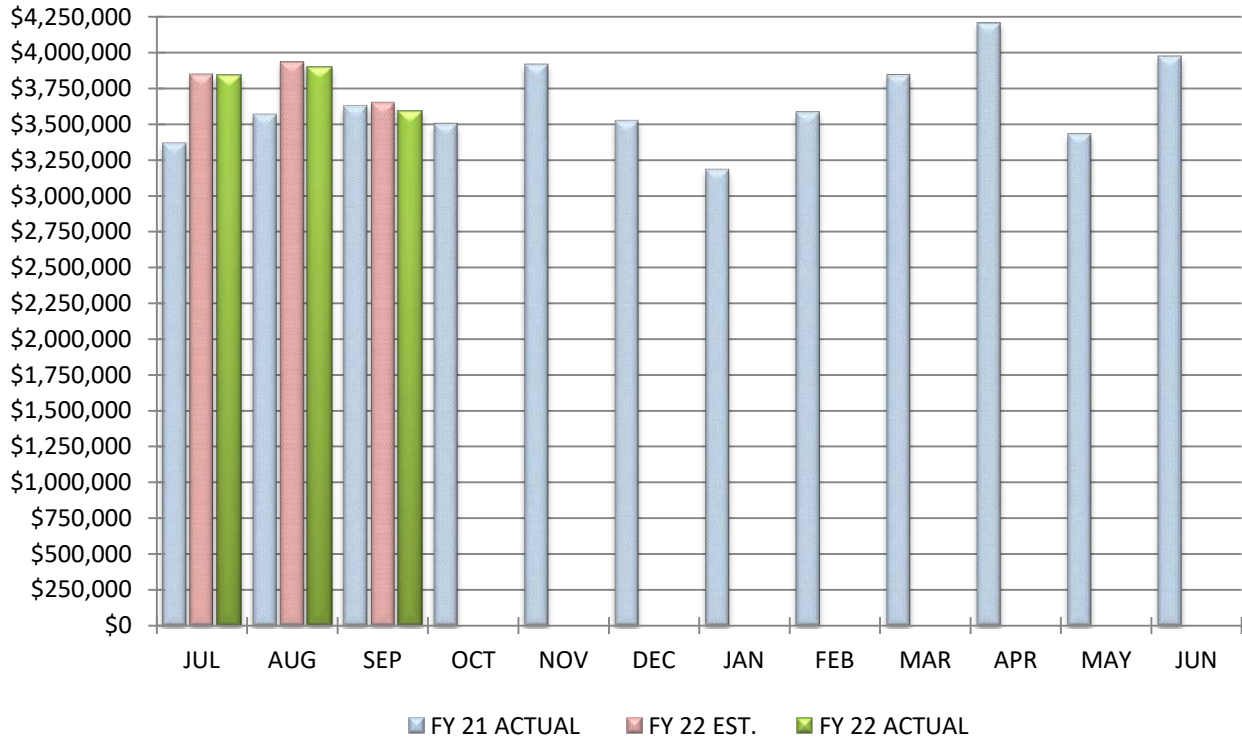
**COMPARISON OF OTHER REVENUES & OTHER FINANCING SOURCES**

**September 30, 2021**

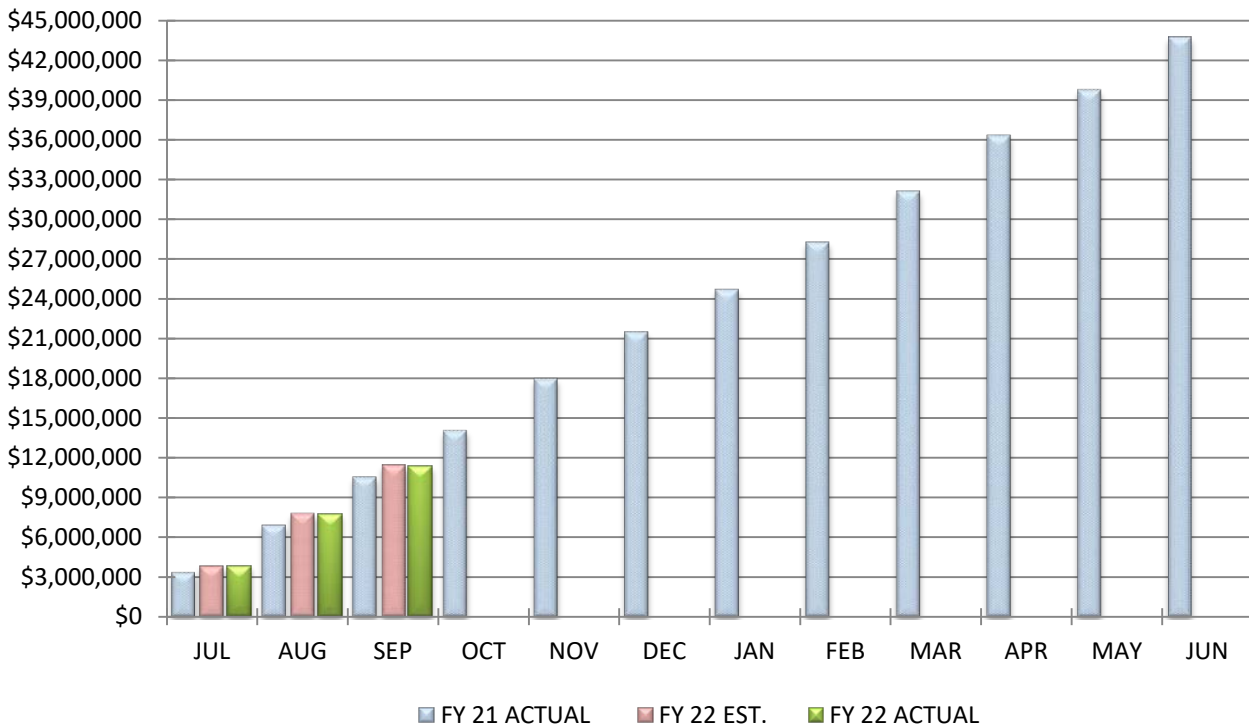
		<u>MONTH</u>		<u>YEAR-TO-DATE</u>
Actual Other Receipts		\$139,859		\$646,660
Estimated Other Receipts		\$145,920		\$662,661
Variance From Estimate	UNDER	(\$6,061)	UNDER	(\$16,001)
Variance From Estimate	UNDER	-4.15%	UNDER	-2.41%
Actual Prior Year		\$297,719		\$384,169
Total 2021-2022 Estimate				\$1,824,523
Percent Of Total Estimate Received				35.44%
Percent Of Budget Year Completed			3 months	25.00%

**COMMENTS:** The new state funding formula is now funding students where they are taught instead of having additional revenue additions for items like open enrollment, special needs, excess costs, which are generally students that live in other areas but are placed in our district for education. Many times this is through court placement or special circumstances. These changes will change the anticipated amounts collected for this fiscal year. Another revenue in this funding area is the advance in from food service fund that was received, which has increased the amount reported. Overall, we are on target with our annual estimates.

### COMPARISON OF TOTAL MONTHLY EXPENDITURES & OTHER FINANCING USES



### COMPARISON OF TOTAL YEAR-TO-DATE EXPENDITURES & OTHER FINANCING USES





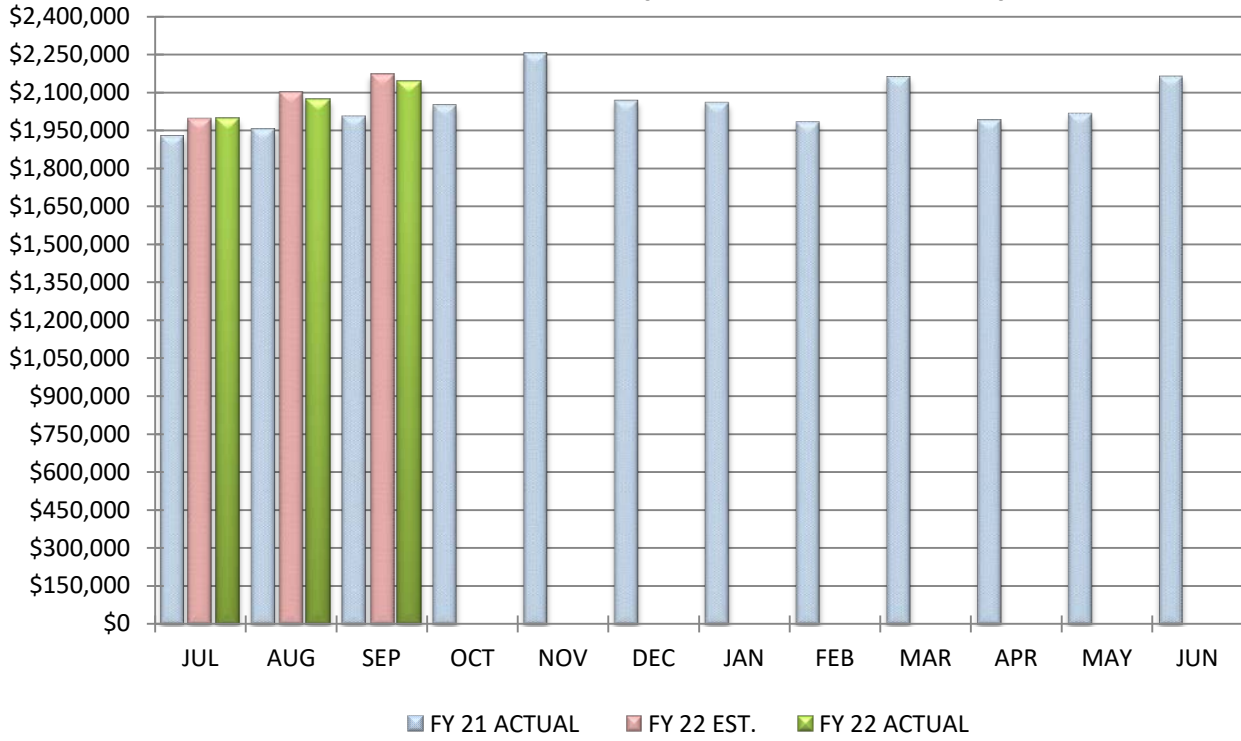
**COMPARISON OF TOTAL EXPENDITURES & OTHER FINANCING USES**

**September 30, 2021**

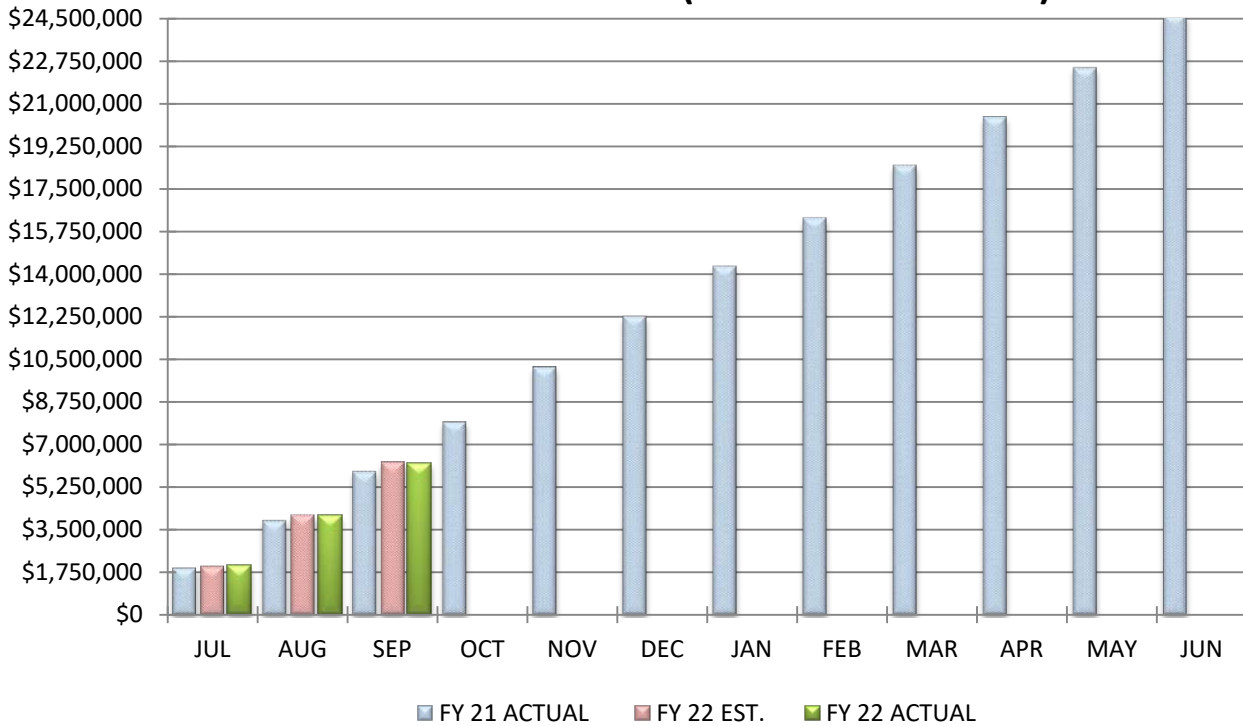
		<u>MONTH</u>		<u>YEAR-TO-DATE</u>
Actual Expenditures		\$3,587,362		\$11,330,942
Estimated Expenditures		\$3,648,200		\$11,423,399
Variance From Estimate	UNDER	(\$60,838)	UNDER	(\$92,457)
Variance From Estimate	UNDER	-1.67%	UNDER	-0.81%
Actual Prior Year		\$3,626,645		\$10,562,305
Total 2021-2022 Estimate				\$47,617,071
Percent Of Total Estimate Spent				23.80%
Percent Of Budget Year Completed		3 months		25.00%

**COMMENTS:** We are on target with our annual estimates of total expenditures. Our favorable variance is primarily due to our salaries and wages in personal services and purchased services. Further discussion will be had for these areas on the specific sections related to these expenditures areas.

## COMPARISON OF TOTAL MONTHLY PERSONAL SERVICES (SALARIES & WAGES)



## COMPARISON OF TOTAL YEAR-TO-DATE PERSONAL SERVICES (SALARIES & WAGES)



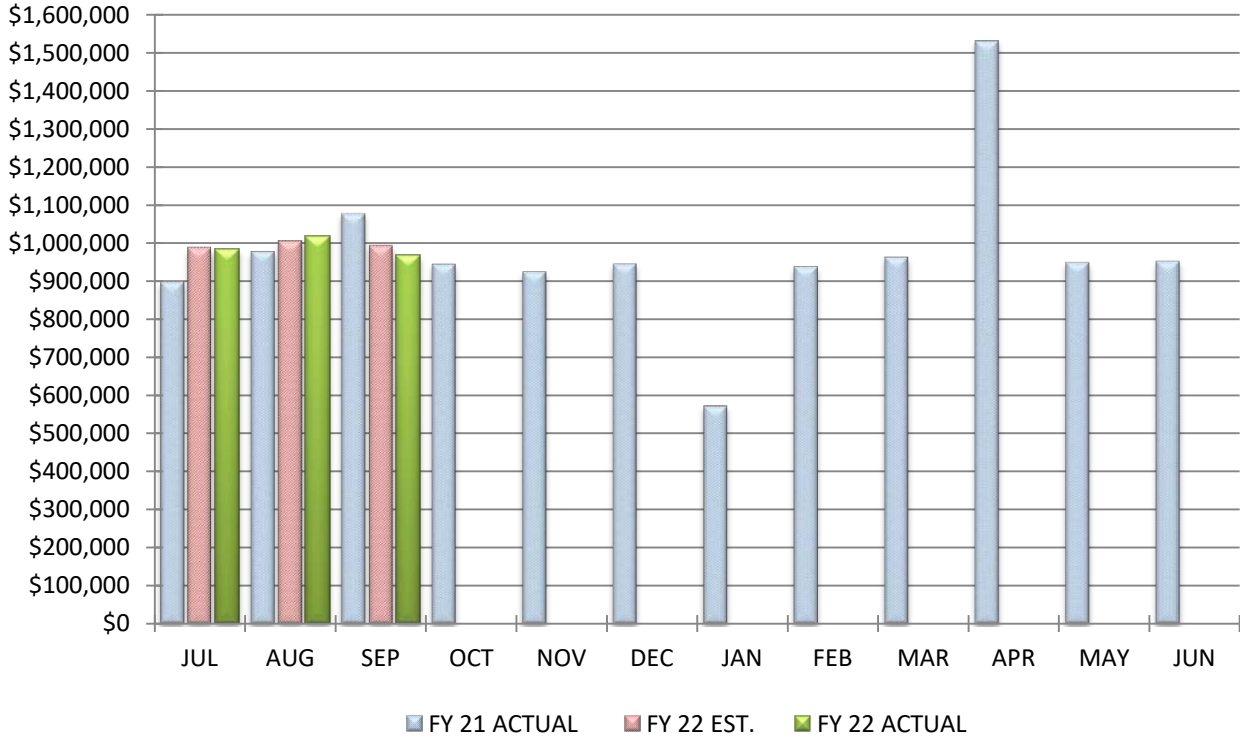
**COMPARISON OF PERSONAL SERVICES (SALARIES & WAGES)**

**September 30, 2021**

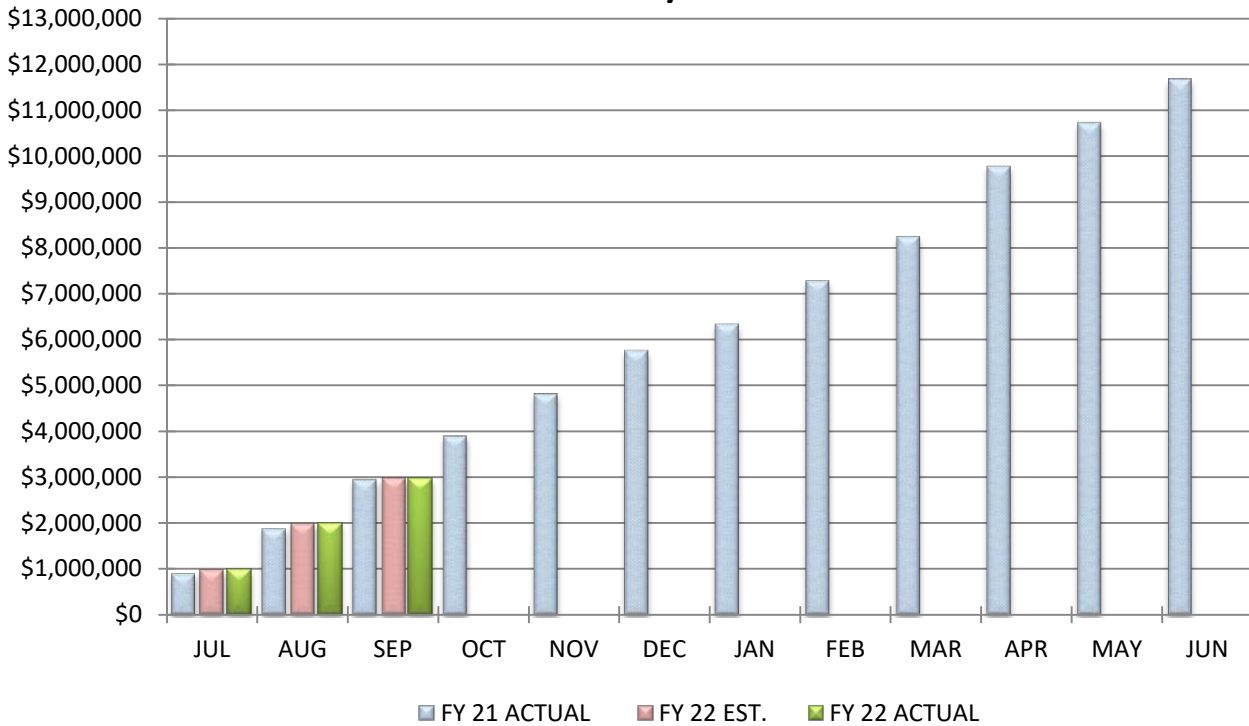
		<u>MONTH</u>		<u>YEAR-TO-DATE</u>
Actual Wage Expenditures		\$2,143,002		\$6,213,573
Estimated Wage Expenditures		\$2,170,535		\$6,264,461
Variance From Estimate	UNDER	(\$27,533)	UNDER	(\$50,888)
Variance From Estimate	UNDER	-1.27%	UNDER	-0.81%
Actual Prior Year		\$2,005,086		\$5,887,521
Total 2021-2022 Estimate				\$26,626,608
Percent Of Total Estimate Spent				23.34%
Percent Of Budget Year Completed		3 months		25.00%

**COMMENTS:** We are on target with our annual estimates. We have continued to be slightly under projections for our salaries and wages. We believe there are two reasons for this current trend. First, our school district has not been immune to labor shortage just like many business sectors. There are some positions that we are still attempting to fill and some positions that were filled after to start of the school year. In addition, we have estimated average experience level we try to target for new hired positions when we have retirements and resignations. We saw a large amount of resignations and retirements at the end of the 2020-2021 school year and the average experience and replacement wages for the new hires tend to be lower than the positions they are replacing. We believe these factors are lending to the overall positive variance at this time.

## COMPARISON OF TOTAL MONTHLY EMPLOYEES' RETIREMENT/INSURANCE BENEFITS



## COMPARISON OF TOTAL YEAR-TO-DATE EMPLOYEES' RETIREMENT/INSURANCE BENEFITS



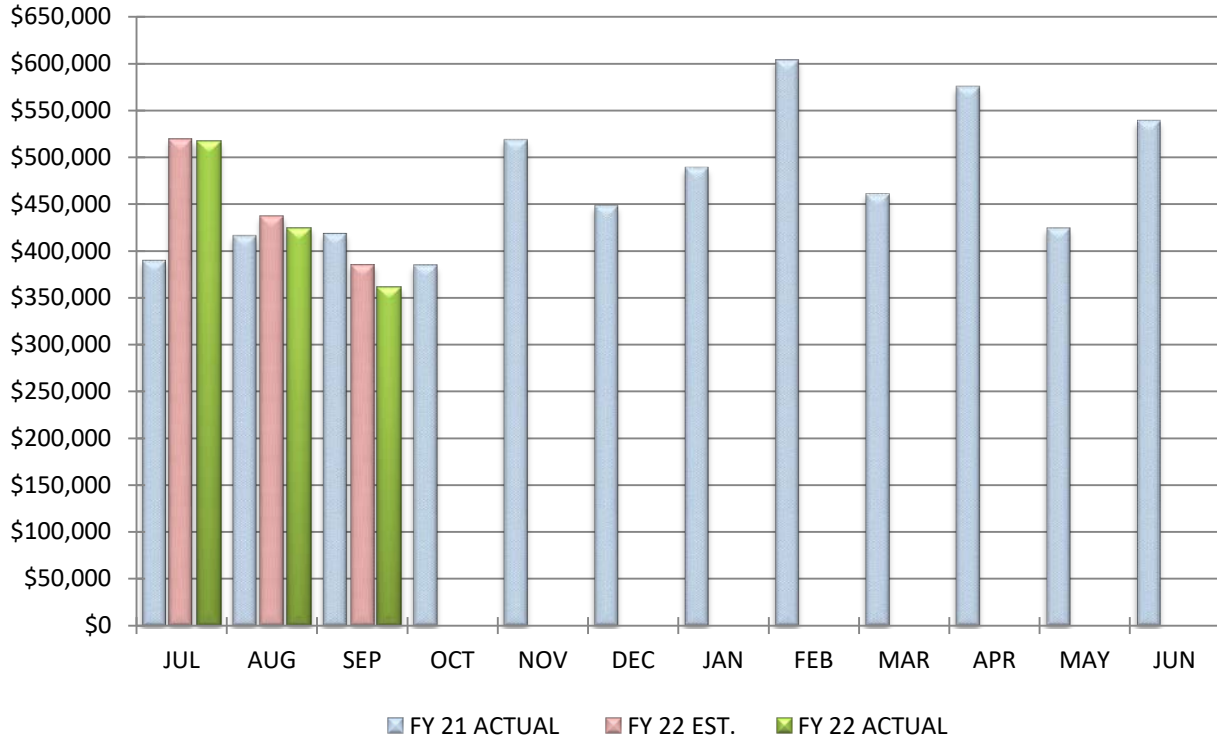
**COMPARISON OF EMPLOYEES' RETIREMENT/INSURANCE BENEFITS**

**September 30, 2021**

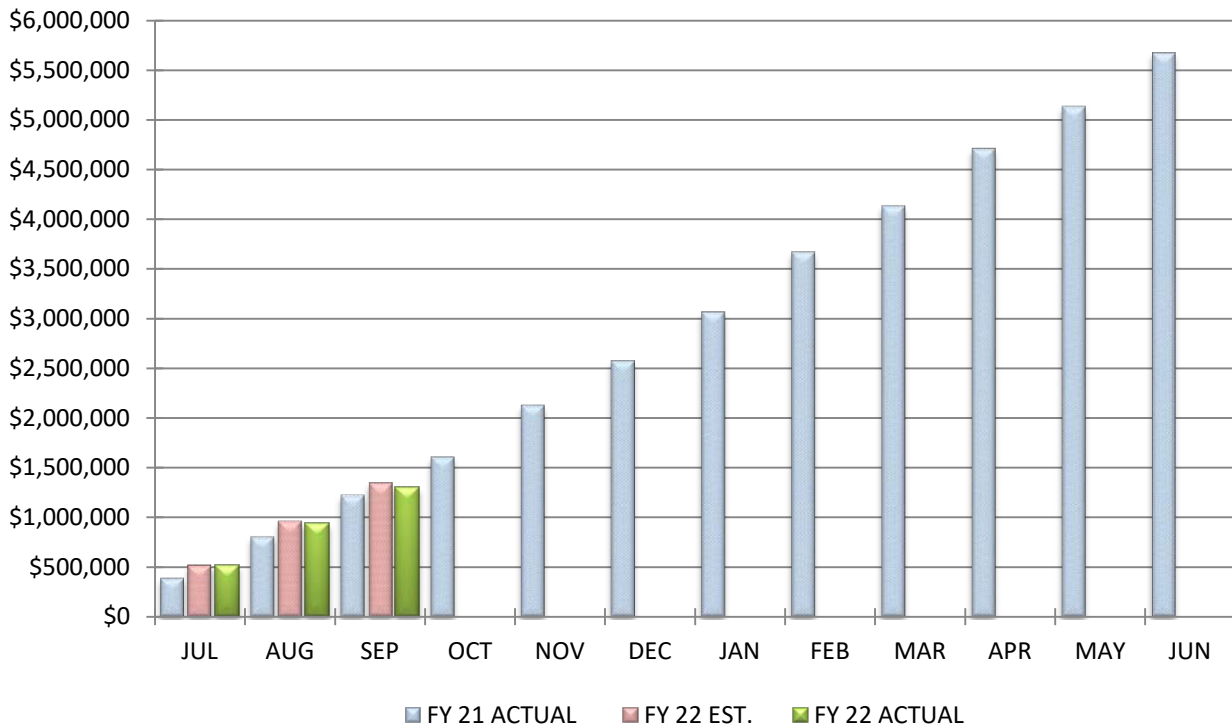
		<u>MONTH</u>		<u>YEAR-TO-DATE</u>
Actual Fringe Benefit Expenditures		\$967,189		\$2,969,103
Estimated Fringe Benefit Expenditures		\$991,115		\$2,980,533
Variance From Estimate	UNDER	(\$23,926)	UNDER	(\$11,430)
Variance From Estimate	UNDER	-2.41%	UNDER	-0.38%
Actual Prior Year		\$1,077,354		\$2,954,249
Total 2021-2022 Estimate				\$12,533,283
Percent Of Total Estimate Spent				23.69%
Percent Of Budget Year Completed		3 months		25.00%

**COMMENTS:** We are on target with our annual estimates.

## COMPARISON OF TOTAL MONTHLY PURCHASED SERVICES



## COMPARISON OF TOTAL YEAR-TO-DATE PURCHASED SERVICES



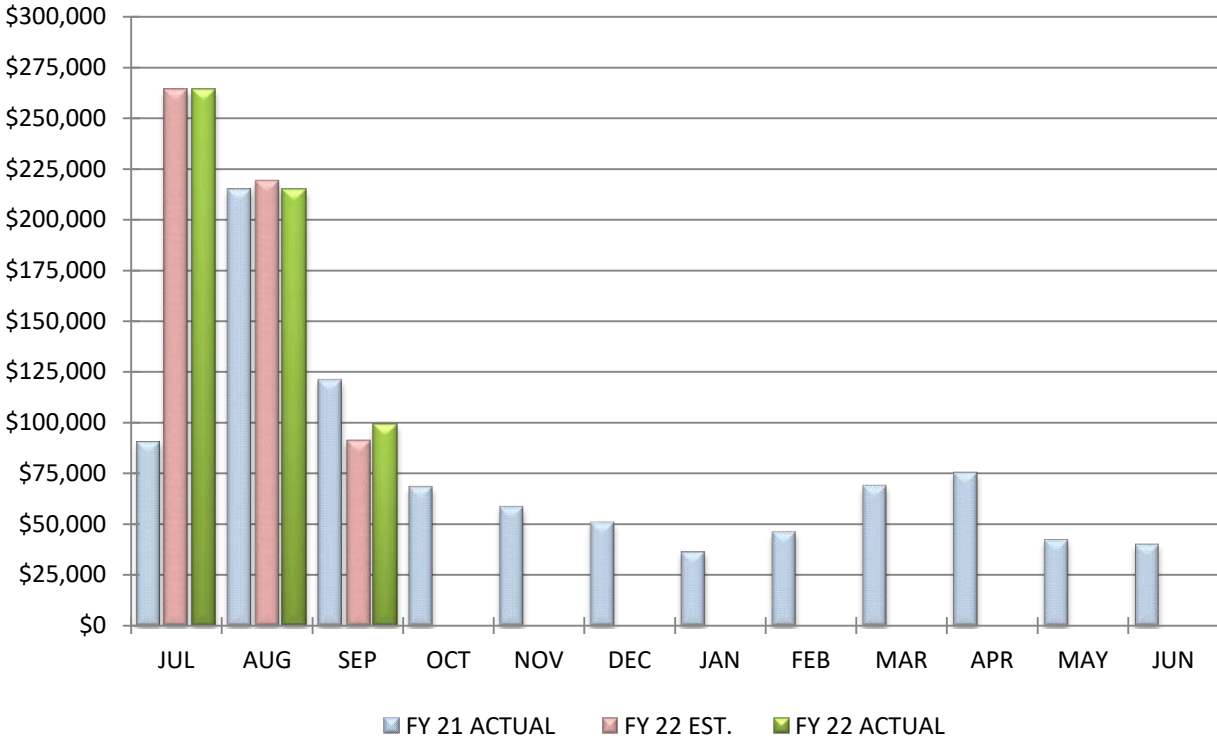
**COMPARISON OF PURCHASED SERVICES**

**September 30, 2021**

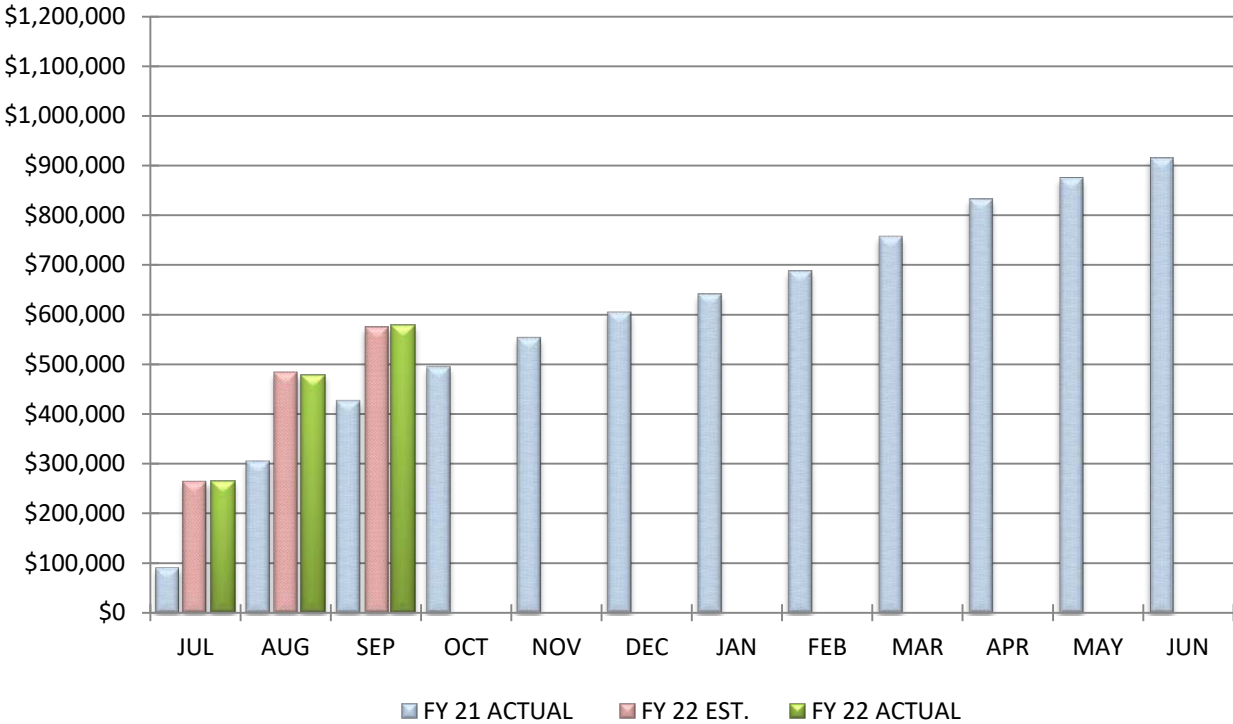
		<u>MONTH</u>		<u>YEAR-TO-DATE</u>
Actual Service Expenditures		\$361,304		\$1,303,007
Estimated Service Expenditures		\$384,700		\$1,339,915
Variance From Estimate	UNDER	(\$23,396)	UNDER	(\$36,908)
Variance From Estimate	UNDER	-6.08%	UNDER	-2.75%
Actual Prior Year		\$418,471		\$1,224,302
Total 2021-2022 Estimate				\$6,732,972
Percent Of Total Estimate Spent				19.35%
Percent Of Budget Year Completed		3 months		25.00%

**COMMENTS:** We are on target with our annual estimates and currently have a favorable variance. There are several factors a play in our purchase services line. We are anticipating a significant increase in this expenditure area due to utilities on our new high school and athletic facilities as this will be an addition in this school year that we have not had for previous school years. Counteracting this increase and causing the favorable variance is having some educational support positions that we contract with the ESC of Central Ohio still being unfilled or being filled after the start of the school year and not being billed yet. A further impact on this budget area will be seen, both now and in the future, due to the changes in the state funding formula and how students are funded where they are educated. Just like was noted in the other revenues line, we have historically had to post an expenditure for items like open enrollment, community school transfers, scholarships and other state tuition programs. These deductions should no longer occur under the new formula. While we wait for the new formula to be rolled out we have attempted to account for these impacts in our budgeting, but this too is lending to favorable balance.

### COMPARISON OF TOTAL MONTHLY SUPPLIES AND MATERIALS



### COMPARISON OF TOTAL YEAR-TO-DATE SUPPLIES AND MATERIALS





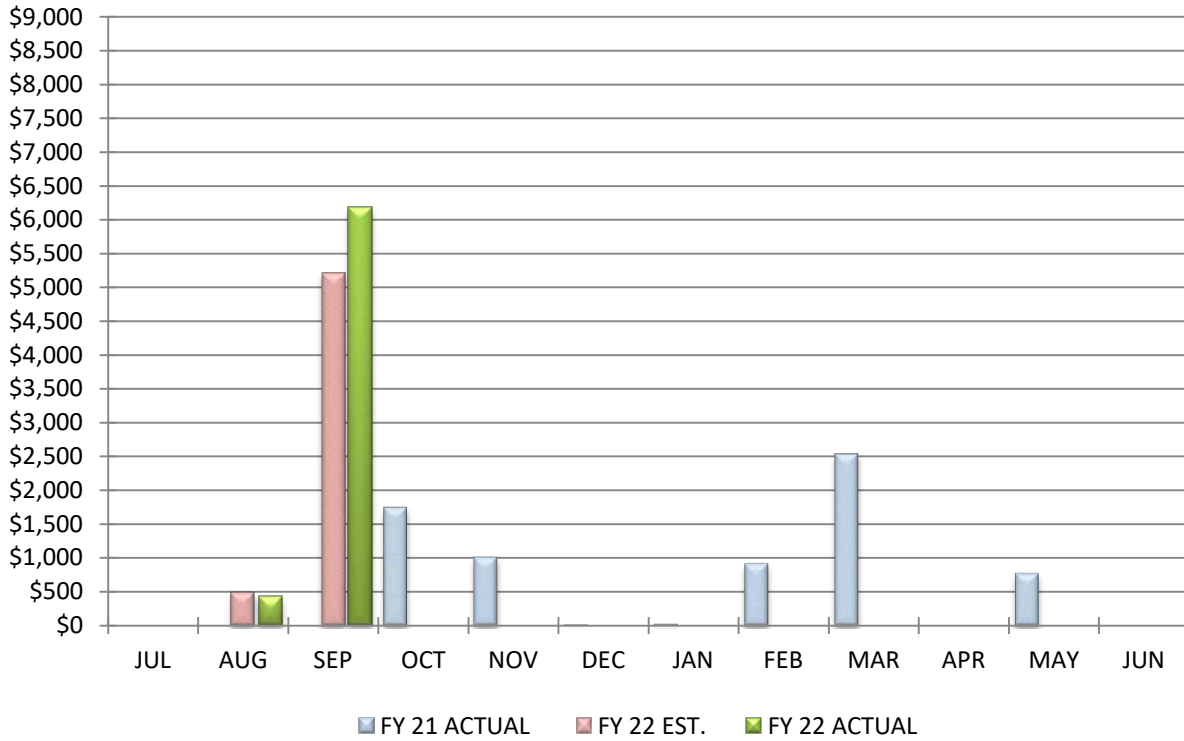
**COMPARISON OF SUPPLIES AND MATERIALS**

**September 30, 2021**

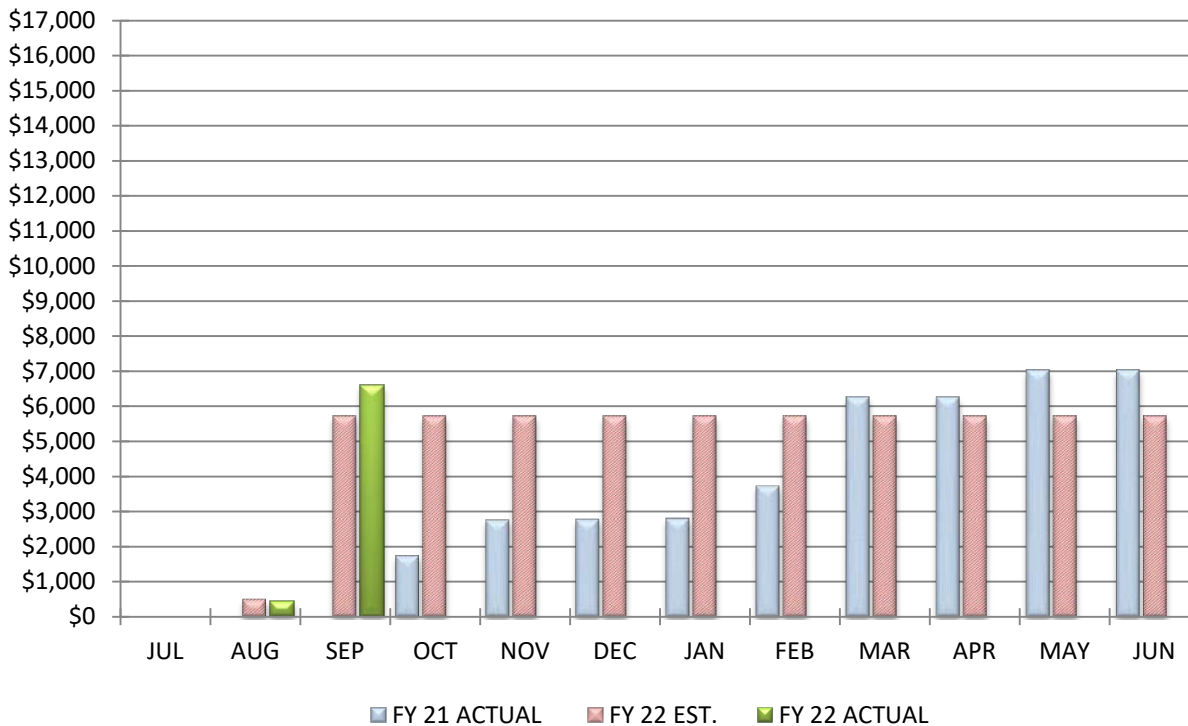
		<u>MONTH</u>		<u>YEAR-TO-DATE</u>
Actual Material Expenditures		\$98,944		\$577,741
Estimated Material Expenditures		\$91,260		\$574,255
Variance From Estimate	OVER	\$7,684	OVER	\$3,486
Variance From Estimate	OVER	8.42%	OVER	0.61%
Actual Prior Year		\$120,961		\$426,363
Total 2021-2022 Estimate				\$1,127,722
Percent Of Total Estimate Spent				51.23%
Percent Of Budget Year Completed		3 months		25.00%

**COMMENTS:** We are on target with our annual estimates.

## COMPARISON OF TOTAL MONTHLY CAPITAL OUTLAY



## COMPARISON OF TOTAL YEAR-TO-DATE CAPITAL OUTLAY



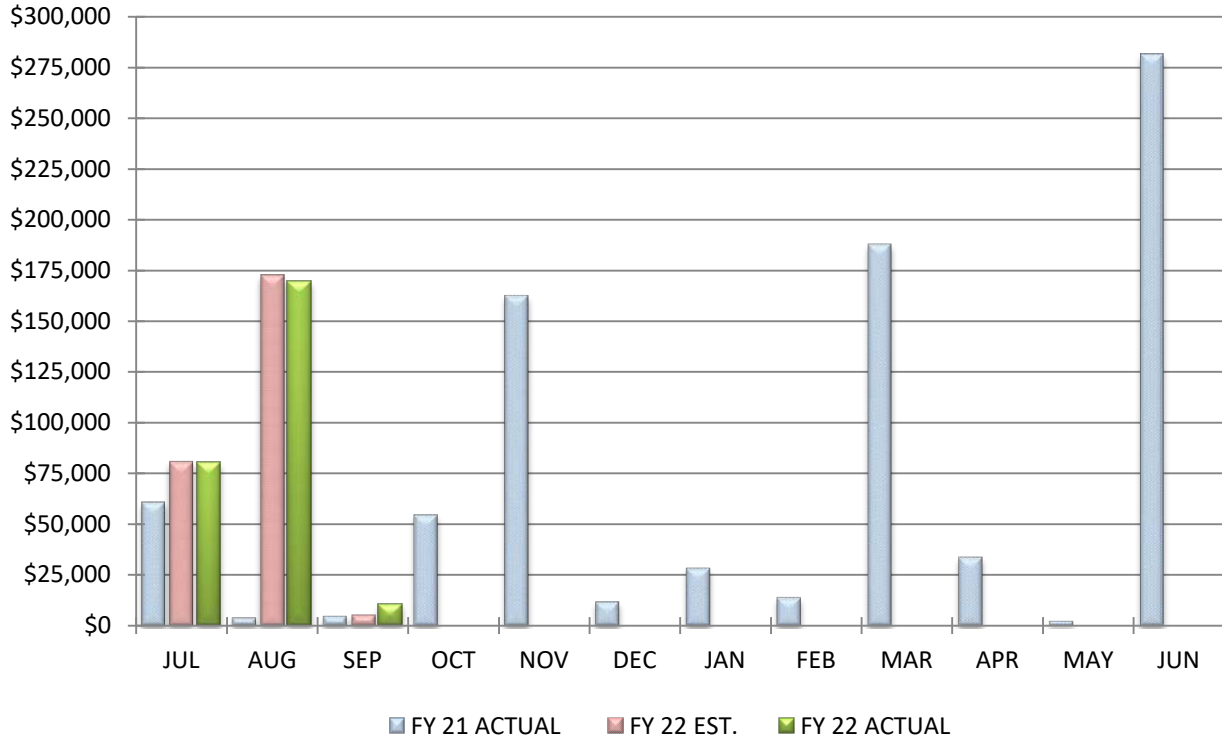
**COMPARISON OF CAPITAL OUTLAY**

**September 30, 2021**

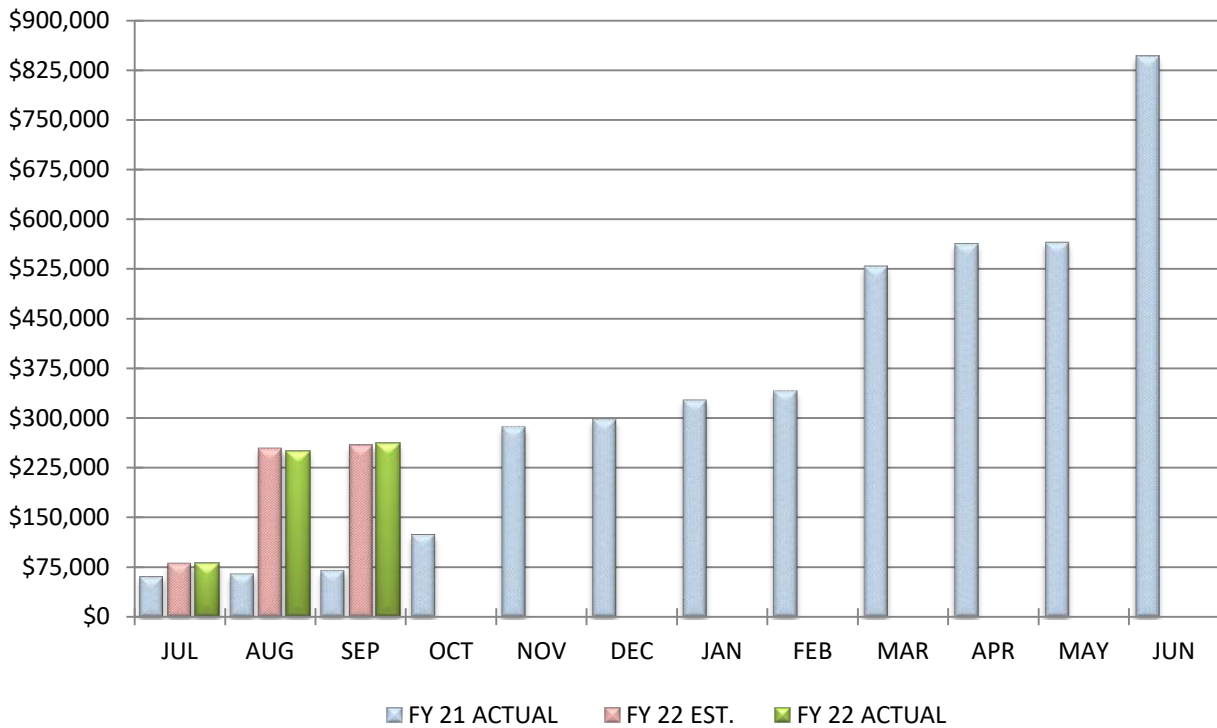
		<u>MONTH</u>		<u>YEAR-TO-DATE</u>
Actual Equipment Expenditures		\$6,178		\$6,598
Estimated Equipment Expenditures		\$5,200		\$5,700
Variance From Estimate	OVER	\$978	OVER	\$898
Variance From Estimate	OVER	18.81%	OVER	15.76%
Actual Prior Year		\$0		\$0
Total 2021-2022 Estimate				\$10,000
Percent Of Total Estimate Spent				65.98%
Percent Of Budget Year Completed		3 months		25.00%

**COMMENTS:** We are on target with our annual estimates.

### COMPARISON OF TOTAL MONTHLY OTHER EXPENDITURE OBJECTS & OTHER FINANCING USES



### COMPARISON OF TOTAL YEAR-TO-DATE OTHER EXPENDITURE OBJECTS & OTHER FINANCING USES



**COMPARISON OF OTHER EXPENDITURE OBJECTS & OTHER FINANCING USES**

**September 30, 2021**

		<u>MONTH</u>		<u>YEAR-TO-DATE</u>
Actual Other Expenditures		\$10,745		\$260,919
Estimated Other Expenditures		\$5,390		\$258,535
Variance From Estimate	OVER	\$5,355	OVER	\$2,384
Variance From Estimate	OVER	99.35%	OVER	0.92%
Actual Prior Year		\$4,773		\$69,869
Total 2021-2022 Estimate				\$586,486
Percent Of Total Estimate Spent				44.49%
Percent Of Budget Year Completed		3 months		25.00%

**COMMENTS:** We are on target with our annual estimates.



BIG WALNUT | INSPIRE  
LOCAL SCHOOLS & GUIDE

---

---

RECEIPTS, EXPENDITURES, AND FUND BALANCES REPORT

AND

MONTHLY SUMMARY CHECK REGISTER

---

---

**SEPTEMBER 2021 - RECEIPTS, EXPENDITURES, AND FUND BALANCES REPORT**

Code	Fund Description	FY Beginning Balance	MTD Actual Receipts	FYTD Actual Receipts	MTD Expended	FYTD Expended	Current Balance	FY Encumbrances	FYTD Unencumbered
001	GENERAL	\$13,412,580.60	\$2,126,885.23	\$20,490,742.04	\$3,587,362.45	\$11,330,941.51	\$22,572,381.13	\$3,358,463.54	\$19,213,917.59
002	BOND RETIREMENT	5,658,379.48	221,088.18	4,396,983.52	0.00	49,657.82	10,005,705.18	9,349,733.49	655,971.69
003	PERMANENT IMPROVEMENT	1,292,222.40	5,079.63	587,350.34	80,981.99	384,383.80	1,495,188.94	803,151.58	692,037.36
004	BUILDING	27,057,383.59	131,982.45	155,212.31	2,727,051.60	9,028,321.33	18,184,274.57	15,948,187.38	2,236,087.19
006	FOOD SERVICE	2,665.99	39,235.77	357,319.76	153,416.90	585,933.44	(225,947.69)	325,033.67	(550,981.36)
012	ADULT EDUCATION	4,019.80	0.00	0.00	0.00	0.00	4,019.80	0.00	4,019.80
014	ROTARY-INTERNAL SERVICES	28,876.30	5,238.01	5,252.01	0.00	18,014.00	16,114.31	25,300.00	(9,185.69)
018	PUBLIC SCHOOL SUPPORT	111,989.50	4,029.79	11,828.68	2,388.55	15,000.87	108,817.31	7,665.10	101,152.21
019	OTHER GRANT	7,371.44	0.00	0.00	0.00	0.00	7,371.44	1,949.86	5,421.58
022	DISTRICT AGENCY	74,170.04	44.09	104,980.08	7,259.50	8,120.47	171,029.65	14,342.62	156,687.03
028	SPECIAL EDUCATION FUND	892.58	0.00	0.00	0.00	0.00	892.58	0.00	892.58
070	CAPITAL PROJECTS	113,119.03	0.00	912.53	0.00	0.00	114,031.56	12,575.60	101,455.96
200	STUDENT MANAGED ACTIVITY	147,532.99	16,926.92	17,242.10	7,890.81	8,453.81	156,321.28	94,638.30	61,682.98
300	DISTRICT MANAGED ACTIVITY	83,317.11	83,941.52	172,601.28	32,535.77	119,091.02	136,827.37	71,305.01	65,522.36
401	AUXILIARY SERVICES	89,080.87	0.49	70,939.08	43,439.68	134,659.70	25,360.25	74,356.79	(48,996.54)
451	DATA COMMUNICATION FUND	0.00	0.00	0.00	0.00	0.00	0.00	0.00	0.00
467	STUDENT WELLNESS AND SUCCESS FUND	144,195.09	0.00	0.00	11,459.31	34,285.59	109,909.50	1,810.96	108,098.54
499	MISCELLANEOUS STATE GRANT FUND	7,523.29	1,011.34	31,106.70	9,750.00	18,833.97	19,796.02	4,312.28	15,483.74
507	ELEMENTARY AND SECONDARY SCHOOL EMERGENCY RELIEF FUND	(99,059.96)	0.00	99,059.96	55,954.18	55,954.18	(55,954.18)	0.00	(55,954.18)
510	CORONA VIRUS RELIEF FUND	(2,575.39)	0.00	2,575.39	0.00	0.00	0.00	0.00	0.00
516	IDEA PART B GRANTS	(46,319.46)	36,089.43	168,945.40	56,819.96	179,445.90	(56,819.96)	34,160.00	(90,979.96)
551	LIMITED ENGLISH PROFICIENCY	0.00	0.00	0.00	0.00	0.00	0.00	0.00	0.00
572	TITLE I DISADVANTAGED CHILDREN	(14,524.59)	37,070.24	51,594.83	20,830.08	57,900.32	(20,830.08)	0.00	(20,830.08)
584	STUDENT SUPPORT AND ACADEMIC ENRICH	0.00	0.00	0.00	238.26	238.26	(238.26)	0.00	(238.26)
587	IDEA PRESCHOOL-HANDICAPPED	(309.00)	0.00	378.00	2,987.21	3,056.21	(2,987.21)	0.00	(2,987.21)
590	IMPROVING TEACHER QUALITY	(1,870.92)	3,356.67	5,227.59	2,478.43	5,835.10	(2,478.43)	10,662.01	(13,140.44)
599	MISCELLANEOUS FED. GRANT FUND	(250.44)	0.00	0.00	0.00	(250.44)	0.00	0.00	0.00
<b>Grand Total</b>		<b>\$48,070,410.34</b>	<b>\$2,711,979.76</b>	<b>\$26,730,251.60</b>	<b>\$6,802,844.68</b>	<b>\$22,037,876.86</b>	<b>\$52,762,785.08</b>	<b>\$30,137,648.19</b>	<b>\$22,625,136.89</b>

## Big Walnut Local Schools Disbursement Report-All

Check #	Check Type	Vendor #	Primary Name	Date	Amount	Reconcile Date	Status	Void Date	Type
0	Electronic			9/15/2021	\$ 1,136,158.78		OUTSTANDING		PAYROLL
0	Electronic			9/24/2021	1,156,313.61		OUTSTANDING		PAYROLL
0	Electronic	900001	PNC Bank - Visa	9/27/2021	379.06		OUTSTANDING		ACCOUNTS_PAYA BLE
0	Electronic	900500	Payroll Account	9/29/2021	35,788.01		OUTSTANDING		ACCOUNTS_PAYA BLE
0	Electronic	900800	Delta Dental Plan of Ohio, Inc	9/29/2021	11,488.17		OUTSTANDING		ACCOUNTS_PAYA BLE
0	Electronic	900600	United Health Care Insurance	9/29/2021	652,955.40		OUTSTANDING		ACCOUNTS_PAYA BLE
0	Electronic	900025	Dearborn Life Insurance Co	9/29/2021	1,704.33		OUTSTANDING		ACCOUNTS_PAYA BLE
0	Electronic	900001	PNC Bank - Visa	9/29/2021	26,382.44		OUTSTANDING		ACCOUNTS_PAYA BLE
0	Electronic	920000	SCHOOL EMPLOYEES	9/29/2021	50,179.22		OUTSTANDING		ACCOUNTS_PAYA BLE
0	Electronic	910000	STATE TEACHERS	9/29/2021	137,532.41		OUTSTANDING		ACCOUNTS_PAYA BLE
0	Electronic	910000	STATE TEACHERS	9/29/2021	114,525.59		OUTSTANDING		ACCOUNTS_PAYA BLE
0	Electronic	900500	Payroll Account	9/29/2021	33,129.06		OUTSTANDING		ACCOUNTS_PAYA BLE
0	Electronic	920000	SCHOOL EMPLOYEES	9/29/2021	39,968.78		OUTSTANDING		ACCOUNTS_PAYA BLE
0	Electronic	900001	PNC Bank - Visa	9/29/2021	96.00		OUTSTANDING		ACCOUNTS_PAYA BLE
0	Check	177	Scholastic Magazines	9/30/2021	3,903.26		VOID	9/30/2021	ACCOUNTS_PAYA BLE
125328	Check	122	Lieurance, Margaret A	9/9/2021	75.60		OUTSTANDING		ACCOUNTS_PAYA BLE
125329	Check	177	Scholastic Magazines	9/9/2021	3,038.89		OUTSTANDING		ACCOUNTS_PAYA BLE
125330	Check	300	Discount School Supply	9/9/2021	3,462.33		OUTSTANDING		ACCOUNTS_PAYA BLE
125331	Check	737	School Health Corporation	9/9/2021	145.23		OUTSTANDING		ACCOUNTS_PAYA BLE
125332	Check	1008	Rumpke of Ohio, Inc.	9/9/2021	5,892.03		OUTSTANDING		ACCOUNTS_PAYA BLE
125333	Check	1046	KE-WA-PA SALES & SERVICE	9/9/2021	3,939.29		OUTSTANDING		ACCOUNTS_PAYA BLE
125334	Check	1115	Del-Co Water Co.	9/9/2021	4,781.20		OUTSTANDING		ACCOUNTS_PAYA BLE
125335	Check	1557	TruckPro, LLC	9/9/2021	196.00		OUTSTANDING		ACCOUNTS_PAYA BLE
125336	Check	2502	VILLAGE OF SUNBURY	9/9/2021	5,766.01		OUTSTANDING		ACCOUNTS_PAYA BLE
125337	Check	3036	NASCO	9/9/2021	203.87		OUTSTANDING		ACCOUNTS_PAYA BLE
125338	Check	3064	Ward's Science	9/9/2021	48.76		OUTSTANDING		ACCOUNTS_PAYA BLE



## Big Walnut Local Schools Disbursement Report-All

Check #	Check Type	Vendor #	Primary Name	Date	Amount	Reconcile Date	Status	Void Date	Type
125339	Check	3137	Tristar Transportation Co	9/9/2021	\$ 14,910.03		OUTSTANDING		ACCOUNTS_PAYA BLE
125340	Check	4154	GOPHER SPORT	9/9/2021	3,064.82		OUTSTANDING		ACCOUNTS_PAYA BLE
125341	Check	5237	ESC of Central Ohio	9/9/2021	4,930.07		OUTSTANDING		ACCOUNTS_PAYA BLE
125342	Check	5565	OASSA	9/9/2021	3,815.00		OUTSTANDING		ACCOUNTS_PAYA BLE
125343	Check	5725	BRICKER & ECKLER LLP	9/9/2021	1,412.40		OUTSTANDING		ACCOUNTS_PAYA BLE
125344	Check	5830	Lakeshore Learning Materials	9/9/2021	859.05		OUTSTANDING		ACCOUNTS_PAYA BLE
125345	Check	6335	Verizon Wireless	9/9/2021	374.97		OUTSTANDING		ACCOUNTS_PAYA BLE
125346	Check	6471	Cardinal Bus Sales &	9/9/2021	384.48		OUTSTANDING		ACCOUNTS_PAYA BLE
125347	Check	6475	Parallel Technologies Inc.	9/9/2021	14,803.49		OUTSTANDING		ACCOUNTS_PAYA BLE
125348	Check	7268	PJ's Pizza	9/9/2021	86.40		OUTSTANDING		ACCOUNTS_PAYA BLE
125349	Check	7852	Really Good Stuff, LLC	9/9/2021	194.59		OUTSTANDING		ACCOUNTS_PAYA BLE
125350	Check	8898	Office Depot Dept #34063345	9/9/2021	225.00		OUTSTANDING		ACCOUNTS_PAYA BLE
125351	Check	70914	MEDCO Sports Medicine	9/9/2021	104.68		OUTSTANDING		ACCOUNTS_PAYA BLE
125352	Check	711113	Read, Amy	9/9/2021	11.20		OUTSTANDING		ACCOUNTS_PAYA BLE
125353	Check	789693	Shelton, Brian	9/9/2021	82.10		OUTSTANDING		ACCOUNTS_PAYA BLE
125354	Check	790326	Friends Office	9/9/2021	3,032.72		OUTSTANDING		ACCOUNTS_PAYA BLE
125355	Check	790489	WORTHINGTON KILBOURNE H.S.	9/9/2021	275.00		OUTSTANDING		ACCOUNTS_PAYA BLE
125356	Check	790612	Innovations Associates LLC	9/9/2021	155.00		OUTSTANDING		ACCOUNTS_PAYA BLE
125357	Check	791088	McGraw-Hill, LLC	9/9/2021	3,736.12		OUTSTANDING		ACCOUNTS_PAYA BLE
125358	Check	791495	Professional Speech Services	9/9/2021	33,035.40		OUTSTANDING		ACCOUNTS_PAYA BLE
125359	Check	791693	Ohio BCI & I	9/9/2021	1,987.75		OUTSTANDING		ACCOUNTS_PAYA BLE
125360	Check	791766	Ohio Educational Data Systems	9/9/2021	250.00		OUTSTANDING		ACCOUNTS_PAYA BLE
125361	Check	792443	Batteries Plus	9/9/2021	227.00		OUTSTANDING		ACCOUNTS_PAYA BLE
125362	Check	792556	Consolidated Electric Coop Inc	9/9/2021	33,314.08		OUTSTANDING		ACCOUNTS_PAYA BLE
125363	Check	792640	Beem's BP	9/9/2021	714.60		OUTSTANDING		ACCOUNTS_PAYA BLE

## Big Walnut Local Schools Disbursement Report-All

Check #	Check Type	Vendor #	Primary Name	Date	Amount	Reconcile Date	Status	Void Date	Type
0	Electronic			9/15/2021	\$ 1,136,158.78		OUTSTANDING		PAYROLL
0	Electronic			9/24/2021	1,156,313.61		OUTSTANDING		PAYROLL
0	Electronic	900001	PNC Bank - Visa	9/27/2021	379.06		OUTSTANDING		ACCOUNTS_PAYA BLE
0	Electronic	900500	Payroll Account	9/29/2021	35,788.01		OUTSTANDING		ACCOUNTS_PAYA BLE
0	Electronic	900800	Delta Dental Plan of Ohio, Inc	9/29/2021	11,488.17		OUTSTANDING		ACCOUNTS_PAYA BLE
0	Electronic	900600	United Health Care Insurance	9/29/2021	652,955.40		OUTSTANDING		ACCOUNTS_PAYA BLE
0	Electronic	900025	Dearborn Life Insurance Co	9/29/2021	1,704.33		OUTSTANDING		ACCOUNTS_PAYA BLE
0	Electronic	900001	PNC Bank - Visa	9/29/2021	26,382.44		OUTSTANDING		ACCOUNTS_PAYA BLE
0	Electronic	920000	SCHOOL EMPLOYEES	9/29/2021	50,179.22		OUTSTANDING		ACCOUNTS_PAYA BLE
0	Electronic	910000	STATE TEACHERS	9/29/2021	137,532.41		OUTSTANDING		ACCOUNTS_PAYA BLE
0	Electronic	910000	STATE TEACHERS	9/29/2021	114,525.59		OUTSTANDING		ACCOUNTS_PAYA BLE
0	Electronic	900500	Payroll Account	9/29/2021	33,129.06		OUTSTANDING		ACCOUNTS_PAYA BLE
0	Electronic	920000	SCHOOL EMPLOYEES	9/29/2021	39,968.78		OUTSTANDING		ACCOUNTS_PAYA BLE
0	Electronic	900001	PNC Bank - Visa	9/29/2021	96.00		OUTSTANDING		ACCOUNTS_PAYA BLE
0	Check	177	Scholastic Magazines	9/30/2021	3,903.26		VOID	9/30/2021	ACCOUNTS_PAYA BLE
125328	Check	122	Lieurance, Margaret A	9/9/2021	75.60		OUTSTANDING		ACCOUNTS_PAYA BLE
125329	Check	177	Scholastic Magazines	9/9/2021	3,038.89		OUTSTANDING		ACCOUNTS_PAYA BLE
125330	Check	300	Discount School Supply	9/9/2021	3,462.33		OUTSTANDING		ACCOUNTS_PAYA BLE
125331	Check	737	School Health Corporation	9/9/2021	145.23		OUTSTANDING		ACCOUNTS_PAYA BLE
125332	Check	1008	Rumpke of Ohio, Inc.	9/9/2021	5,892.03		OUTSTANDING		ACCOUNTS_PAYA BLE
125333	Check	1046	KE-WA-PA SALES & SERVICE	9/9/2021	3,939.29		OUTSTANDING		ACCOUNTS_PAYA BLE
125334	Check	1115	Del-Co Water Co.	9/9/2021	4,781.20		OUTSTANDING		ACCOUNTS_PAYA BLE
125335	Check	1557	TruckPro, LLC	9/9/2021	196.00		OUTSTANDING		ACCOUNTS_PAYA BLE
125336	Check	2502	VILLAGE OF SUNBURY	9/9/2021	5,766.01		OUTSTANDING		ACCOUNTS_PAYA BLE
125337	Check	3036	NASCO	9/9/2021	203.87		OUTSTANDING		ACCOUNTS_PAYA BLE
125338	Check	3064	Ward's Science	9/9/2021	48.76		OUTSTANDING		ACCOUNTS_PAYA BLE

## Big Walnut Local Schools Disbursement Report-All

Check #	Check Type	Vendor #	Primary Name	Date	Amount	Reconcile Date	Status	Void Date	Type
125339	Check	3137	Tristar Transportation Co	9/9/2021	\$ 14,910.03		OUTSTANDING		ACCOUNTS_PAYA BLE
125340	Check	4154	GOPHER SPORT	9/9/2021	3,064.82		OUTSTANDING		ACCOUNTS_PAYA BLE
125341	Check	5237	ESC of Central Ohio	9/9/2021	4,930.07		OUTSTANDING		ACCOUNTS_PAYA BLE
125342	Check	5565	OASSA	9/9/2021	3,815.00		OUTSTANDING		ACCOUNTS_PAYA BLE
125343	Check	5725	BRICKER & ECKLER LLP	9/9/2021	1,412.40		OUTSTANDING		ACCOUNTS_PAYA BLE
125344	Check	5830	Lakeshore Learning Materials	9/9/2021	859.05		OUTSTANDING		ACCOUNTS_PAYA BLE
125345	Check	6335	Verizon Wireless	9/9/2021	374.97		OUTSTANDING		ACCOUNTS_PAYA BLE
125346	Check	6471	Cardinal Bus Sales &	9/9/2021	384.48		OUTSTANDING		ACCOUNTS_PAYA BLE
125347	Check	6475	Parallel Technologies Inc.	9/9/2021	14,803.49		OUTSTANDING		ACCOUNTS_PAYA BLE
125348	Check	7268	PJ's Pizza	9/9/2021	86.40		OUTSTANDING		ACCOUNTS_PAYA BLE
125349	Check	7852	Really Good Stuff, LLC	9/9/2021	194.59		OUTSTANDING		ACCOUNTS_PAYA BLE
125350	Check	8898	Office Depot Dept #34063345	9/9/2021	225.00		OUTSTANDING		ACCOUNTS_PAYA BLE
125351	Check	70914	MEDCO Sports Medicine	9/9/2021	104.68		OUTSTANDING		ACCOUNTS_PAYA BLE
125352	Check	711113	Read, Amy	9/9/2021	11.20		OUTSTANDING		ACCOUNTS_PAYA BLE
125353	Check	789693	Shelton, Brian	9/9/2021	82.10		OUTSTANDING		ACCOUNTS_PAYA BLE
125354	Check	790326	Friends Office	9/9/2021	3,032.72		OUTSTANDING		ACCOUNTS_PAYA BLE
125355	Check	790489	WORTHINGTON KILBOURNE H.S.	9/9/2021	275.00		OUTSTANDING		ACCOUNTS_PAYA BLE
125356	Check	790612	Innovations Associates LLC	9/9/2021	155.00		OUTSTANDING		ACCOUNTS_PAYA BLE
125357	Check	791088	McGraw-Hill, LLC	9/9/2021	3,736.12		OUTSTANDING		ACCOUNTS_PAYA BLE
125358	Check	791495	Professional Speech Services	9/9/2021	33,035.40		OUTSTANDING		ACCOUNTS_PAYA BLE
125359	Check	791693	Ohio BCI & I	9/9/2021	1,987.75		OUTSTANDING		ACCOUNTS_PAYA BLE
125360	Check	791766	Ohio Educational Data Systems	9/9/2021	250.00		OUTSTANDING		ACCOUNTS_PAYA BLE
125361	Check	792443	Batteries Plus	9/9/2021	227.00		OUTSTANDING		ACCOUNTS_PAYA BLE
125362	Check	792556	Consolidated Electric Coop Inc	9/9/2021	33,314.08		OUTSTANDING		ACCOUNTS_PAYA BLE
125363	Check	792640	Beem's BP	9/9/2021	714.60		OUTSTANDING		ACCOUNTS_PAYA BLE

## Big Walnut Local Schools Disbursement Report-All

Check #	Check Type	Vendor #	Primary Name	Date	Amount	Reconcile Date	Status	Void Date	Type
125364	Check	792650	Distributing, Inc. OAESA	9/9/2021	\$ 3,180.00		OUTSTANDING		BLE ACCOUNTS_PAYA
125365	Check	793909	Porta Kleen	9/9/2021	355.00		OUTSTANDING		BLE ACCOUNTS_PAYA
125366	Check	794554	Teachers Pay Teachers	9/9/2021	27.99		OUTSTANDING		BLE ACCOUNTS_PAYA
125367	Check	794792	Team Sports, Inc.	9/9/2021	2,390.50		OUTSTANDING		BLE ACCOUNTS_PAYA
125368	Check	794833	Asset Genie, Inc.	9/9/2021	2,473.90		OUTSTANDING		BLE ACCOUNTS_PAYA
125369	Check	795078	Barnes & Noble College	9/9/2021	238.97		OUTSTANDING		BLE ACCOUNTS_PAYA
125370	Check	795135	Ohio ACTE	9/9/2021	75.00		OUTSTANDING		BLE ACCOUNTS_PAYA
125371	Check	795181	Time Warner/Spectrum Enterpris	9/9/2021	568.28		OUTSTANDING		BLE ACCOUNTS_PAYA
125372	Check	795332	Wimblish, Thomas	9/9/2021	114.69		OUTSTANDING		BLE ACCOUNTS_PAYA
125373	Check	795493	Snyder, David	9/9/2021	191.25		OUTSTANDING		BLE ACCOUNTS_PAYA
125374	Check	795548	Reach Educational Services	9/9/2021	4,158.00		OUTSTANDING		BLE ACCOUNTS_PAYA
125375	Check	795705	Statler, Amanda	9/9/2021	35.00		OUTSTANDING		BLE ACCOUNTS_PAYA
125376	Check	795712	Hard Eight LLC	9/9/2021	17,142.90		OUTSTANDING		BLE ACCOUNTS_PAYA
125377	Check	795870	Olentangy Local Schools	9/9/2021	100.00		OUTSTANDING		BLE ACCOUNTS_PAYA
125378	Check	991478	Holden II, George S.	9/9/2021	114.00		OUTSTANDING		BLE ACCOUNTS_PAYA
125379	Check	991552	Muskingum University	9/9/2021	400.00		OUTSTANDING		BLE ACCOUNTS_PAYA
125380	Check	991631	Marburger, Bryan L DBA: Blue Line Entertainment LLC	9/9/2021	475.00		OUTSTANDING		BLE ACCOUNTS_PAYA
125381	Check	991657	Ascensus Holdings, Inc.	9/9/2021	500.00		OUTSTANDING		BLE ACCOUNTS_PAYA
125382	Check	991689	Laubacher, Morgan J	9/9/2021	114.00		OUTSTANDING		BLE ACCOUNTS_PAYA
125383	Check	991691	Martin, Rodney	9/9/2021	39.95		OUTSTANDING		BLE ACCOUNTS_PAYA
125384	Check	991693	Brandon Michael Rohrig	9/9/2021	800.00		OUTSTANDING		BLE ACCOUNTS_PAYA
125385	Check	177	Scholastic Magazines	9/15/2021	1,121.14		OUTSTANDING		BLE ACCOUNTS_PAYA
125386	Check	737	School Health Corporation	9/15/2021	156.81		OUTSTANDING		BLE ACCOUNTS_PAYA

## Big Walnut Local Schools Disbursement Report-All

Check #	Check Type	Vendor #	Primary Name	Date	Amount	Reconcile Date	Status	Void Date	Type
125364	Check	792650	Distributing, Inc. OAESA	9/9/2021	\$ 3,180.00		OUTSTANDING		BLE ACCOUNTS_PAYA
125365	Check	793909	Porta Kleen	9/9/2021	355.00		OUTSTANDING		BLE ACCOUNTS_PAYA
125366	Check	794554	Teachers Pay Teachers	9/9/2021	27.99		OUTSTANDING		BLE ACCOUNTS_PAYA
125367	Check	794792	Team Sports, Inc.	9/9/2021	2,390.50		OUTSTANDING		BLE ACCOUNTS_PAYA
125368	Check	794833	Asset Genie, Inc.	9/9/2021	2,473.90		OUTSTANDING		BLE ACCOUNTS_PAYA
125369	Check	795078	Barnes & Noble College	9/9/2021	238.97		OUTSTANDING		BLE ACCOUNTS_PAYA
125370	Check	795135	Ohio ACTE	9/9/2021	75.00		OUTSTANDING		BLE ACCOUNTS_PAYA
125371	Check	795181	Time Warner/Spectrum Enterpris	9/9/2021	568.28		OUTSTANDING		BLE ACCOUNTS_PAYA
125372	Check	795332	Wimblish, Thomas	9/9/2021	114.69		OUTSTANDING		BLE ACCOUNTS_PAYA
125373	Check	795493	Snyder, David	9/9/2021	191.25		OUTSTANDING		BLE ACCOUNTS_PAYA
125374	Check	795548	Reach Educational Services	9/9/2021	4,158.00		OUTSTANDING		BLE ACCOUNTS_PAYA
125375	Check	795705	Statler, Amanda	9/9/2021	35.00		OUTSTANDING		BLE ACCOUNTS_PAYA
125376	Check	795712	Hard Eight LLC	9/9/2021	17,142.90		OUTSTANDING		BLE ACCOUNTS_PAYA
125377	Check	795870	Olentangy Local Schools	9/9/2021	100.00		OUTSTANDING		BLE ACCOUNTS_PAYA
125378	Check	991478	Holden II, George S.	9/9/2021	114.00		OUTSTANDING		BLE ACCOUNTS_PAYA
125379	Check	991552	Muskingum University	9/9/2021	400.00		OUTSTANDING		BLE ACCOUNTS_PAYA
125380	Check	991631	Marburger, Bryan L DBA: Blue Line Entertainment LLC	9/9/2021	475.00		OUTSTANDING		BLE ACCOUNTS_PAYA
125381	Check	991657	Ascensus Holdings, Inc.	9/9/2021	500.00		OUTSTANDING		BLE ACCOUNTS_PAYA
125382	Check	991689	Laubacher, Morgan J	9/9/2021	114.00		OUTSTANDING		BLE ACCOUNTS_PAYA
125383	Check	991691	Martin, Rodney	9/9/2021	39.95		OUTSTANDING		BLE ACCOUNTS_PAYA
125384	Check	991693	Brandon Michael Rohrig	9/9/2021	800.00		OUTSTANDING		BLE ACCOUNTS_PAYA
125385	Check	177	Scholastic Magazines	9/15/2021	1,121.14		OUTSTANDING		BLE ACCOUNTS_PAYA
125386	Check	737	School Health Corporation	9/15/2021	156.81		OUTSTANDING		BLE ACCOUNTS_PAYA

## Big Walnut Local Schools Disbursement Report-All

Check #	Check Type	Vendor #	Primary Name	Date	Amount	Reconcile Date	Status	Void Date	Type
125387	Check	1046	KE-WA-PA SALES & SERVICE	9/15/2021	\$ 11,421.12		OUTSTANDING		ACCOUNTS_PAYA BLE
125388	Check	1536	Transportation Accessories Co	9/15/2021	266.50		OUTSTANDING		ACCOUNTS_PAYA BLE
125389	Check	1557	TruckPro, LLC	9/15/2021	58.70		OUTSTANDING		ACCOUNTS_PAYA BLE
125390	Check	2038	Gordon Food Service	9/15/2021	63,088.18		OUTSTANDING		ACCOUNTS_PAYA BLE
125391	Check	3036	NASCO	9/15/2021	598.93		OUTSTANDING		ACCOUNTS_PAYA BLE
125392	Check	3058	Stanton's Sheet Music, Inc.	9/15/2021	70.30		OUTSTANDING		ACCOUNTS_PAYA BLE
125393	Check	3126	Shiffler Equipment Sales, Inc.	9/15/2021	1,016.01		OUTSTANDING		ACCOUNTS_PAYA BLE
125394	Check	3231	FLINN SCIENTIFIC, INC.	9/15/2021	519.42		OUTSTANDING		ACCOUNTS_PAYA BLE
125395	Check	4154	GOPHER SPORT	9/15/2021	799.24		OUTSTANDING		ACCOUNTS_PAYA BLE
125396	Check	5237	ESC of Central Ohio	9/15/2021	441.00		OUTSTANDING		ACCOUNTS_PAYA BLE
125397	Check	5725	BRICKER & ECKLER LLP	9/15/2021	3,467.50		OUTSTANDING		ACCOUNTS_PAYA BLE
125398	Check	5830	Lakeshore Learning Materials	9/15/2021	325.53		OUTSTANDING		ACCOUNTS_PAYA BLE
125399	Check	5831	STERLING PAPER COMPANY	9/15/2021	3,039.55		OUTSTANDING		ACCOUNTS_PAYA BLE
125400	Check	6471	Cardinal Bus Sales & Manufacturing Company	9/15/2021	1,762.09		OUTSTANDING		ACCOUNTS_PAYA BLE
125401	Check	7017	Pioneer Manufacturing Company	9/15/2021	1,765.50		OUTSTANDING		ACCOUNTS_PAYA BLE
125402	Check	7798	Ohio Capital Conference - HS	9/15/2021	138.00		OUTSTANDING		ACCOUNTS_PAYA BLE
125403	Check	7852	Really Good Stuff, LLC	9/15/2021	40.93		OUTSTANDING		ACCOUNTS_PAYA BLE
125404	Check	8566	Teacher's Discovery	9/15/2021	486.47		OUTSTANDING		ACCOUNTS_PAYA BLE
125405	Check	70914	MEDCO Sports Medicine	9/15/2021	9.62		OUTSTANDING		ACCOUNTS_PAYA BLE
125406	Check	75214	Pizza Hut	9/15/2021	1,152.97		OUTSTANDING		ACCOUNTS_PAYA BLE
125407	Check	711030	OACAC - Memberships	9/15/2021	35.00		OUTSTANDING		ACCOUNTS_PAYA BLE
125408	Check	711070	Barnes & Noble	9/15/2021	907.54		OUTSTANDING		ACCOUNTS_PAYA BLE
125409	Check	721014	Psychological Corp/Pearson	9/15/2021	236.37		OUTSTANDING		ACCOUNTS_PAYA BLE
125410	Check	725080	MORGENSTERN,	9/15/2021	83.52		OUTSTANDING		ACCOUNTS_PAYA BLE

## Big Walnut Local Schools Disbursement Report-All

Check #	Check Type	Vendor #	Primary Name	Date	Amount	Reconcile Date	Status	Void Date	Type
125411	Check	725155	DEBBIE School Pride Ltd.	9/15/2021	\$ 390.00		OUTSTANDING		BLE ACCOUNTS_PAYA
125412	Check	789590	Adams, Nadine	9/15/2021	28.25		OUTSTANDING		BLE ACCOUNTS_PAYA
125413	Check	789683	Hay, Melissa	9/15/2021	95.00		OUTSTANDING		BLE ACCOUNTS_PAYA
125414	Check	789761	Woodwind & Brasswind, Inc.	9/15/2021	325.00		OUTSTANDING		BLE ACCOUNTS_PAYA
125415	Check	789765	Kimball Midwest	9/15/2021	172.95		OUTSTANDING		BLE ACCOUNTS_PAYA
125416	Check	790326	Friends Office	9/15/2021	1,475.40		OUTSTANDING		BLE ACCOUNTS_PAYA
125417	Check	790786	Ohio School Counselor Assoc.	9/15/2021	60.00		VOID	9/29/2021	BLE ACCOUNTS_PAYA
125418	Check	790857	WorkHealth	9/15/2021	3,960.00		OUTSTANDING		BLE ACCOUNTS_PAYA
125419	Check	791043	Molly K. Drayer	9/15/2021	110.00		OUTSTANDING		BLE ACCOUNTS_PAYA
125420	Check	791110	Rose Pest Solutions	9/15/2021	492.00		OUTSTANDING		BLE ACCOUNTS_PAYA
125421	Check	791262	Blick Art Materials	9/15/2021	90.64		OUTSTANDING		BLE ACCOUNTS_PAYA
125422	Check	792106	IVS, Inc.	9/15/2021	628.84		OUTSTANDING		BLE ACCOUNTS_PAYA
125423	Check	792393	State Security, LLC	9/15/2021	1,426.75		OUTSTANDING		BLE ACCOUNTS_PAYA
125424	Check	792443	Batteries Plus	9/15/2021	71.60		OUTSTANDING		BLE ACCOUNTS_PAYA
125425	Check	792580	Select Fire Protection LLC	9/15/2021	1,400.00		OUTSTANDING		BLE ACCOUNTS_PAYA
125426	Check	792640	Beem's BP Distributing, Inc.	9/15/2021	999.27		OUTSTANDING		BLE ACCOUNTS_PAYA
125427	Check	792938	Voss Bros. Sales & Rental	9/15/2021	120.08		OUTSTANDING		BLE ACCOUNTS_PAYA
125428	Check	793024	McGraw-Hill Education, Inc.	9/15/2021	329.40		OUTSTANDING		BLE ACCOUNTS_PAYA
125429	Check	793094	Johnson-Stuber, Christie	9/15/2021	30.41		OUTSTANDING		BLE ACCOUNTS_PAYA
125430	Check	793193	City Electric Supply Company	9/15/2021	296.93		OUTSTANDING		BLE ACCOUNTS_PAYA
125431	Check	793376	Sherwin-Williams Store #1383	9/15/2021	63.98		OUTSTANDING		BLE ACCOUNTS_PAYA
125432	Check	793435	Houghton Mifflin Harcourt	9/15/2021	10,571.02		OUTSTANDING		BLE ACCOUNTS_PAYA
125433	Check	793465	Unifirst Corporation	9/15/2021	131.80		OUTSTANDING		BLE ACCOUNTS_PAYA
125434	Check	793649	Franklin Computer Svcs Group	9/15/2021	2,350.50		OUTSTANDING		BLE ACCOUNTS_PAYA

## Big Walnut Local Schools Disbursement Report-All

Check #	Check Type	Vendor #	Primary Name	Date	Amount	Reconcile Date	Status	Void Date	Type
125435	Check	793710	Rush Truck Centers of Ohio, Inc.	9/15/2021	\$ 661.75		OUTSTANDING		ACCOUNTS_PAYA BLE
125436	Check	793738	Washington Auto Parts Inc.	9/15/2021	438.91		OUTSTANDING		ACCOUNTS_PAYA BLE
125437	Check	793803	Decker Equipment/School fix	9/15/2021	43.95		OUTSTANDING		ACCOUNTS_PAYA BLE
125438	Check	793906	Valley Tire Company	9/15/2021	2,383.60		OUTSTANDING		ACCOUNTS_PAYA BLE
125439	Check	794202	Worthington Christian Schools,	9/15/2021	500.00		OUTSTANDING		ACCOUNTS_PAYA BLE
125440	Check	794438	Depugh, Kaitlyn N.	9/15/2021	95.00		OUTSTANDING		ACCOUNTS_PAYA BLE
125441	Check	794554	Teachers Pay Teachers	9/15/2021	202.99		OUTSTANDING		ACCOUNTS_PAYA BLE
125442	Check	794556	Boundless Behavioral HealthInc	9/15/2021	10,637.00		OUTSTANDING		ACCOUNTS_PAYA BLE
125443	Check	794764	Glockner Oil Company	9/15/2021	178.80		OUTSTANDING		ACCOUNTS_PAYA BLE
125444	Check	794833	Asset Genie, Inc.	9/15/2021	149.95		OUTSTANDING		ACCOUNTS_PAYA BLE
125445	Check	795084	PowerSchool Group, LLC	9/15/2021	4,600.00		OUTSTANDING		ACCOUNTS_PAYA BLE
125446	Check	795088	Gibson, Megan	9/15/2021	20.20		OUTSTANDING		ACCOUNTS_PAYA BLE
125447	Check	795116	R & R Services Plus LLC	9/15/2021	500.00		OUTSTANDING		ACCOUNTS_PAYA BLE
125448	Check	795140	Division 7 Roofing	9/15/2021	929.00		OUTSTANDING		ACCOUNTS_PAYA BLE
125449	Check	795283	PaySchools	9/15/2021	226.46		OUTSTANDING		ACCOUNTS_PAYA BLE
125450	Check	795298	Big Walnut Apparel	9/15/2021	172.80		OUTSTANDING		ACCOUNTS_PAYA BLE
125451	Check	795449	J & J Enterprises-Westerville	9/15/2021	157.21		OUTSTANDING		ACCOUNTS_PAYA BLE
125452	Check	795512	Senor Woolly LLC	9/15/2021	150.00		OUTSTANDING		ACCOUNTS_PAYA BLE
125453	Check	795553	Background InvestigationBureau	9/15/2021	462.40		OUTSTANDING		ACCOUNTS_PAYA BLE
125454	Check	795615	Trane U.S. Inc.	9/15/2021	17,445.60		OUTSTANDING		ACCOUNTS_PAYA BLE
125455	Check	795667	Flourish Integrated Therapy, LLC	9/15/2021	980.00		OUTSTANDING		ACCOUNTS_PAYA BLE
125456	Check	795786	Delaware Speech and Hearing	9/15/2021	240.55		OUTSTANDING		ACCOUNTS_PAYA BLE
125457	Check	795857	Plummer, Justin A	9/15/2021	92.57		OUTSTANDING		ACCOUNTS_PAYA BLE



## Big Walnut Local Schools Disbursement Report-All

Check #	Check Type	Vendor #	Primary Name	Date	Amount	Reconcile Date	Status	Void Date	Type
125458	Check	991477	Gateway Education Holdings, LLC	9/15/2021	\$ 1,947.00		OUTSTANDING		BLE ACCOUNTS_PAYA BLE
125459	Check	991546	Saathoff, Chad	9/15/2021	28.98		OUTSTANDING		ACCOUNTS_PAYA BLE
125460	Check	991547	The K Company, Inc.	9/15/2021	3,160.00		OUTSTANDING		ACCOUNTS_PAYA BLE
125461	Check	991601	Huntington Public Capital Corp	9/15/2021	39,493.55		OUTSTANDING		ACCOUNTS_PAYA BLE
125462	Check	991624	Haugland, LaMarche, and Ramage, LLC	9/15/2021	3,750.00		OUTSTANDING		ACCOUNTS_PAYA BLE
125463	Check	991681	Mason, Caylib	9/15/2021	51.69		OUTSTANDING		ACCOUNTS_PAYA BLE
125464	Check	2158	Piper, Teresa	9/22/2021	1,000.00		OUTSTANDING		ACCOUNTS_PAYA BLE
125465	Check	703	Pepsi Cola Bottling Co	9/27/2021	159.80		OUTSTANDING		ACCOUNTS_PAYA BLE
125466	Check	993	MARYSVILLE HIGH SCHOOL	9/27/2021	50.00		VOID	9/30/2021	ACCOUNTS_PAYA BLE
125467	Check	3064	Ward's Science	9/27/2021	25.19		OUTSTANDING		ACCOUNTS_PAYA BLE
125468	Check	8551	Professional Binding Products	9/27/2021	797.00		OUTSTANDING		ACCOUNTS_PAYA BLE
125469	Check	70182	WORTHINGTON DIRECT	9/27/2021	3,009.40		OUTSTANDING		ACCOUNTS_PAYA BLE
125470	Check	789907	Kim Hoessly Piano Tuning	9/27/2021	200.00		OUTSTANDING		ACCOUNTS_PAYA BLE
125471	Check	790247	PICKERINGTON CENTRAL H.S.	9/27/2021	275.00		OUTSTANDING		ACCOUNTS_PAYA BLE
125472	Check	790326	Friends Office	9/27/2021	9.38		OUTSTANDING		ACCOUNTS_PAYA BLE
125473	Check	792468	Healthcare Billing Services	9/27/2021	3,880.66		OUTSTANDING		ACCOUNTS_PAYA BLE
125474	Check	792556	Consolidated Electric Coop Inc	9/27/2021	900.00		OUTSTANDING		ACCOUNTS_PAYA BLE
125475	Check	794037	Syscloud Inc.	9/27/2021	4,500.00		OUTSTANDING		ACCOUNTS_PAYA BLE
125476	Check	794209	Highland Local School District	9/27/2021	100.00		OUTSTANDING		ACCOUNTS_PAYA BLE
125477	Check	794230	BC Technologies Company	9/27/2021	3,465.00		OUTSTANDING		ACCOUNTS_PAYA BLE
125478	Check	794306	Otterbein University	9/27/2021	1,063.75		VOID	9/30/2021	ACCOUNTS_PAYA BLE
125479	Check	794418	Gahanna Lincoln High School	9/27/2021	285.00		OUTSTANDING		ACCOUNTS_PAYA BLE
125480	Check	794554	Teachers Pay Teachers	9/27/2021	96.17		OUTSTANDING		ACCOUNTS_PAYA BLE
125481	Check	795517	Molly Hawkins	9/27/2021	125.70		OUTSTANDING		ACCOUNTS_PAYA BLE

## Big Walnut Local Schools Disbursement Report-All

Check #	Check Type	Vendor #	Primary Name	Date	Amount	Reconcile Date	Status	Void Date	Type
125482	Check	991525	House, Inc. Panorama Education, Inc.	9/27/2021	\$ 9,750.00		OUTSTANDING		BLE ACCOUNTS_PAYA
125483	Check	991599	WEX Health, Inc.	9/27/2021	993.15		OUTSTANDING		BLE ACCOUNTS_PAYA
125484	Check	795104	Ohio Wesleyan University	9/28/2021	1,000.00		OUTSTANDING		REFUND
125485	Check	795476	Reyes-Nunez, Maryorie	9/28/2021	120.00		OUTSTANDING		REFUND
125486	Check	991697	Beer, Jenna	9/28/2021	144.15		OUTSTANDING		REFUND
125487	Check	991698	Berger, Amy	9/28/2021	145.00		OUTSTANDING		REFUND
125488	Check	991699	Coleman, Mia	9/28/2021	200.00		OUTSTANDING		REFUND
125489	Check	991700	Conover, Alice	9/28/2021	110.00		OUTSTANDING		REFUND
125490	Check	991701	Gazafy, Carly	9/28/2021	200.00		OUTSTANDING		REFUND
125491	Check	991702	Kochis, Amanda	9/28/2021	200.00		OUTSTANDING		REFUND
125492	Check	991703	Oxenham, Samantha	9/28/2021	49.00		OUTSTANDING		REFUND
125493	Check	991704	Weaver, Michelle	9/28/2021	200.00		OUTSTANDING		REFUND
125494	Check	991696	Smith, Robert	9/28/2021	2,294.96		OUTSTANDING		ACCOUNTS_PAYA BLE
125495	Check	991697	Beer, Jenna	9/29/2021	82.00		OUTSTANDING		REFUND
125496	Check	795555	Gilbane Building Company	9/29/2021	2,722,618.21		OUTSTANDING		ACCOUNTS_PAYA BLE
125497	Check	177	Scholastic Magazines	9/30/2021	3,432.02		OUTSTANDING		ACCOUNTS_PAYA BLE
125498	Check	721	Craig, Georgia	9/30/2021	59.88		OUTSTANDING		ACCOUNTS_PAYA BLE
125499	Check	737	School Health Corporation	9/30/2021	99.85		OUTSTANDING		ACCOUNTS_PAYA BLE
125500	Check	1115	Del-Co Water Co.	9/30/2021	242.92		OUTSTANDING		ACCOUNTS_PAYA BLE
125501	Check	2503	Columbia Gas Of Ohio	9/30/2021	40.77		OUTSTANDING		ACCOUNTS_PAYA BLE
125502	Check	2504	American Electric	9/30/2021	48,264.66		OUTSTANDING		ACCOUNTS_PAYA BLE
125503	Check	3036	NASCO	9/30/2021	138.64		OUTSTANDING		ACCOUNTS_PAYA BLE
125504	Check	3058	Stanton's Sheet Music, Inc.	9/30/2021	69.18		OUTSTANDING		ACCOUNTS_PAYA BLE
125505	Check	3064	Ward's Science	9/30/2021	2,458.49		OUTSTANDING		ACCOUNTS_PAYA BLE
125506	Check	3075	Curriculum Associates LLC	9/30/2021	166.88		OUTSTANDING		ACCOUNTS_PAYA BLE
125507	Check	4154	GOPHER SPORT	9/30/2021	407.18		OUTSTANDING		ACCOUNTS_PAYA BLE
125508	Check	4185	PRO-ED, INC	9/30/2021	233.20		OUTSTANDING		ACCOUNTS_PAYA BLE
125509	Check	4290	School Specialty,	9/30/2021	383.99		OUTSTANDING		ACCOUNTS_PAYA BLE

## Big Walnut Local Schools Disbursement Report-All

Check #	Check Type	Vendor #	Primary Name	Date	Amount	Reconcile Date	Status	Void Date	Type
125510	Check	5171	Perma-Bound Books Inc.	9/30/2021	\$ 277.05		OUTSTANDING		ACCOUNTS_PAYA BLE
125511	Check	5725	BRICKER & ECKLER LLP	9/30/2021	11,744.25		OUTSTANDING		ACCOUNTS_PAYA BLE
125512	Check	5830	Lakeshore Learning Materials	9/30/2021	240.29		OUTSTANDING		ACCOUNTS_PAYA BLE
125513	Check	6417	Ohio Middle Level Association	9/30/2021	1,100.00		OUTSTANDING		ACCOUNTS_PAYA BLE
125514	Check	6644	Blocher, Katherine	9/30/2021	2.07		OUTSTANDING		ACCOUNTS_PAYA BLE
125515	Check	7359	HERITAGE MIDDLE SCHOOL	9/30/2021	200.00		OUTSTANDING		ACCOUNTS_PAYA BLE
125516	Check	7390	Licking Valley Local School District	9/30/2021	250.00		OUTSTANDING		ACCOUNTS_PAYA BLE
125517	Check	7449	Gahanna Middle School East	9/30/2021	150.00		OUTSTANDING		ACCOUNTS_PAYA BLE
125518	Check	7483	Croton Craft LLC	9/30/2021	390.46		OUTSTANDING		ACCOUNTS_PAYA BLE
125519	Check	7629	Delaware Co Juvenile Court	9/30/2021	10,000.00		OUTSTANDING		ACCOUNTS_PAYA BLE
125520	Check	7852	Really Good Stuff, LLC	9/30/2021	83.92		OUTSTANDING		ACCOUNTS_PAYA BLE
125521	Check	8898	Office Depot Dept #34063345	9/30/2021	316.02		OUTSTANDING		ACCOUNTS_PAYA BLE
125522	Check	9685	Millcraft Paper Co	9/30/2021	4,777.50		OUTSTANDING		ACCOUNTS_PAYA BLE
125523	Check	70203	Music & Arts Center	9/30/2021	144.43		OUTSTANDING		ACCOUNTS_PAYA BLE
125524	Check	70722	Riddell All American	9/30/2021	7,479.95		OUTSTANDING		ACCOUNTS_PAYA BLE
125525	Check	75214	Pizza Hut	9/30/2021	700.00		OUTSTANDING		ACCOUNTS_PAYA BLE
125526	Check	711113	Read, Amy	9/30/2021	22.40		OUTSTANDING		ACCOUNTS_PAYA BLE
125527	Check	721014	Psychological Corp/Pearson	9/30/2021	585.13		OUTSTANDING		ACCOUNTS_PAYA BLE
125528	Check	723780	Direct Energy Business, LLC	9/30/2021	1,279.68		OUTSTANDING		ACCOUNTS_PAYA BLE
125529	Check	725155	School Pride Ltd.	9/30/2021	120.00		OUTSTANDING		ACCOUNTS_PAYA BLE
125530	Check	789693	Shelton, Brian	9/30/2021	59.14		OUTSTANDING		ACCOUNTS_PAYA BLE
125531	Check	789761	Woodwind & Brasswind, Inc.	9/30/2021	460.00		OUTSTANDING		ACCOUNTS_PAYA BLE
125532	Check	789991	J C Manny Logo Apparel Co. LLC	9/30/2021	286.32		OUTSTANDING		ACCOUNTS_PAYA BLE
125533	Check	790101	MEAD, MARK	9/30/2021	285.00		OUTSTANDING		ACCOUNTS_PAYA BLE

## Big Walnut Local Schools Disbursement Report-All

Check #	Check Type	Vendor #	Primary Name	Date	Amount	Reconcile Date	Status	Void Date	Type
125534	Check	790247	PICKERINGTON CENTRAL H.S.	9/30/2021	\$ 250.00		OUTSTANDING		BLE ACCOUNTS_PAYA
125535	Check	790326	Friends Office	9/30/2021	1,658.05		OUTSTANDING		BLE ACCOUNTS_PAYA
125536	Check	790333	Newark City Schools	9/30/2021	100.00		OUTSTANDING		BLE ACCOUNTS_PAYA
125537	Check	790416	Teacher Direct	9/30/2021	202.68		OUTSTANDING		BLE ACCOUNTS_PAYA
125538	Check	790734	Easton Telecom Services, LLC	9/30/2021	1,213.59		OUTSTANDING		BLE ACCOUNTS_PAYA
125539	Check	790786	Ohio School Counselor Assoc.	9/30/2021	180.00		OUTSTANDING		BLE ACCOUNTS_PAYA
125540	Check	791297	Wilson Language Training Corp	9/30/2021	520.56		OUTSTANDING		BLE ACCOUNTS_PAYA
125541	Check	791599	Jostens, Inc.	9/30/2021	553.82		OUTSTANDING		BLE ACCOUNTS_PAYA
125542	Check	793024	McGraw-Hill Education, Inc.	9/30/2021	850.72		OUTSTANDING		BLE ACCOUNTS_PAYA
125543	Check	793117	Meacham, Christopher Allen	9/30/2021	275.50		OUTSTANDING		BLE ACCOUNTS_PAYA
125544	Check	793435	Houghton Mifflin Harcourt	9/30/2021	5,496.54		OUTSTANDING		BLE ACCOUNTS_PAYA
125545	Check	793649	Franklin Computer Svcs Group	9/30/2021	14,850.38		OUTSTANDING		BLE ACCOUNTS_PAYA
125546	Check	793785	Fields, Jacob A.	9/30/2021	123.50		OUTSTANDING		BLE ACCOUNTS_PAYA
125547	Check	793897	Movie Licensing USA	9/30/2021	3,280.00		OUTSTANDING		BLE ACCOUNTS_PAYA
125548	Check	793904	Delphi Creativity Group	9/30/2021	451.81		OUTSTANDING		BLE ACCOUNTS_PAYA
125549	Check	793909	Porta Kleen	9/30/2021	285.00		OUTSTANDING		BLE ACCOUNTS_PAYA
125550	Check	794374	Boehm, Dawn	9/30/2021	280.00		VOID	9/30/2021	BLE ACCOUNTS_PAYA
125551	Check	794416	Teays Valley High School	9/30/2021	220.00		OUTSTANDING		BLE ACCOUNTS_PAYA
125552	Check	794496	Nigl, Casandra	9/30/2021	50.40		OUTSTANDING		BLE ACCOUNTS_PAYA
125553	Check	794654	Herff Jones, LLC	9/30/2021	527.63		OUTSTANDING		BLE ACCOUNTS_PAYA
125554	Check	794792	Team Sports, Inc.	9/30/2021	260.00		OUTSTANDING		BLE ACCOUNTS_PAYA
125555	Check	794833	Asset Genie, Inc.	9/30/2021	424.70		OUTSTANDING		BLE ACCOUNTS_PAYA
125556	Check	794862	Whitley, Jessie M.	9/30/2021	54.00		OUTSTANDING		BLE ACCOUNTS_PAYA
125557	Check	795105	Sheridan High School	9/30/2021	120.00		OUTSTANDING		BLE ACCOUNTS_PAYA

## Big Walnut Local Schools Disbursement Report-All

Check #	Check Type	Vendor #	Primary Name	Date	Amount	Reconcile Date	Status	Void Date	Type
125558	Check	795138	ExploreLearning, LLC	9/30/2021	\$ 545.83		OUTSTANDING		ACCOUNTS_PAYA BLE
125559	Check	795142	Westerville Central Athletic	9/30/2021	220.00		OUTSTANDING		ACCOUNTS_PAYA BLE
125560	Check	795332	Wimbish, Thomas	9/30/2021	45.08		OUTSTANDING		ACCOUNTS_PAYA BLE
125561	Check	795339	Whiteside, Justin	9/30/2021	532.00		OUTSTANDING		ACCOUNTS_PAYA BLE
125562	Check	795386	Buskirk, Jeremy	9/30/2021	44.41		OUTSTANDING		ACCOUNTS_PAYA BLE
125563	Check	795436	PM Graphics Inc.	9/30/2021	1,555.01		OUTSTANDING		ACCOUNTS_PAYA BLE
125564	Check	795493	Snyder, David	9/30/2021	135.00		OUTSTANDING		ACCOUNTS_PAYA BLE
125565	Check	795662	Olentangy Orange Ath Boosters	9/30/2021	440.00		OUTSTANDING		ACCOUNTS_PAYA BLE
125566	Check	795685	US Bank National Association	9/30/2021	5,435.60		OUTSTANDING		ACCOUNTS_PAYA BLE
125567	Check	795776	EMS LINQ INC	9/30/2021	9,184.00		OUTSTANDING		ACCOUNTS_PAYA BLE
125568	Check	795808	Southeast Lock Supply LLC	9/30/2021	244.85		OUTSTANDING		ACCOUNTS_PAYA BLE
125569	Check	795867	Moore, Sydney	9/30/2021	165.00		VOID	9/30/2021	ACCOUNTS_PAYA BLE
125570	Check	991478	Holden II, George S.	9/30/2021	513.00		OUTSTANDING		ACCOUNTS_PAYA BLE
125571	Check	991578	Rea & Associates, Inc.	9/30/2021	1,350.00		OUTSTANDING		ACCOUNTS_PAYA BLE
125572	Check	991615	Smith, Christopher L.	9/30/2021	152.00		OUTSTANDING		ACCOUNTS_PAYA BLE
125573	Check	991656	Howies Hockey Inc.	9/30/2021	409.89		OUTSTANDING		ACCOUNTS_PAYA BLE
125574	Check	991681	Mason, Caylib	9/30/2021	104.10		OUTSTANDING		ACCOUNTS_PAYA BLE
125575	Check	991689	Laubacher, Morgan J	9/30/2021	228.00		OUTSTANDING		ACCOUNTS_PAYA BLE
125576	Check	991690	Clark, Alyssa	9/30/2021	89.04		OUTSTANDING		ACCOUNTS_PAYA BLE
125577	Check	991707	Pickerington Local Schools-Ridgeview Junior High	9/30/2021	170.00		OUTSTANDING		ACCOUNTS_PAYA BLE
125578	Check	711139	Norris, Dawn	9/30/2021	280.00		OUTSTANDING		ACCOUNTS_PAYA BLE
125579	Check	711247	Tarney, Maria	9/30/2021	106.66		OUTSTANDING		ACCOUNTS_PAYA BLE
125580	Check	991318	Quadient Leasing USA, Inc.	9/30/2021	297.93		OUTSTANDING		ACCOUNTS_PAYA BLE
<b>Grand Total</b>					<b>\$ 6,701,337.50</b>				

**Page Intentionally Left Blank**



**BIG WALNUT** | **INSPIRE**  
**LOCAL SCHOOLS** | **& GUIDE**

---

COMPARISON OF FISCAL YEAR 2022 YTD  
APPROPRIATIONS WITH FISCAL YTD ACTUAL -  
ALL FUNDS (EXCLUDING GENERAL FUND)

AND

INVESTMENT REPORT FOR ALL FUNDS

---

Comparison of Fiscal Year 2022 YTD Appropriations with Fiscal Year YTD Actual Expenditures - All Funds

Notes	BOE Approved Appropriation	Prior FY Encumbrance	FYTD Expendable	FYTD Expenditures	Current Encumbrances	Unencumbered Balance	Unencumbered Percent
002 - BOND RETIREMENT	9,470,115	-	9,470,115	49,658	9,349,733	70,724	1%
003 - PERMANENT IMPROVEMENT	2,054,202	572,290	2,626,492	384,384	803,152	1,438,957	55%
004 - BUILDING IMPROVEMENT	2,438,050	24,667,734	27,105,784	9,028,321	15,948,187	2,129,276	8%
006 - FOOD SERVICE	1,646,580	500	1,647,080	585,933	325,034	736,113	45%
014 - ROTARY-INTERNAL SERVICES	25,300	19,258	44,558	18,014	25,300	1,244	3%
018 - PUBLIC SCHOOL SUPPORT	113,050	10,037	123,087	15,001	7,665	100,421	82%
019 - OTHER GRANT	7,360	-	7,360	-	1,950	5,411	74%
022 - DISTRICT AGENCY	228,529	13,170	241,699	8,120	14,343	219,236	91%
070 - CAPITAL PROJECTS	110,000	-	110,000	-	12,576	97,424	89%
200 - STUDENT MANAGED ACTIVITY	104,685	4,214	108,899	8,454	94,638	5,807	5%
300 - DISTRICT MANAGED STUDENT ACTIVITY	327,809	4,378	332,187	119,091	71,305	141,791	43%
401 - AUXILIARY SERVICES	285,812	78,549	364,361	134,660	74,357	155,345	43%
451 - DATA COMMUNICATION FUND	12,600	-	12,600	-	-	12,600	100%
467 - STUDENT WELLNESS AND SUCCESS	144,045	150	144,195	34,286	1,811	108,099	75%
499 - MISCELLANEOUS STATE GRANT FUND	32,490	5,511	38,001	18,834	4,312	14,855	0%
507 - ESSER FUND	2,157,946	-	2,157,946	55,954	-	2,101,992	0%
516 - IDEA PART-B GRANT	1,228,411	10,695	1,239,107	179,446	34,160	1,025,501	83%
551 LIMITED ENGLISH PROFICIENCY	7,662	-	7,662	-	-	7,662	100%
572 - TITLE I	215,609	4,223	219,832	57,900	-	161,931	74%
584 - TITLE IV ACADEMIC ENRICHMENT	14,823	-	14,823	-	-	14,823	100%
587 - EARLY CHILDHOOD SPECIAL EDUCATION GRANT	39,439	218	39,656	3,056	-	36,600	92%
590 - TITLE II-A IMPROVING TEACHER QUALITY	130,957	-	130,957	5,835	10,662	114,460	87%
599 - MISCELLANEOUS FEDERAL GRANTS	18,148	-	18,148	(12)	-	18,160	100%
<b>TOTAL ALL FUNDS</b>	<b>20,813,622</b>	<b>25,390,927</b>	<b>46,204,549</b>	<b>10,706,935</b>	<b>26,779,185</b>	<b>8,718,429</b>	<b>19%</b>



**BIG WALNUT LOCAL SCHOOL DISTRICT  
INVESTMENT PORTFOLIO  
September 30, 2021**

<u>Institution</u>	<u>Instrument Type</u>	<u>Cost Basis</u>	<u>Purchase Date</u>	<u>Yield Rate</u>	<u>Maturity Date</u>	<u>Days to Maturity</u>	<u>Est. Interest Remaining</u>
<b>INTERIM FUNDS - General Operating Funds</b>							
<i>Fifth Third Securities, Inc. - Investments</i>							
1) State Bk India New York	Certificate of Deposit	\$245,000.00	11/27/2019	1.85%	11/29/2021	60	\$2,284.88
2) Goldman Sachs Bk USA	Certificate of Deposit	\$245,000.00	11/27/2019	1.80%	11/28/2022	424	\$6,669.36
<b>Fifth Third Investment Total Subtotal</b>		<u>\$490,000.00</u>					
<i>RedTree Investment Group - Investments</i>							
3) Mizuho Securities	Commercial Paper	\$3,294,555.00	3/4/2021	0.22%	11/29/2021	60	\$5,445.00
4) LVMH Moet	Commercial Paper	\$998,500.00	3/8/2021	0.20%	12/3/2021	64	\$1,500.00
5) Toyota Motor Credit	Commercial Paper	\$449,325.00	3/8/2021	0.20%	12/3/2021	64	\$675.00
6) JP Morgan	Commercial Paper	\$349,452.83	3/16/2021	0.21%	12/9/2021	70	\$547.17
7) Canadian Imp Holdings	Commercial Paper	\$109,854.56	4/22/2021	0.20%	12/16/2021	77	\$145.44
8) LVMH Moet	Commercial Paper	\$384,435.33	3/31/2021	0.20%	12/20/2021	81	\$564.67
9) Federal Farm Credit Bank	U.S. Gov't Agency Note	\$199,933.20	6/25/2020	0.28%	6/22/2022	265	\$520.00
10) Lorain County	Municipal Bond	\$175,000.00	12/30/2020	0.40%	12/1/2022	427	\$1,050.00
11) Bethel Local School District	Municipal Bond	\$217,154.25	7/28/2020	1.11%	11/1/2023	762	\$7,845.75
12) City of Farview Park	Municipal Bond	\$165,000.00	7/1/2021	0.35%	12/1/2023	792	\$1,431.40
13) U.S. Treasury Note	U.S. Treasurer	\$249,658.20	6/30/2021	0.42%	4/15/2024	928	\$2,812.50
14) Federal Home Loan Bank	U.S. Gov't Agency Note	\$150,000.00	6/28/2021	0.40%	6/28/2024	1002	\$1,170.00
15) Federal Home Loan Bank	U.S. Gov't Agency Note	\$260,000.00	8/26/2021	0.54%	8/26/2024	1061	\$2,028.00
<b>Government Debt - Federal Agency Subtotal</b>		<u>\$7,002,868.37</u>					
<i>Cash Accounts</i>							
1) First Commonwealth Bank	Checking - SM	\$125,641.42	9/30/2021	0.10%	10/1/2021	1	\$0.34
2) Federated Govt Obligations Is	Money Market	\$3,061,849.72	9/30/2021	0.03%	10/1/2021	1	\$2.52
3) First American Obligations Fund	Money Market	\$3,477.92	9/30/2021	0.01%	10/1/2021	1	\$0.00
4) Star Ohio - General	Money Market	\$19,815,231.39	9/30/2021	0.08%	10/1/2021	1	\$43.43
<b>Cash Account Subtotal</b>		<u>\$23,006,200.45</u>					
<b>Total Interim Funds</b>		<u>\$30,499,068.82</u>					
<b>ACTIVE FUNDS - General Operating Funds</b>							
1) First Commonwealth Bank	Checking - General	\$1,843,557.65	9/30/2021	0.02%	10/1/2021	1	\$1.01
2) First Commonwealth Bank	Checking - Payroll	\$298,508.56	9/30/2021	0.00%	10/1/2021	1	\$0.00
<b>Total Active Funds</b>		<u>\$2,142,066.21</u>					56034.33
<b>Total Active and Interim Funds - General Operating</b>		<u>\$32,641,135.03</u>		0.14%		48	\$34,736.47

**BIG WALNUT LOCAL SCHOOL DISTRICT  
CONSTRUCTION - INVESTMENT PORTFOLIO  
September 30, 2021**

<u>Institution</u>	<u>Instrument Type</u>	<u>Cost Basis</u>	<u>Purchase Date</u>	<u>Yield Rate</u>	<u>Maturity Date</u>	<u>Days to Maturity</u>	<u>Est. Earnings Remaining</u>
<b><u>December 2017 - Note/Bond Proceeds</u></b>							
<i><u>Commercial Paper</u></i>							
1) Canadian Imp Holdings	Commercial Paper	\$339,550.45	4/22/2021	0.20%	12/16/2021	77	\$449.55
<i><u>Money Markets</u></i>							
2) First American Treasury Obligations Fund	Money Market	\$7,109.92	9/30/2021	0.01%	10/1/2021	1	\$0.00
<b>Money Markets Subtotal</b>		\$7,109.92					
<b>Total December 2017 - Note/Bond Proceeds</b>		\$346,660.37					
<b><u>July 2018 - Bond Proceeds</u></b>							
<i><u>Commercial Paper</u></i>							
1) ING US CP	Commercial Paper	\$244,632.50	3/19/2021	0.20%	12/14/2021	75	\$367.50
2) Royal Bank of Canada (RBC)	Commercial Paper	\$479,438.93	8/16/2021	0.16%	5/6/2022	218	\$561.07
3) Lloyds Bank	Commercial Paper	\$399,497.56	8/16/2021	0.17%	5/9/2022	221	\$502.44
4) Collateralized CP (JP Morgan)	Commercial Paper	\$719,035.20	8/18/2021	0.18%	5/13/2022	225	\$964.80
<b>Commercial Paper Subtotal</b>		\$1,842,604.19					
5) First American Treasury Obligations Fund	Money Market	\$6,435.26	9/30/2021	0.01%	10/1/2021	1	\$0.00
<b>Subtotal</b>		\$6,435.26					
<b>Total July 2018 - Bond Proceeds</b>		\$1,849,039.45					
<b><u>May 2019 - Bond Proceeds</u></b>							
<i><u>Federal Government Obligations</u></i>							
1) Federal Farm Credit Bank	U.S. Agency Note	\$1,499,425.50	5/6/2020	0.27%	5/6/2022	218	\$4,324.50
2) Federal Farm Credit Bank	U.S. Agency Note	\$618,822.00	5/18/2020	0.26%	5/18/2022	230	\$2,170.00
3) Federal Farm Credit Bank	U.S. Agency Note	\$1,377,585.00	5/21/2020	0.25%	5/18/2022	230	\$4,623.00
4) Federal Farm Credit Bank	U.S. Agency Note	\$2,499,165.00	6/25/2020	0.28%	6/22/2022	265	\$7,335.00
<b>Federal Government Obligations Subtotal</b>		\$5,994,997.50					

**BIG WALNUT LOCAL SCHOOL DISTRICT  
CONSTRUCTION - INVESTMENT PORTFOLIO  
September 30, 2021**

<u>Institution</u>	<u>Instrument Type</u>	<u>Cost Basis</u>	<u>Purchase Date</u>	<u>Yield Rate</u>	<u>Maturity Date</u>	<u>Days to Maturity</u>	<u>Est. Earnings Remaining</u>
<b>May 2019 - Bond Proceeds (Continued)</b>							
<u>Certificates of Deposit</u>							
5) AvidBank, CA	Certificate of Deposit	\$248,975.10	5/7/2020	0.71%	11/8/2021	39	\$884.46
<b>Certificate of Deposit Subtotal</b>		<u>\$248,975.10</u>					
<u>Commercial Paper</u>							
6) Citigroup	Commercial Paper	\$998,550.00	3/15/2021	0.20%	12/1/2021	62	\$1,450.00
7) LVMH Moet	Commercial Paper	\$1,997,000.00	3/8/2021	0.20%	12/3/2021	64	\$3,000.00
8) Natixis NY	Commercial Paper	\$998,430.83	3/9/2021	0.21%	12/3/2021	64	\$1,569.17
9) Bank of Montreal	Commercial Paper	\$848,725.00	3/11/2021	0.20%	12/6/2021	67	\$1,275.00
10) ING US CP	Commercial Paper	\$998,500.00	3/19/2021	0.20%	12/14/2021	75	\$1,500.00
11) Natixis NY	Commercial Paper	\$998,576.67	5/5/2021	0.21%	1/4/2022	96	\$1,423.33
12) Lloyds Bank	Commercial Paper	\$614,227.49	8/10/2021	0.17%	5/3/2022	215	\$772.51
13) Royal Bank of Canada (RBC)	Commercial Paper	\$1,498,246.67	8/16/2021	0.16%	5/6/2022	218	\$1,753.33
14) Collateralized CP (JB Morgan)	Commercial Paper	\$1,797,588.00	8/18/2021	0.18%	5/13/2022	225	\$2,412.00
15) Societe Generale	Commercial Paper	\$1,448,049.75	9/20/2021	0.18%	6/16/2022	259	\$1,950.25
<b>Commercial Paper Subtotal</b>		<u>\$12,197,894.41</u>					
15) First American Treasury Obligations Fund	Money Market	\$14,609.93	9/30/2021	0.01%	10/1/2021	1	\$0.00
16) Star Ohio - Construction Fund	Money Market	\$36,482.21	9/30/2021	0.08%	10/1/2021	1	\$0.08
<b>Subtotal</b>		<u>\$51,092.14</u>					
<b>Total May 2019 - Bond Proceeds</b>		<u>\$18,492,959.15</u>					
<b>Grand Total Construction Proceeds</b>		<u>\$20,688,658.97</u>		0.22%		173	\$39,287.99

**BIG WALNUT LOCAL SCHOOL DISTRICT  
INVESTMENT EARNINGS REVENUE  
September 30, 2021**

<b>Fund</b>	<b>Month to Date</b>	<b>Year to Date</b>
General Fund (001)	\$253.02	\$9,365.38
Building Project Fund (004-9017)	\$108,983.65	\$132,213.51
Food Service Fund (006)	\$0.00	\$0.00
Sunbury Meadows CDA (022-9200)	\$10.09	\$11.90
Auxillary Services Fund (401)	\$0.49	\$17.48
<b>Total All Funds</b>	<b>\$109,247.25</b>	<b>\$141,608.27</b>

**Thank you for your review of the September 2021 Big Walnut  
Local School District Financial Report.**



Big Walnut Local School District  
110 Tippet Court  
Sunbury, OH 43074