

# Big Walnut Local School District

---

---

## Monthly Financial Report

*for the month ended*  
**August 31, 2022**

---

---



Prepared By:  
Jeremy J. Buskirk  
Treasurer



## **Table of Contents**

<b><u>Description</u></b>	<b><u>Page</u></b>
Pie Chart of Estimated Revenue and Expenditures for fiscal years 2022-23 and 2012-13	1
Comparison of Fiscal Year 2023 YTD Estimated Revenue and Expenditures with Fiscal Year 2023 YTD Actuals	2

## **Variance Analysis**

Comparison of Monthly Ending Cash Balances	4 & 5
Comparison of Monthly and Total Revenues & Other Financing Sources	6 & 7
Comparison of Monthly and Total General Property Tax (Real Estate)	8 & 9
Comparison of Monthly and Total Tangible Personal Property Tax (PUPP)	10 & 11
Comparison of Monthly and Total Income Tax	12 & 13
Comparison of Monthly and Total State Grants-in-Aid (Unrestricted & Restricted)	14 & 15
Comparison of Monthly and Total State Property Tax Allocations	16 & 17
Comparison of Monthly and Total Other Revenues & Other Financing Sources	18 & 19
Comparison of Monthly and Total Expenditures & Other Financing Uses	20 & 21
Comparison of Monthly and Total Personal Services (Salaries & Wages)	22 & 23
Comparison of Monthly and Total Employees' Retirement/Insurance Benefits	24 & 25
Comparison of Monthly and Total Purchased Services	26 & 27
Comparison of Monthly and Total Supplies and Materials	28 & 29
Comparison of Monthly and Total Capital Outlay	30 & 31
Comparison of Monthly and Total Other Expenditure Objects & Other Financing Uses	32 & 33

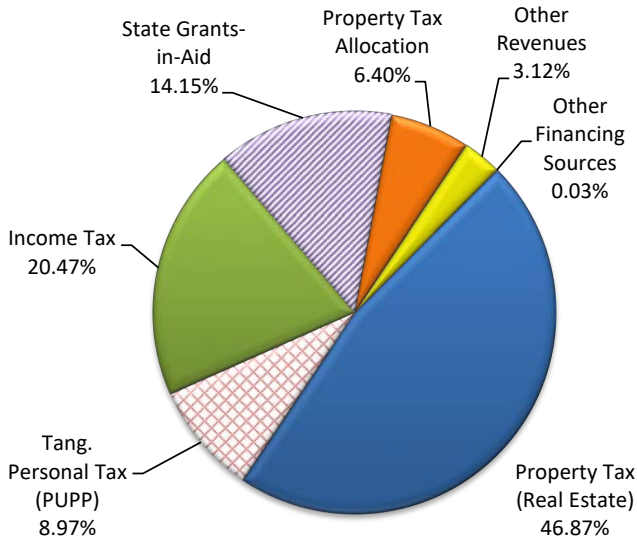
## **All Funds Reports**

Receipts, Expenditures and Fund Balances All Funds (Fund Report)	35
Summary Check Register (Disbursement Report)	36 - 46
Comparison of Fiscal Year 2023 YTD Appropriations with Fiscal YTD Actual Expenditures – All Funds (excluding General Fund)	48
Investments - All Funds	49 - 51

**Page Intentionally Left Blank**

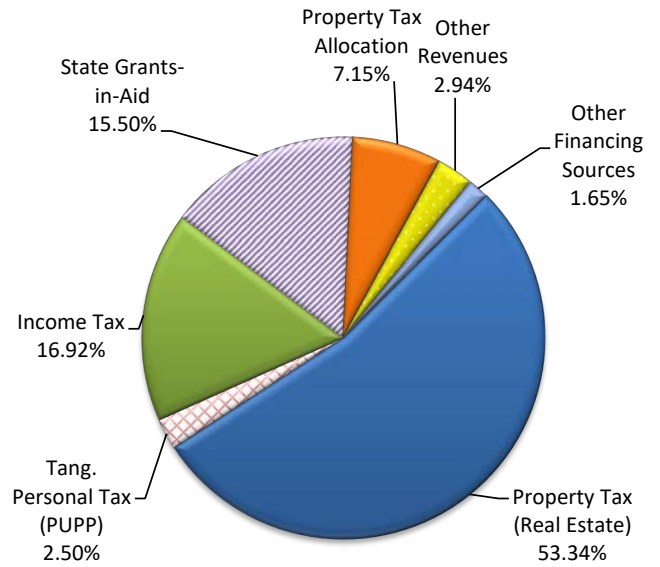
**EST. GENERAL FUND REVENUE FY23**

**\$50,140,878**



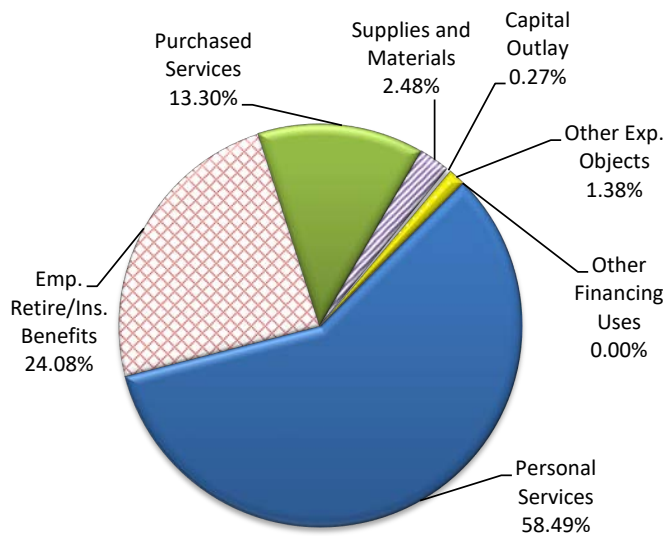
**EST. GENERAL FUND REVENUE FY13**

**\$29,096,581**



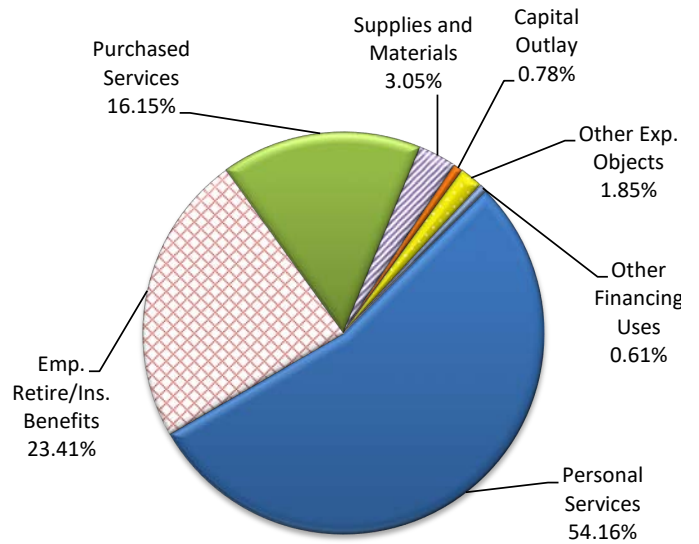
**EST. GENERAL FUND EXPENDITURES FY23**

**\$48,310,050**



**EST. GENERAL FUND EXPENDITURES FY13**

**\$28,179,296**



**Enrollment**

**FY 2022**  
4,281  
as of 8/17/2022

**FY 2013**  
3,138

**% Change**  
36.42%

**COMPARISON OF FISCAL YEAR 2023 YEAR-TO-DATE ESTIMATED REVENUES AND  
EXPENDITURES WITH FISCAL YEAR 2023 YEAR-TO-DATE ACTUALS  
GENERAL & REQUIRED DEBT SERVICE FUNDS ONLY**

<b>CATEGORY</b>	<b>FY 23 EST.</b>	<b>FY 23 ACTUAL</b>	<b>VARIANCE</b>	<b>PERCENTAGE</b>
<b>Revenues</b>				
General Property Tax (Real Estate)	\$11,022,577	\$11,028,971	\$6,394	0.1%
Tangible Personal Property (PUPP)	2,241,402	2,241,402	0	0.0%
Income Tax	5,322,234	5,322,234	0	0.0%
Unrestricted State Grants-in-Aid	1,157,064	1,161,103	4,038	0.3%
Restricted State Grants-in-Aid	52,612	52,625	13	0.0%
Property Tax Allocation (Reimb.)	0	0	0	0.0%
All Other Revenues	277,776	275,972	(1,804)	-0.6%
<b>Total Revenues</b>	<b>20,073,665</b>	<b>20,082,306</b>	<b>8,641</b>	<b>0.0%</b>
<b>Other Financing Sources</b>				
Advances-In	\$0	\$0	\$0	0.0%
All Other Financing Sources	4,900	4,874	(26)	-0.5%
<b>Total Other Financing Sources</b>	<b>4,900</b>	<b>4,874</b>	<b>(26)</b>	<b>-0.5%</b>
<b>Total Revenues &amp; Other Fin. Sources</b>	<b>\$20,078,565</b>	<b>\$20,087,180</b>	<b>\$8,615</b>	<b>0.0%</b>
<b>Expenditures</b>				
Personal Services (Salaries & Wages)	\$4,297,340	\$4,291,908	(\$5,432)	-0.1%
Retirement/Insurance Benefits	1,841,122	1,831,405	(9,717)	-0.5%
Purchased Services	1,233,475	1,219,071	(14,404)	-1.2%
Supplies and Materials	508,988	504,920	(4,068)	-0.8%
Capital Outlay	20,000	20,585	585	2.9%
Other Expenditure Objects	286,232	275,064	(11,168)	-3.9%
<b>Total Expenditures</b>	<b>8,187,156</b>	<b>8,142,953</b>	<b>(44,203)</b>	<b>-0.5%</b>
<b>Other Financing Uses</b>				
Operating Transfers-Out	\$0	\$0	\$0	0.0%
Advances-Out	0	0	0	0.0%
All Other Financing Uses	0	0	0	0.0%
<b>Total Other Financing Uses</b>	<b>\$0</b>	<b>\$0</b>	<b>\$0</b>	<b>0.0%</b>
<b>Total Expenditures &amp; Other Fin. Uses</b>	<b>\$8,187,156</b>	<b>\$8,142,953</b>	<b>(44,203)</b>	<b>-0.5%</b>
Excess of Revenues & Other Fin. Sources over (under) Expenditures & Other Fin. Uses	\$11,891,409	\$11,944,228	\$52,818	0.4%
<b>Beginning Cash Balance July 1</b>	<b>\$18,858,472</b>	<b>\$18,858,472</b>	<b>\$0</b>	<b>0.0%</b>
<b>Ending Cash Balance</b>	<b>\$30,749,882</b>	<b>\$30,802,700</b>	<b>\$52,818</b>	<b>0.2%</b>
Estimated Encumbrances	\$4,275,963	\$4,275,176	\$787	
<b>Unreserved Fund Balance</b>	<b>\$26,473,919</b>	<b>\$26,527,523</b>	<b>\$53,605</b>	



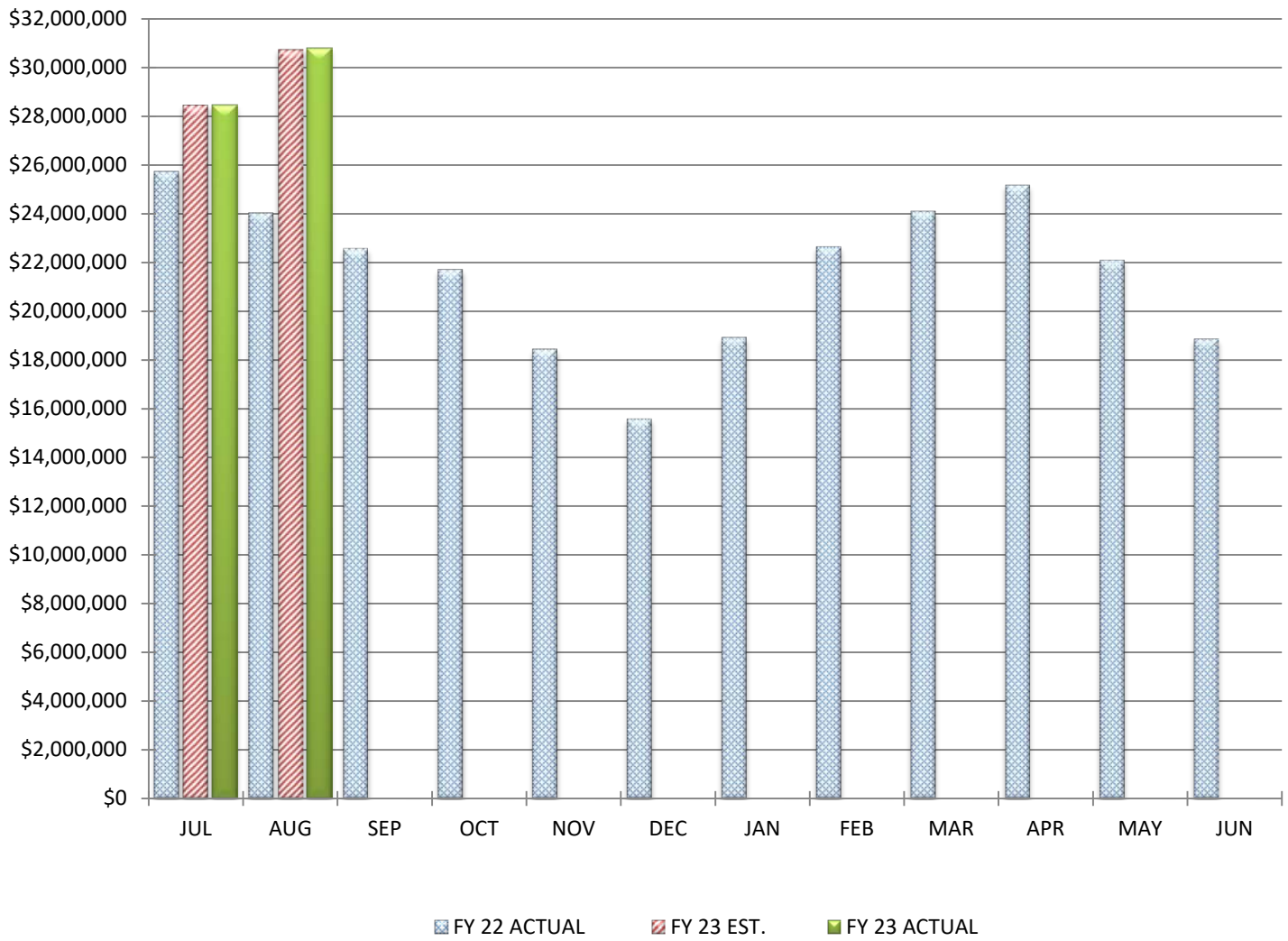
BIG WALNUT | INSPIRE  
LOCAL SCHOOLS | & GUIDE

---

VARIANCE ANALYSIS - GENERAL FUND

---

# COMPARISON OF MONTHLY ENDING CASH BALANCES





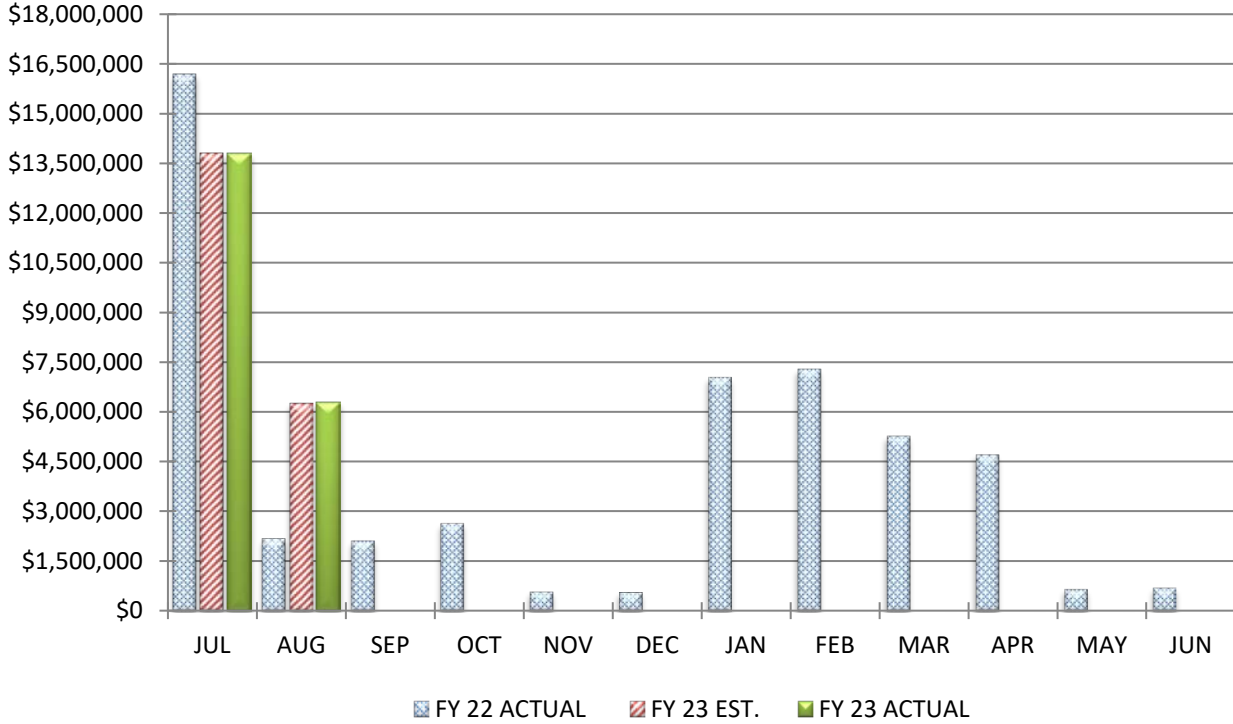
**COMPARISON OF MONTHLY ENDING CASH BALANCES**

**August 31, 2022**

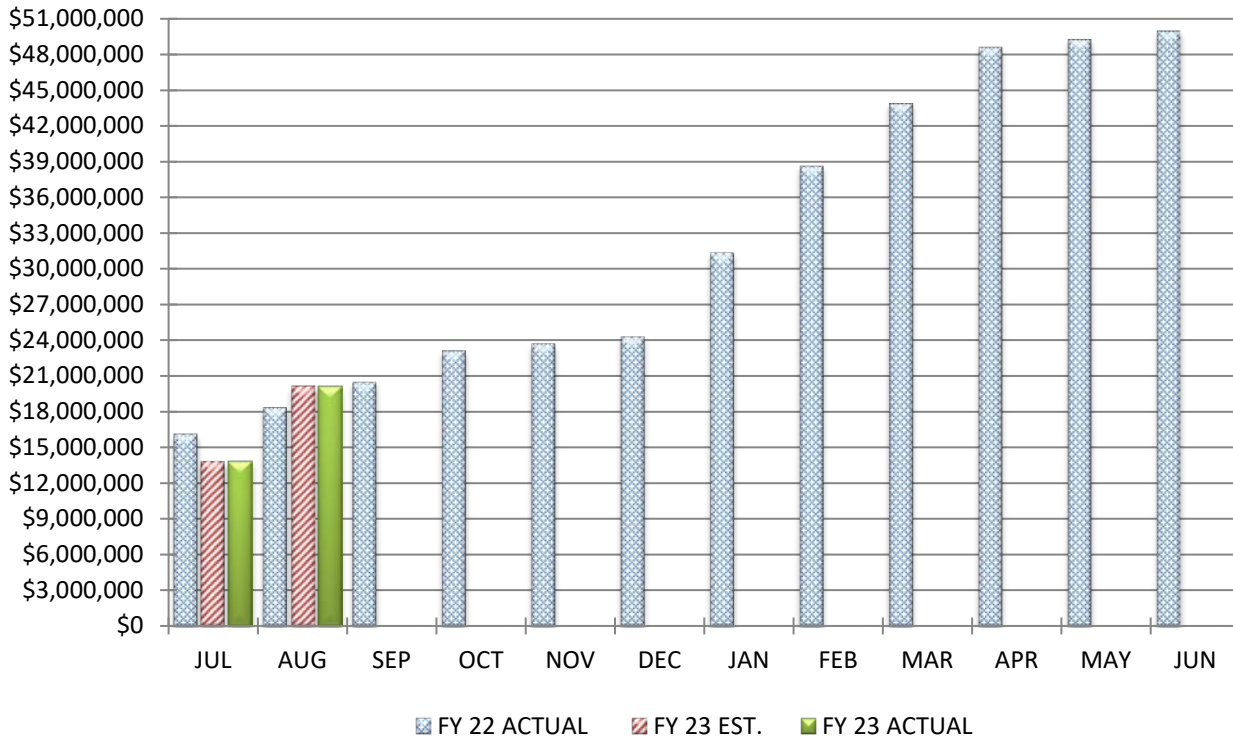
Actual Cash Balance		\$30,802,700
Estimated Cash Balance		\$30,749,882
Variance From Estimate	OVER	\$52,818
Percent Variance From Estimate	OVER	0.17%
Previous Year Cash Balance		\$24,032,858

**COMMENTS:** We are on target with our annual estimates.

## COMPARISON OF TOTAL MONTHLY REVENUES & OTHER FINANCING SOURCES



## COMPARISON OF TOTAL YEAR-TO-DATE REVENUES & OTHER FINANCING SOURCES



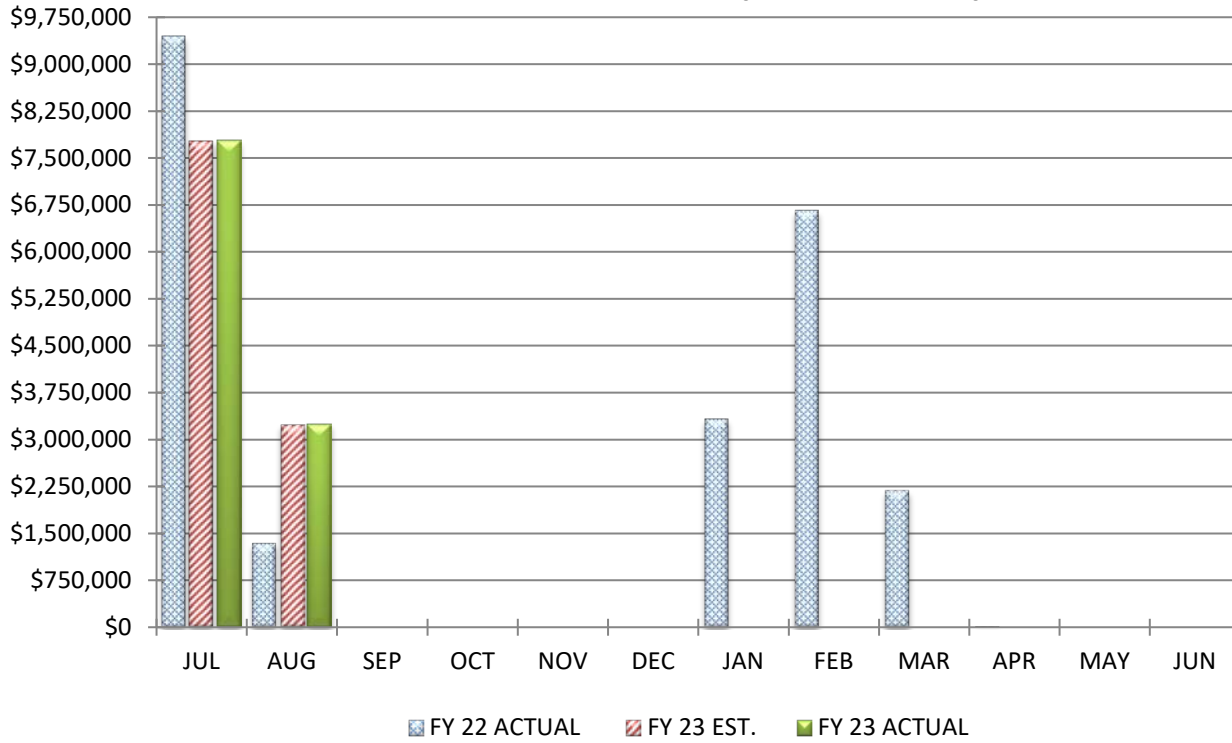
**COMPARISON TOTAL REVENUES & OTHER FINANCING SOURCES**

**August 31, 2022**

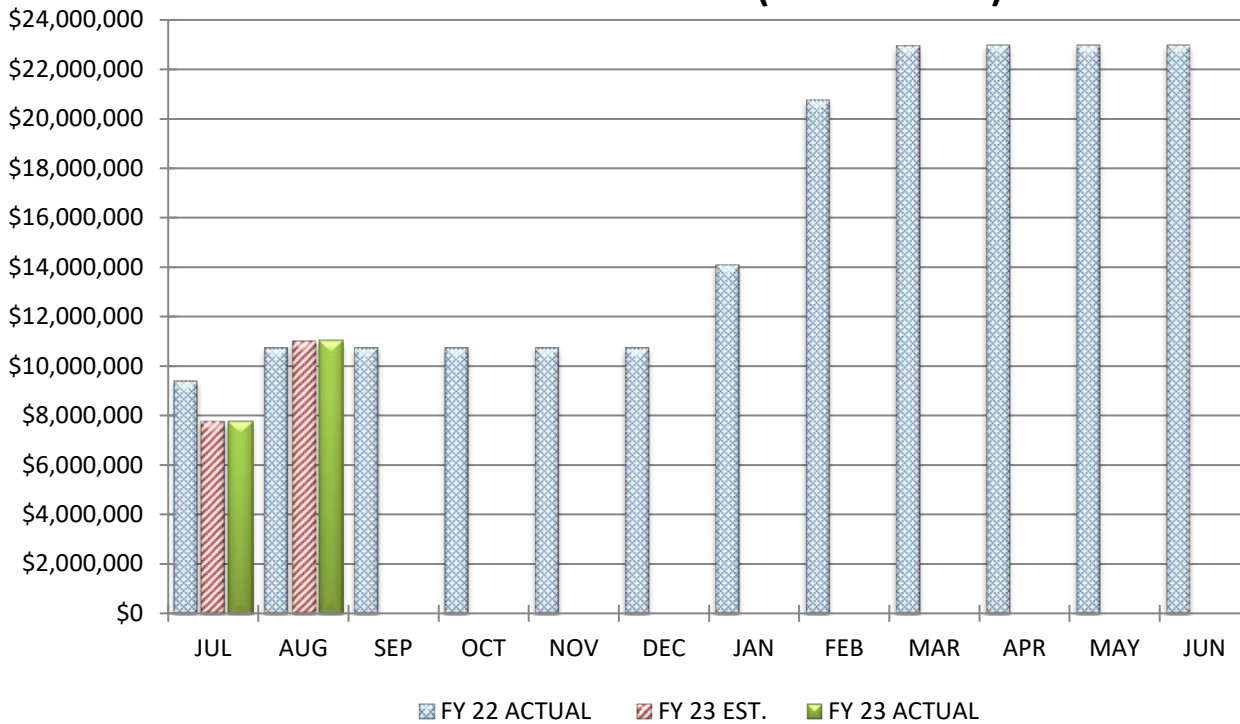
		<u>MONTH</u>		<u>YEAR-TO-DATE</u>
Actual Receipts		\$6,285,299		\$20,087,180
Estimated Receipts		\$6,276,684		\$20,078,565
Variance From Estimate	OVER	\$8,615	OVER	\$8,615
Variance From Estimate	OVER	0.14%	OVER	0.04%
Actual Prior Year		\$2,194,446		\$18,363,857
Total 2022-2023 Estimate				\$50,140,878
Percent Of Total Estimate Received				40.06%
Percent Of Budget Year Completed		2 Months		16.67%

**COMMENTS:** We are on target with our annual estimates.

## COMPARISON OF TOTAL MONTHLY GENERAL PROPERTY TAX (REAL ESTATE)



## COMPARISON OF TOTAL YEAR-TO-DATE GENERAL PROPERTY TAX (REAL ESTATE)



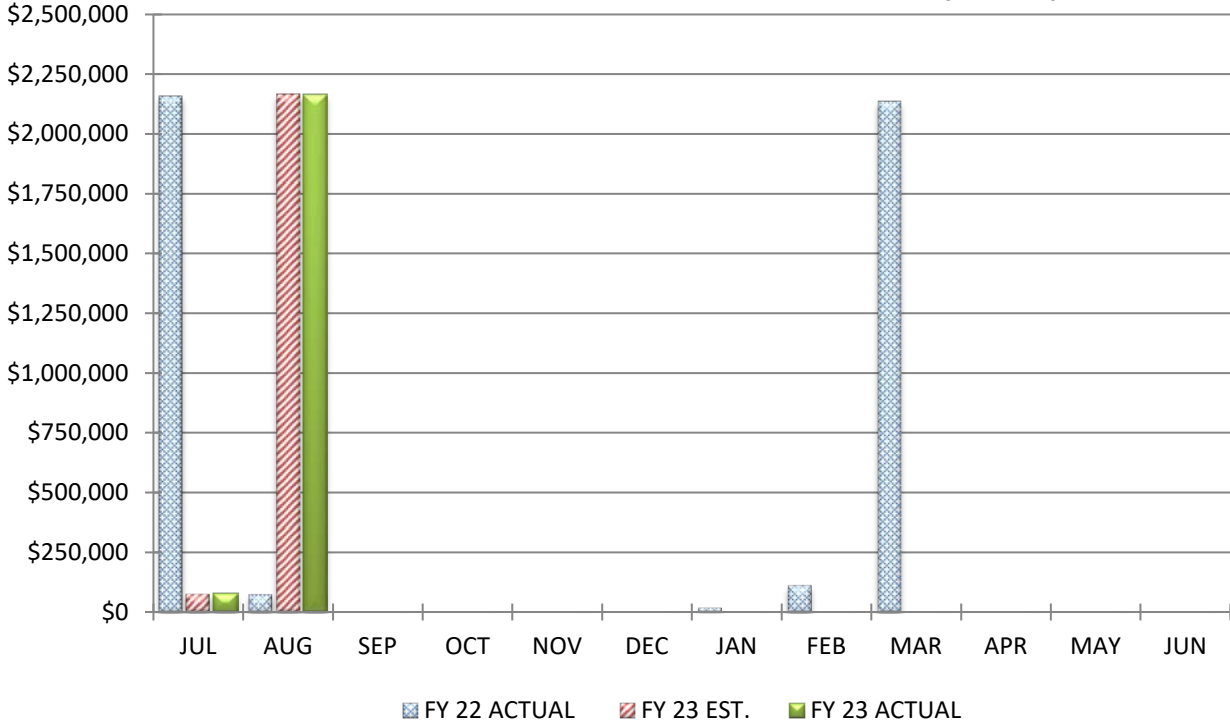
**COMPARISON OF GENERAL PROPERTY TAX (REAL ESTATE)**

**August 31, 2022**

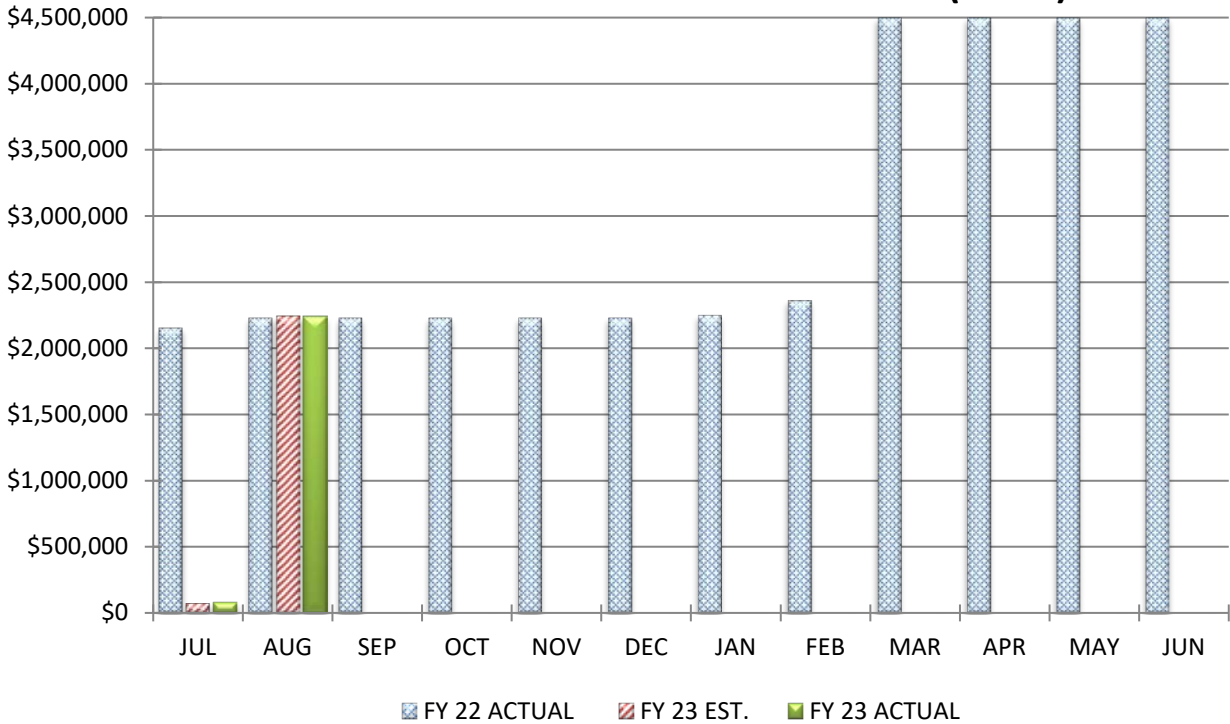
		<u>MONTH</u>		<u>YEAR-TO-DATE</u>
Actual Real Estate Tax Receipts		\$3,249,533		\$11,028,971
Estimated Real Estate Tax Receipts		\$3,243,139		\$11,022,577
Variance From Estimate	OVER	\$6,394	OVER	\$6,394
Variance From Estimate	OVER	0.20%	OVER	0.06%
Actual Prior Year		\$1,344,834		\$10,792,180
Total 2022-2023 Estimate				\$23,500,258
Percent Of Total Estimate Received				46.93%
Percent Of Budget Year Completed		2 months		16.67%

**COMMENTS:** We are on target with our annual estimates.

## COMPARISON OF TOTAL MONTHLY TANGIBLE PERSONAL PROPERTY TAX (PUPP)



## COMPARISON OF TOTAL YEAR-TO-DATE TANGIBLE PERSONAL PROPERTY TAX (PUPP)



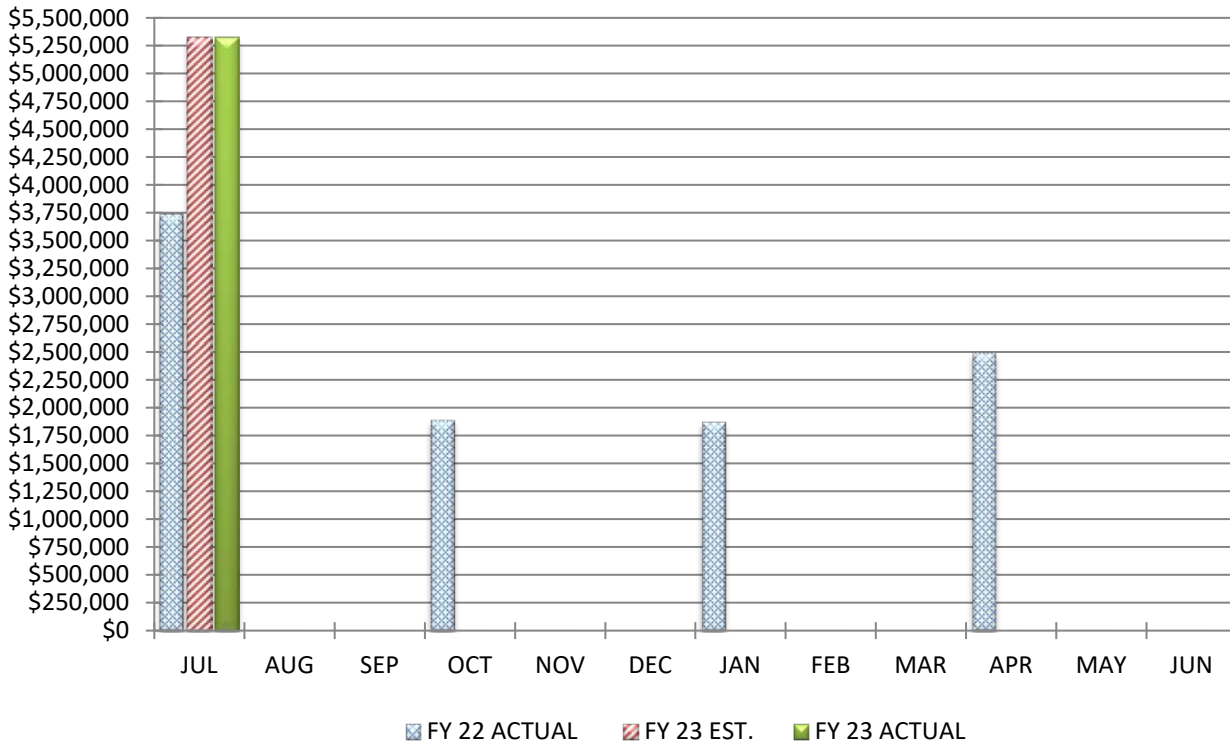
**COMPARISON OF TANGIBLE PERSONAL PROPERTY TAX (PUPP)**

**August 31, 2022**

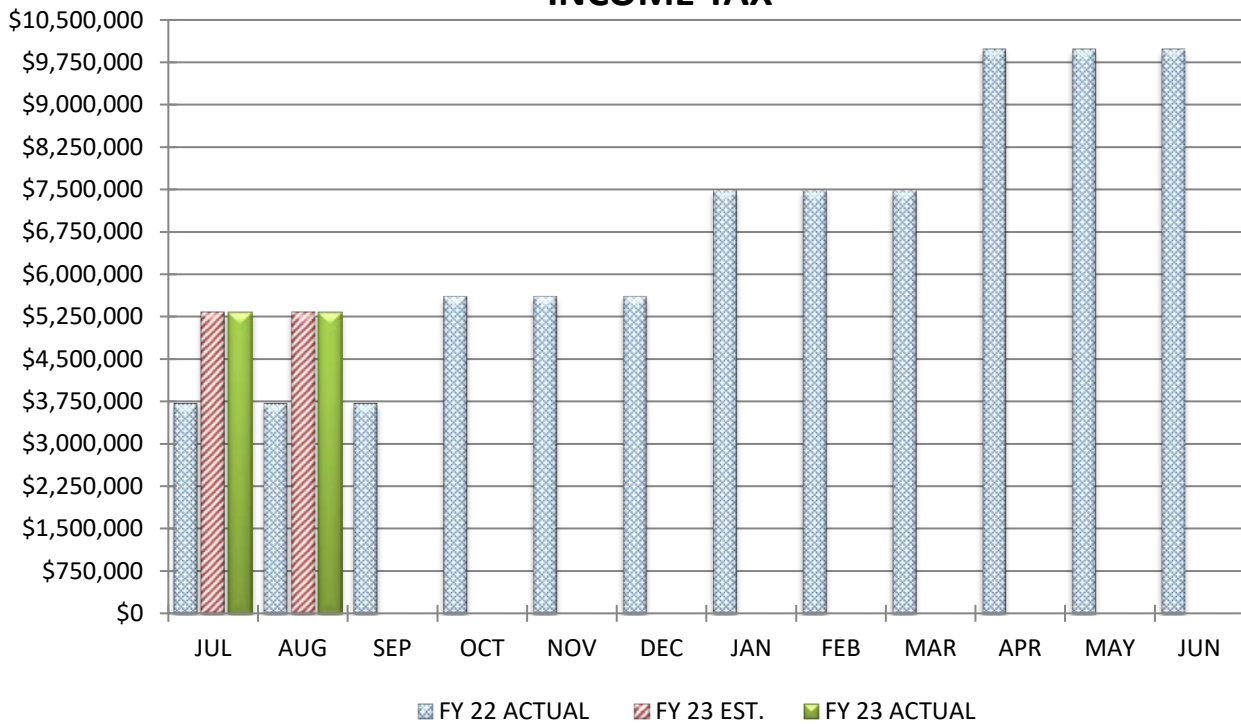
	<u>MONTH</u>	<u>YEAR-TO-DATE</u>
Actual PUPP Tax Receipts	\$2,164,502	\$2,241,402
Estimated PUPP Tax Receipts	\$2,164,502	\$2,241,402
Variance From Estimate	\$0	\$0
Variance From Estimate	0.00%	0.00%
Actual Prior Year	\$75,205	\$2,231,099
Total 2022-2023 Estimate		\$4,495,915
Percent Of Total Estimate Received		49.85%
Percent Of Budget Year Completed	2 months	16.67%

**COMMENTS:** We are on target with our annual estimates.

## COMPARISON OF TOTAL MONTHLY INCOME TAX



## COMPARISON OF TOTAL YEAR-TO-DATE INCOME TAX





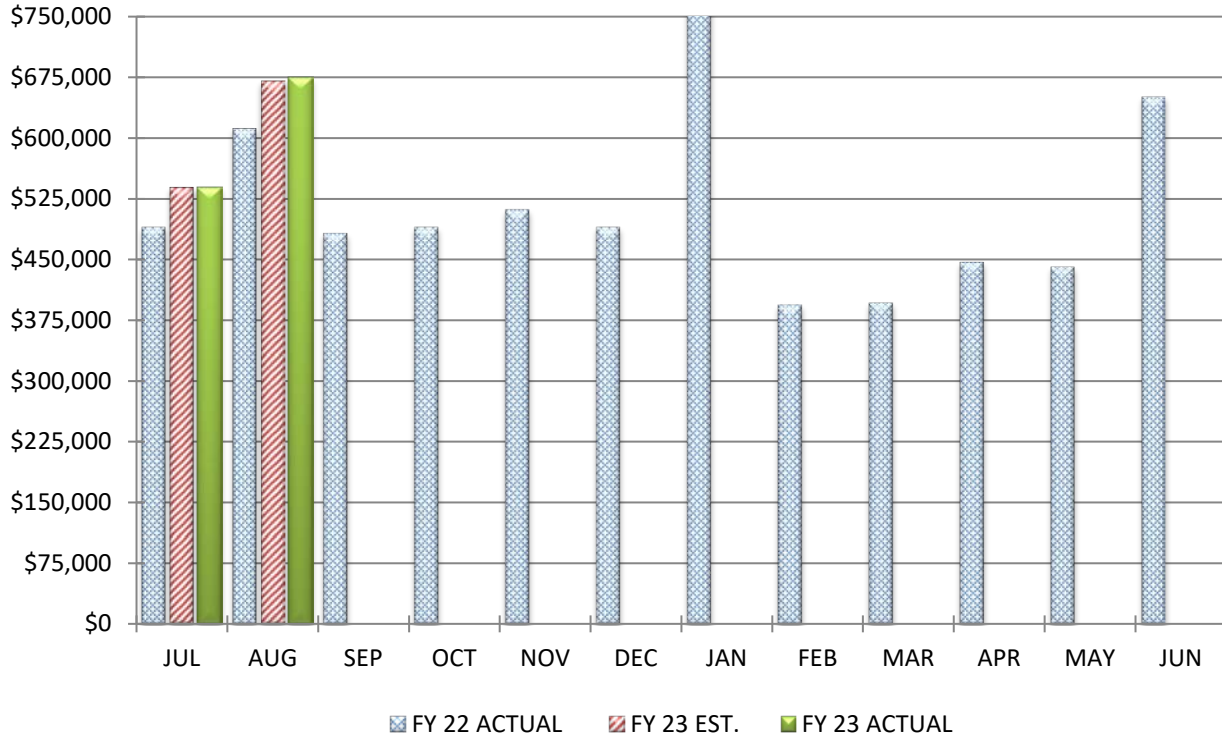
**COMPARISON OF INCOME TAX**

**August 31, 2022**

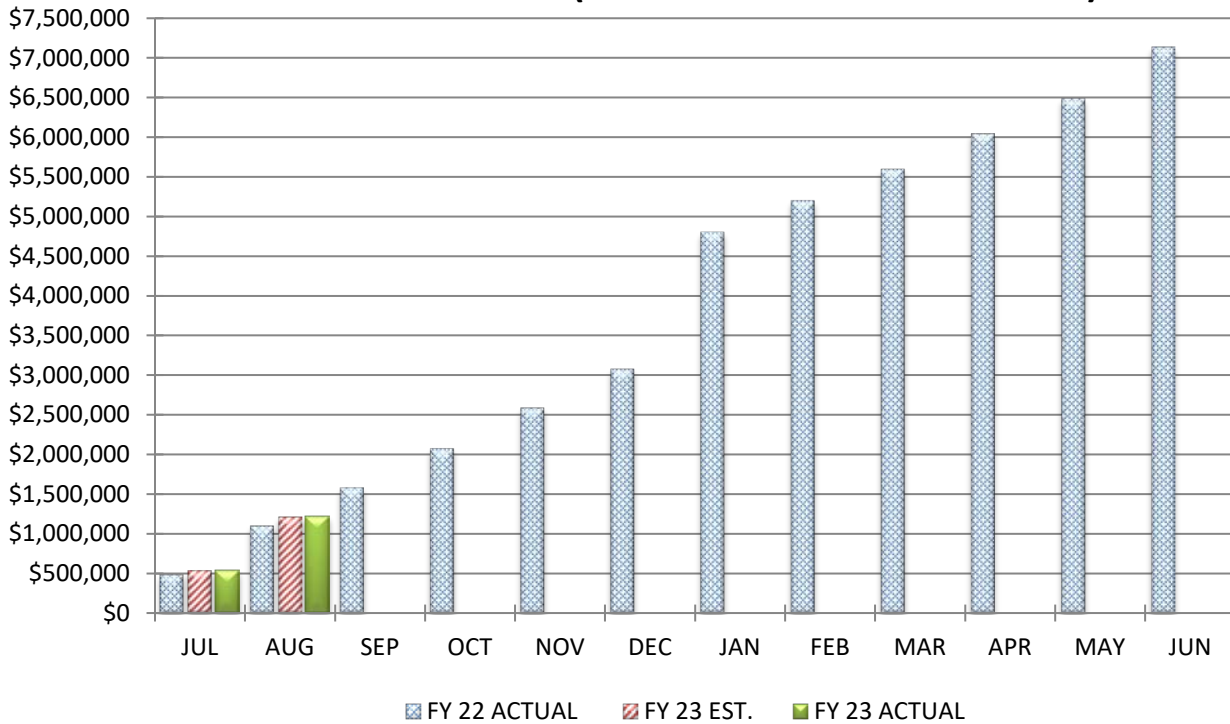
	<u>MONTH</u>	<u>YEAR-TO-DATE</u>
Actual State Receipts	\$0	\$5,322,234
Estimated State Receipts	\$0	\$5,322,234
Variance From Estimate	\$0	\$0
Variance From Estimate	0.00%	0.00%
Actual Prior Year	\$0	\$3,731,173
Total 2022-2023 Estimate		\$10,262,942
Percent Of Total Estimate Received		51.86%
Percent Of Budget Year Completed	2 months	16.67%

**COMMENTS:** We are on target with our annual estimates.

### COMPARISON OF TOTAL MONTHLY STATE GRANTS-IN-AID (UNRESTRICTED & RESTRICTED)



### COMPARISON OF TOTAL YEAR-TO-DATE STATE GRANTS-IN-AID (UNRESTRICTED & RESTRICTED)



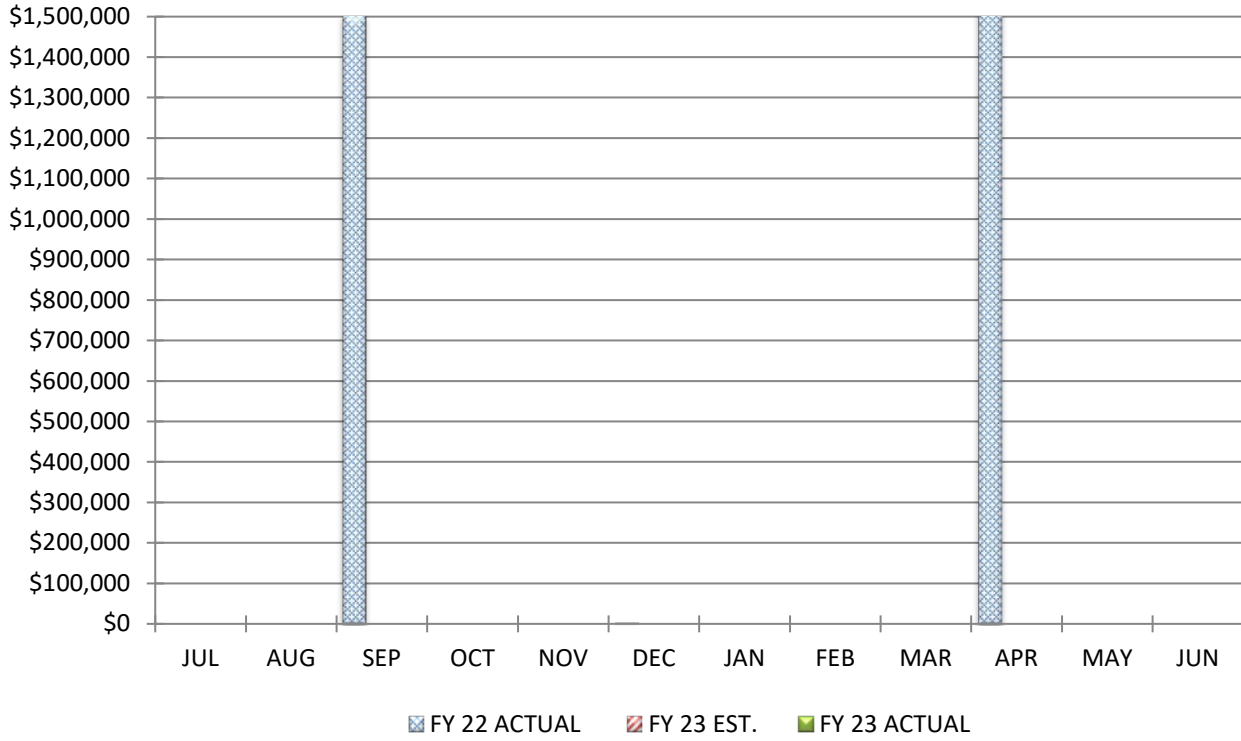
**COMPARISON OF STATE GRANTS-IN-AID (UNRESTRICTED & RESTRICTED)**

**August 31, 2022**

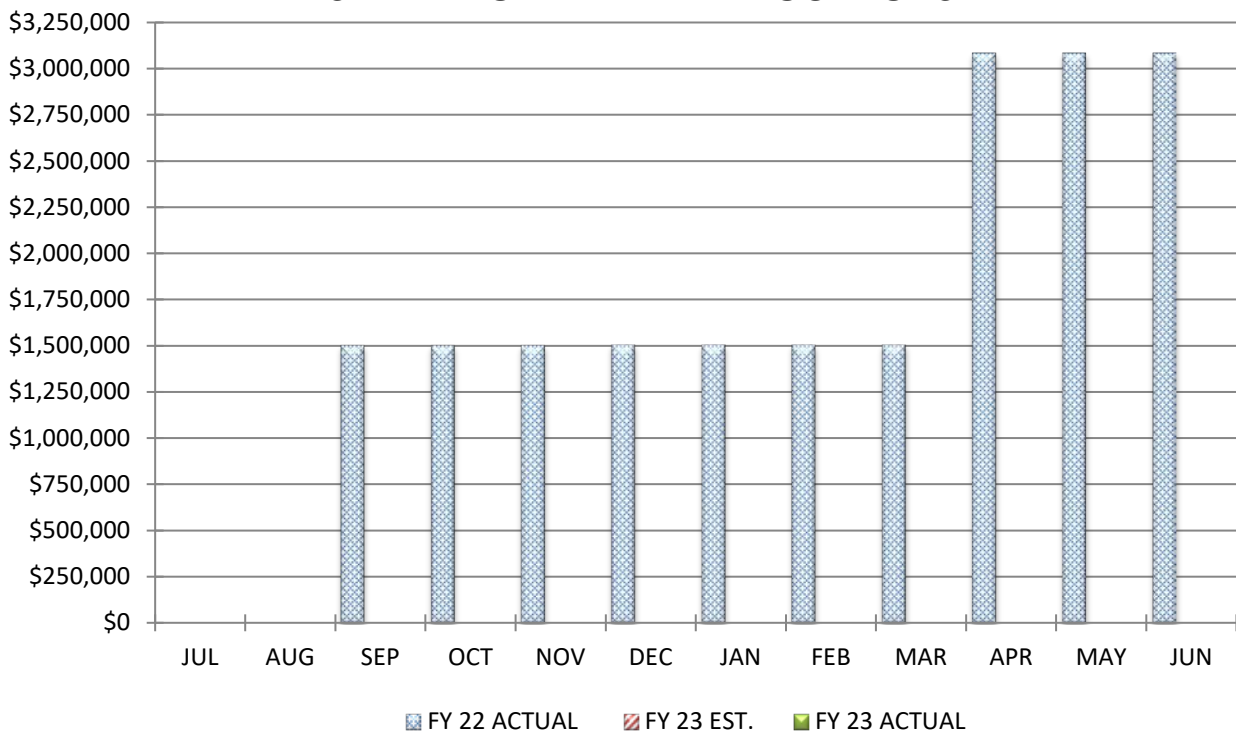
		<u>MONTH</u>		<u>YEAR-TO-DATE</u>
Actual State Receipts		\$674,404		\$1,213,728
Estimated State Receipts		\$670,353		\$1,209,677
Variance From Estimate	OVER	\$4,051	OVER	\$4,051
Variance From Estimate	OVER	0.60%	OVER	0.33%
Actual Prior Year		\$612,337		\$1,102,604
Total 2022-2023 Estimate				\$7,093,625
Percent Of Total Estimate Received				17.11%
Percent Of Budget Year Completed		2 months		16.67%

**COMMENTS:** We are on target with our annual estimates.

## COMPARISON OF TOTAL MONTHLY STATE PROPERTY TAX ALLOCATIONS



## COMPARISON OF TOTAL YEAR-TO-DATE STATE PROPERTY TAX ALLOCATIONS



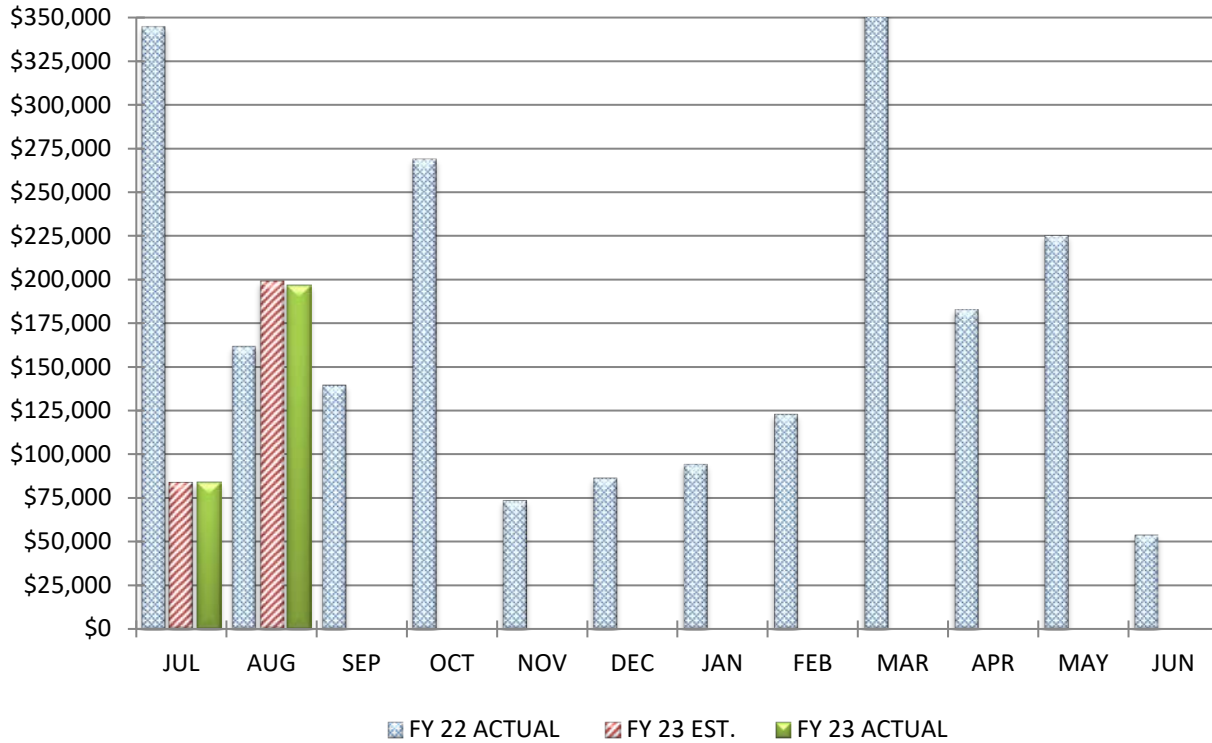
**COMPARISON OF STATE PROPERTY TAX ALLOCATIONS**

**August 31, 2022**

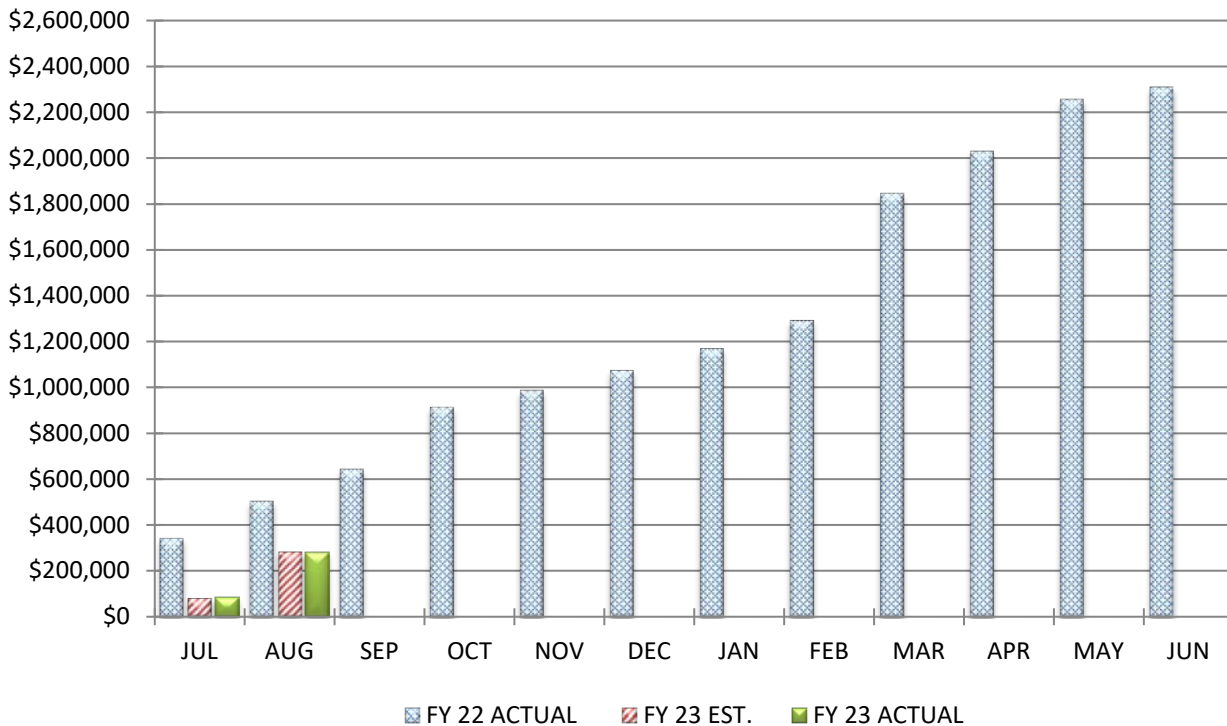
	<u>MONTH</u>	<u>YEAR-TO-DATE</u>
Actual Tax Allocation Receipts	\$0	\$0
Estimated Tax Allocation Receipts	\$0	\$0
Variance From Estimate	\$0	\$0
Variance From Estimate	0.00%	0.00%
Actual Prior Year	\$0	\$0
Total 2022-2023 Estimate		\$3,209,447
Percent Of Total Estimate Received		0.00%
Percent Of Budget Year Completed	2 months	16.67%

**COMMENTS:** We are on target with our annual estimates.

## COMPARISON OF TOTAL MONTHLY OTHER REVENUES & OTHER FINANCING SOURCES



## COMPARISON OF TOTAL YEAR-TO-DATE OTHER REVENUES & OTHER FINANCING SOURCES



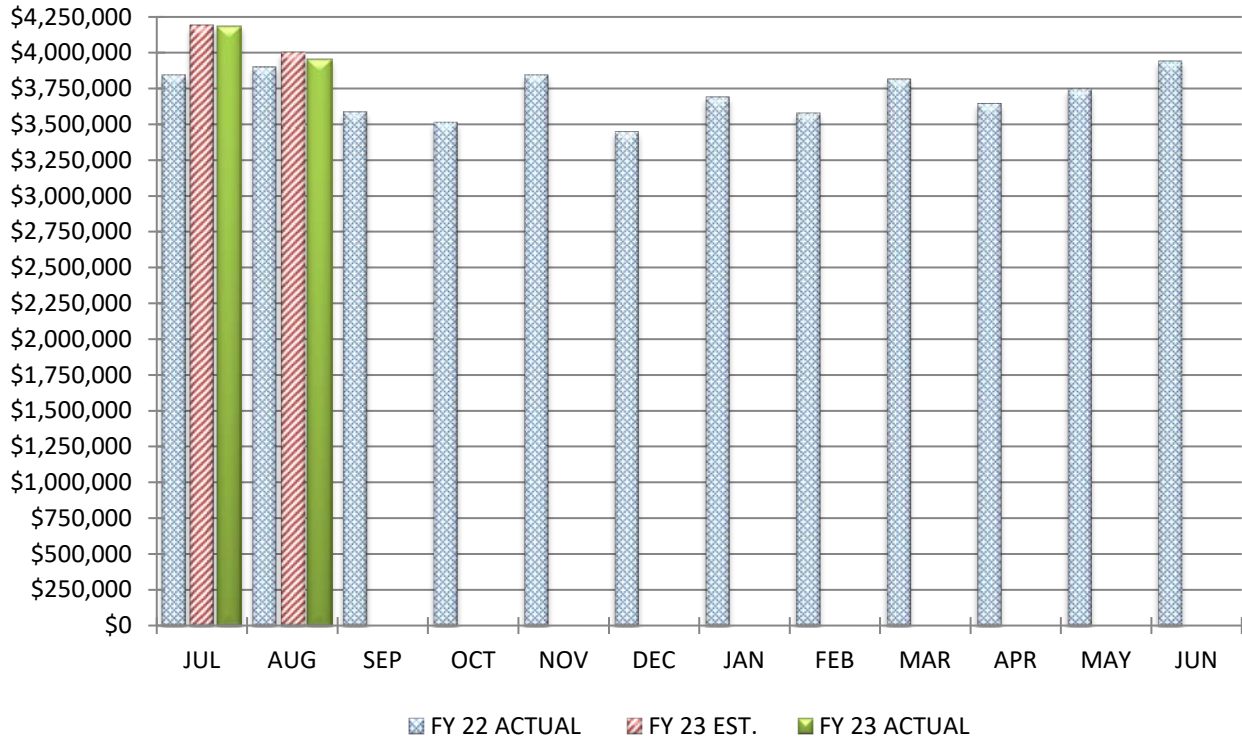
**COMPARISON OF OTHER REVENUES & OTHER FINANCING SOURCES**

**August 31, 2022**

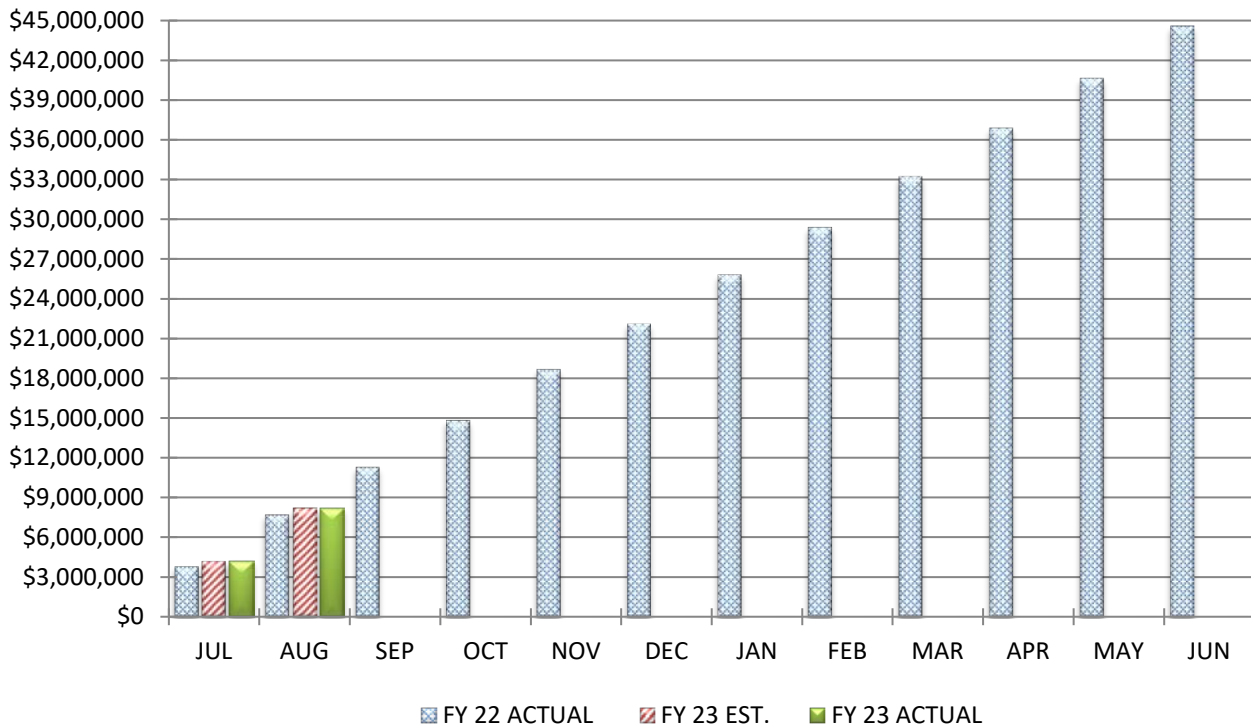
		<u>MONTH</u>		<u>YEAR-TO-DATE</u>
Actual Other Receipts		\$196,860		\$280,846
Estimated Other Receipts		\$198,690		\$282,677
Variance From Estimate	UNDER	(\$1,830)	UNDER	(\$1,830)
Variance From Estimate	UNDER	-0.92%	UNDER	-0.65%
Actual Prior Year		\$162,071		\$506,802
Total 2022-2023 Estimate				\$1,578,691
Percent Of Total Estimate Received				17.79%
Percent Of Budget Year Completed			2 months	16.67%

**COMMENTS:** We are on target with our annual estimates.

## COMPARISON OF TOTAL MONTHLY EXPENDITURES & OTHER FINANCING USES



## COMPARISON OF TOTAL YEAR-TO-DATE EXPENDITURES & OTHER FINANCING USES





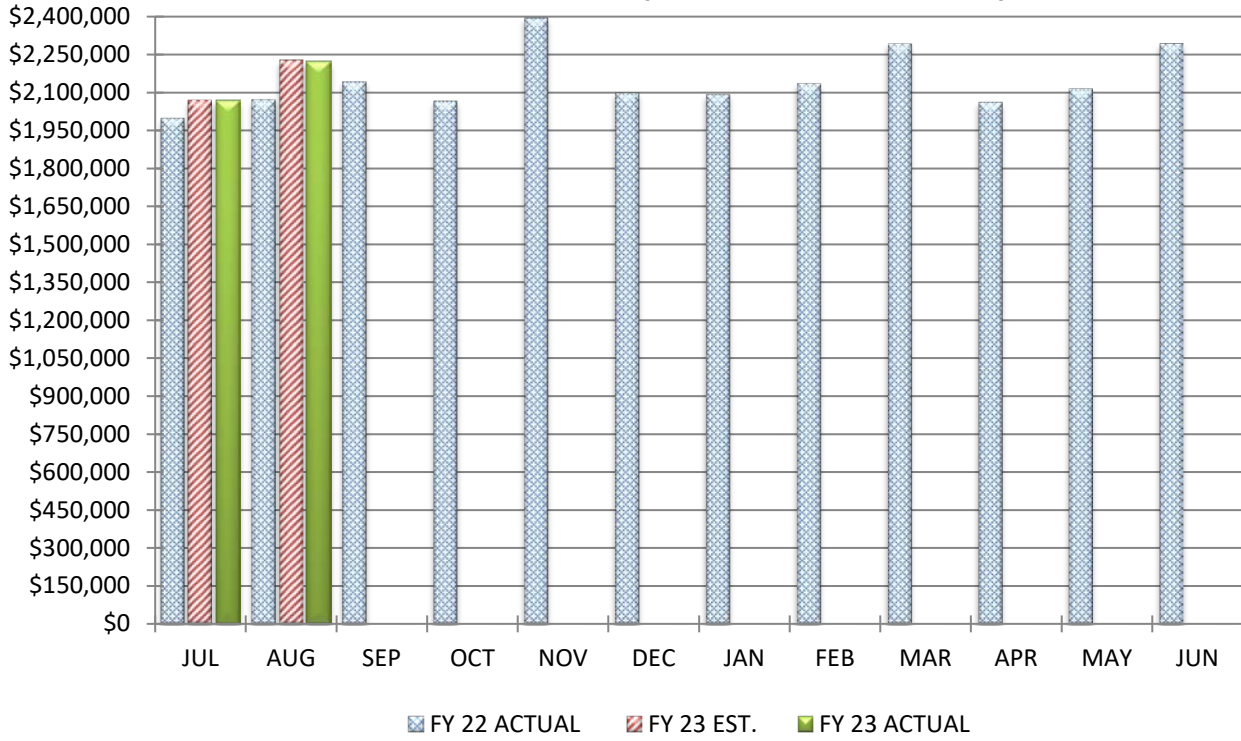
**COMPARISON OF TOTAL EXPENDITURES & OTHER FINANCING USES**

**August 31, 2022**

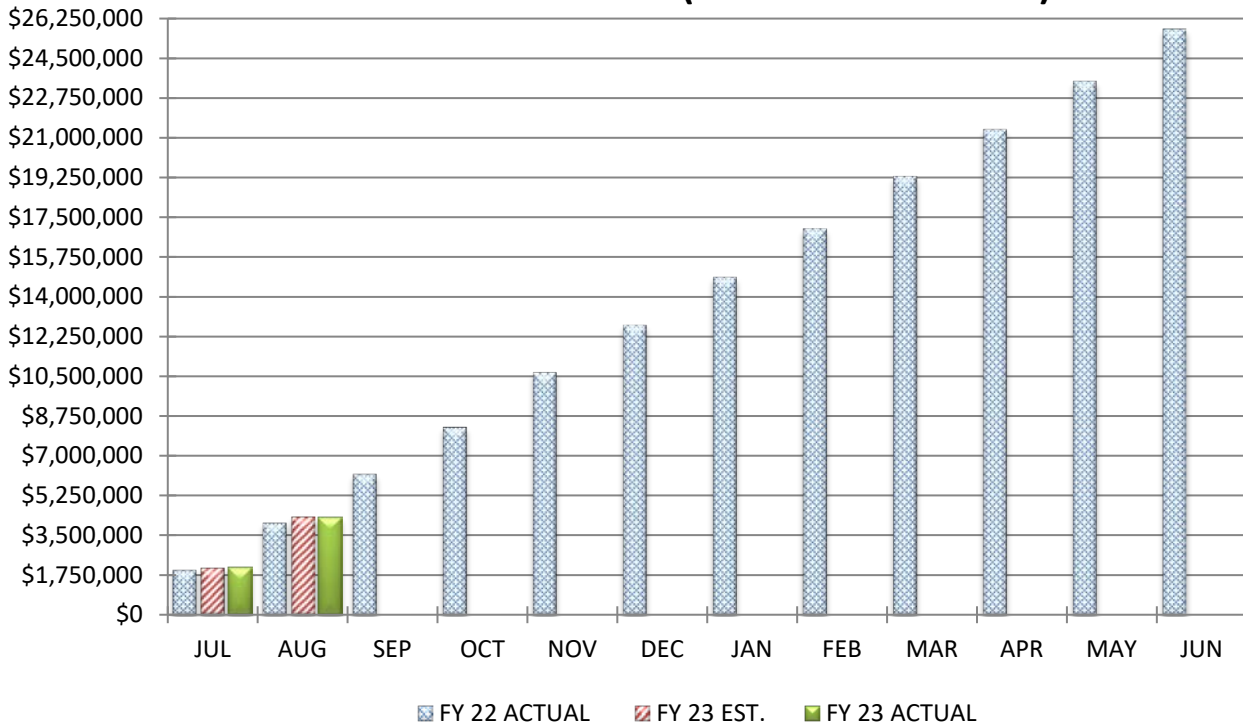
		<u>MONTH</u>		<u>YEAR-TO-DATE</u>
Actual Expenditures		\$3,954,887		\$8,142,953
Estimated Expenditures		\$3,999,090		\$8,187,156
Variance From Estimate	UNDER	(\$44,203)	UNDER	(\$44,203)
Variance From Estimate	UNDER	-1.11%	UNDER	-0.54%
Actual Prior Year		\$3,899,362		\$7,743,579
Total 2022-2023 Estimate				\$48,310,050
Percent Of Total Estimate Spent				16.86%
Percent Of Budget Year Completed			2 months	16.67%

**COMMENTS:** We are on target with our annual estimates.

## COMPARISON OF TOTAL MONTHLY PERSONAL SERVICES (SALARIES & WAGES)



## COMPARISON OF TOTAL YEAR-TO-DATE PERSONAL SERVICES (SALARIES & WAGES)



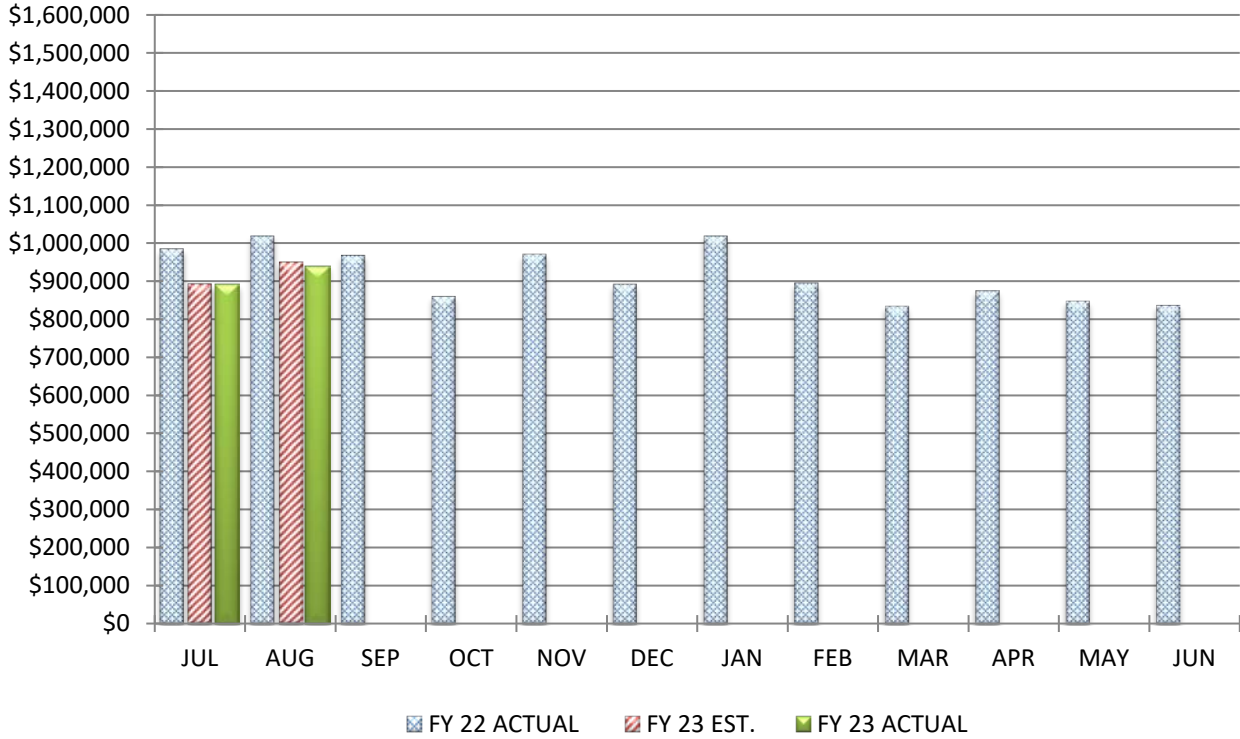
**COMPARISON OF PERSONAL SERVICES (SALARIES & WAGES)**

**August 31, 2022**

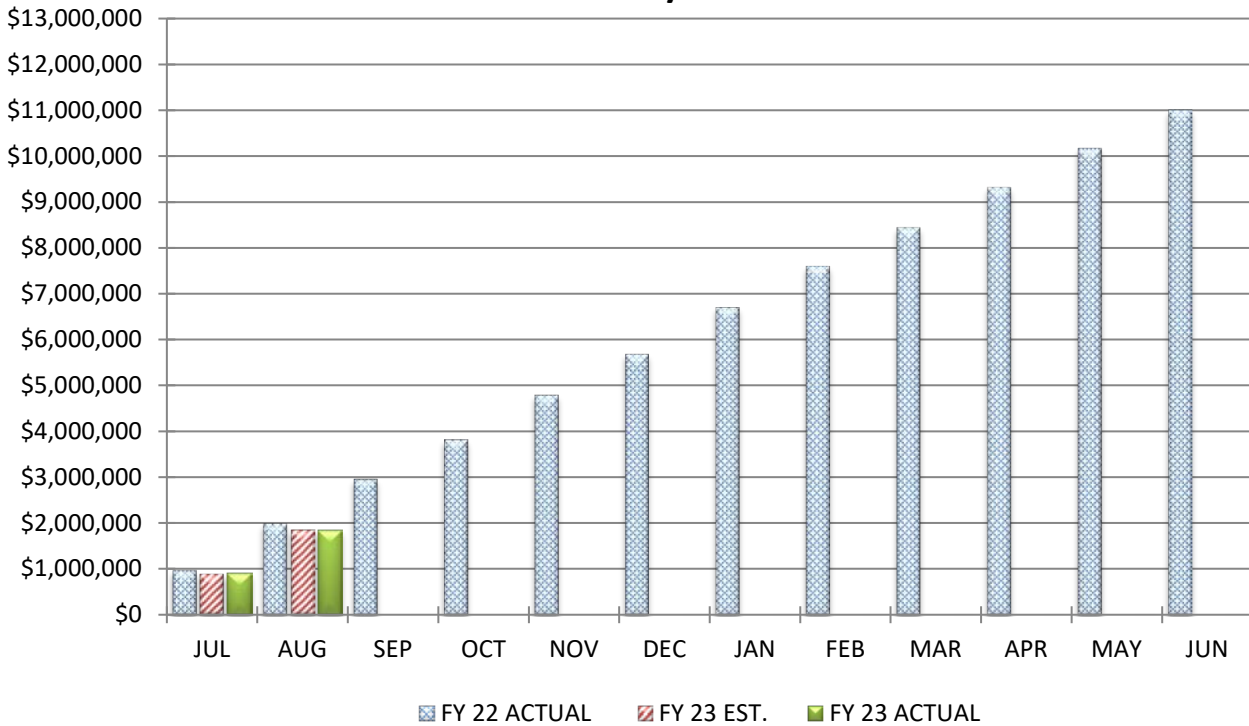
		<u>MONTH</u>		<u>YEAR-TO-DATE</u>
Actual Wage Expenditures		\$2,222,143		\$4,291,908
Estimated Wage Expenditures		\$2,227,575		\$4,297,340
Variance From Estimate	UNDER	(\$5,432)	UNDER	(\$5,432)
Variance From Estimate	UNDER	-0.24%	UNDER	-0.13%
Actual Prior Year		\$2,071,942		\$4,070,571
Total 2022-2023 Estimate				\$28,255,679
Percent Of Total Estimate Spent				15.19%
Percent Of Budget Year Completed		2 months		16.67%

**COMMENTS:** We are on target with our annual estimates.

## COMPARISON OF TOTAL MONTHLY EMPLOYEES' RETIREMENT/INSURANCE BENEFITS



## COMPARISON OF TOTAL YEAR-TO-DATE EMPLOYEES' RETIREMENT/INSURANCE BENEFITS



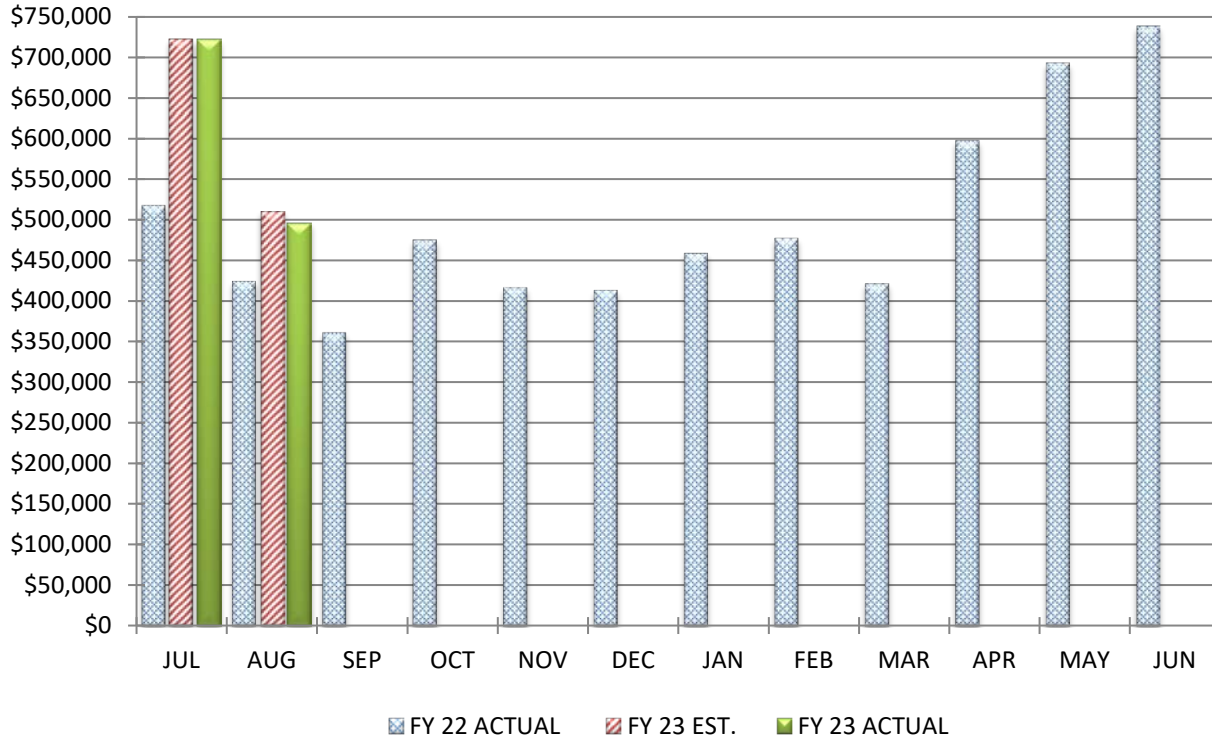
**COMPARISON OF EMPLOYEES' RETIREMENT/INSURANCE BENEFITS**

**August 31, 2022**

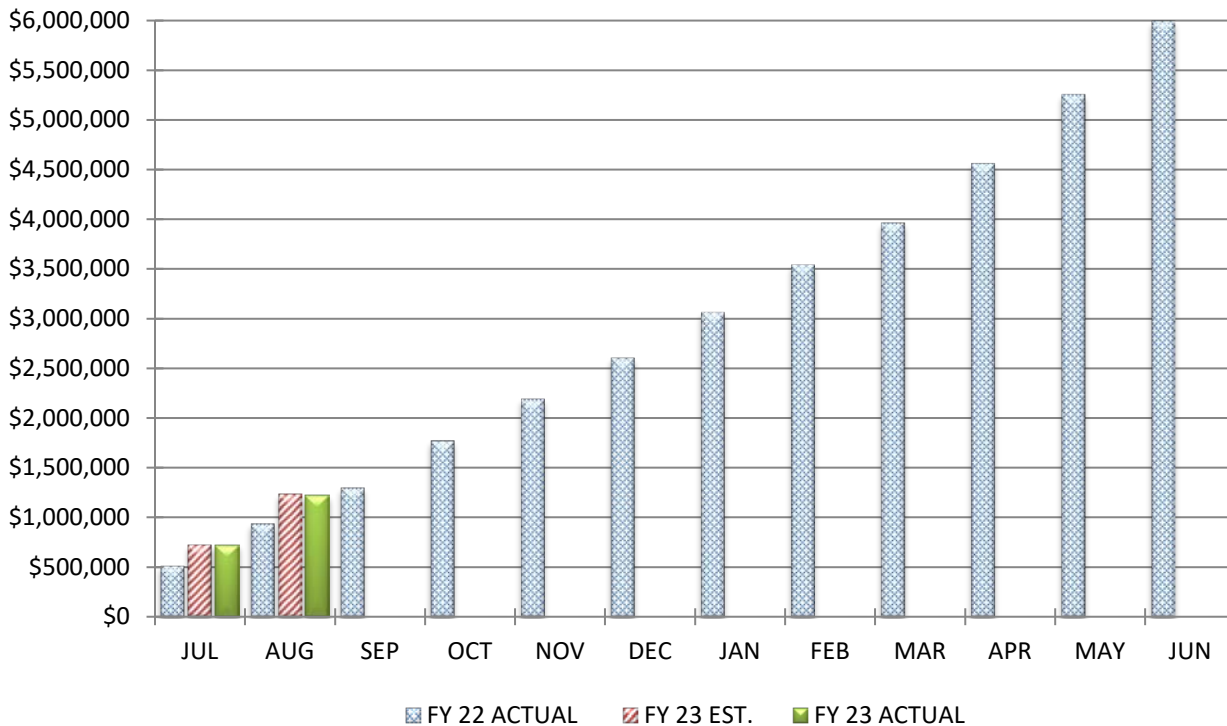
		<u>MONTH</u>		<u>YEAR-TO-DATE</u>
Actual Fringe Benefit Expenditures		\$939,618		\$1,831,405
Estimated Fringe Benefit Expenditures		\$949,335		\$1,841,122
Variance From Estimate	UNDER	(\$9,717)	UNDER	(\$9,717)
Variance From Estimate	UNDER	-1.02%	UNDER	-0.53%
Actual Prior Year		\$1,017,995		\$2,001,914
Total 2022-2023 Estimate				\$11,631,315
Percent Of Total Estimate Spent				15.75%
Percent Of Budget Year Completed			2 months	16.67%

**COMMENTS:** We are on target with our annual estimates.

## COMPARISON OF TOTAL MONTHLY PURCHASED SERVICES



## COMPARISON OF TOTAL YEAR-TO-DATE PURCHASED SERVICES



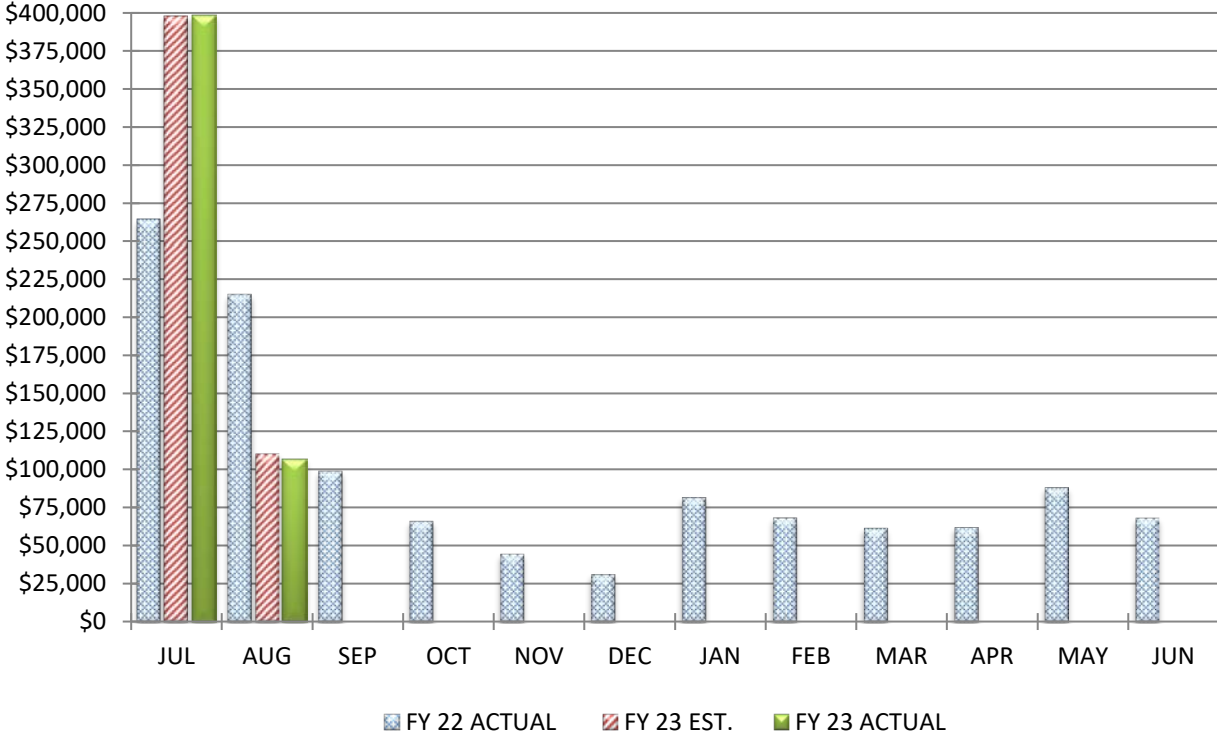
**COMPARISON OF PURCHASED SERVICES**

**August 31, 2022**

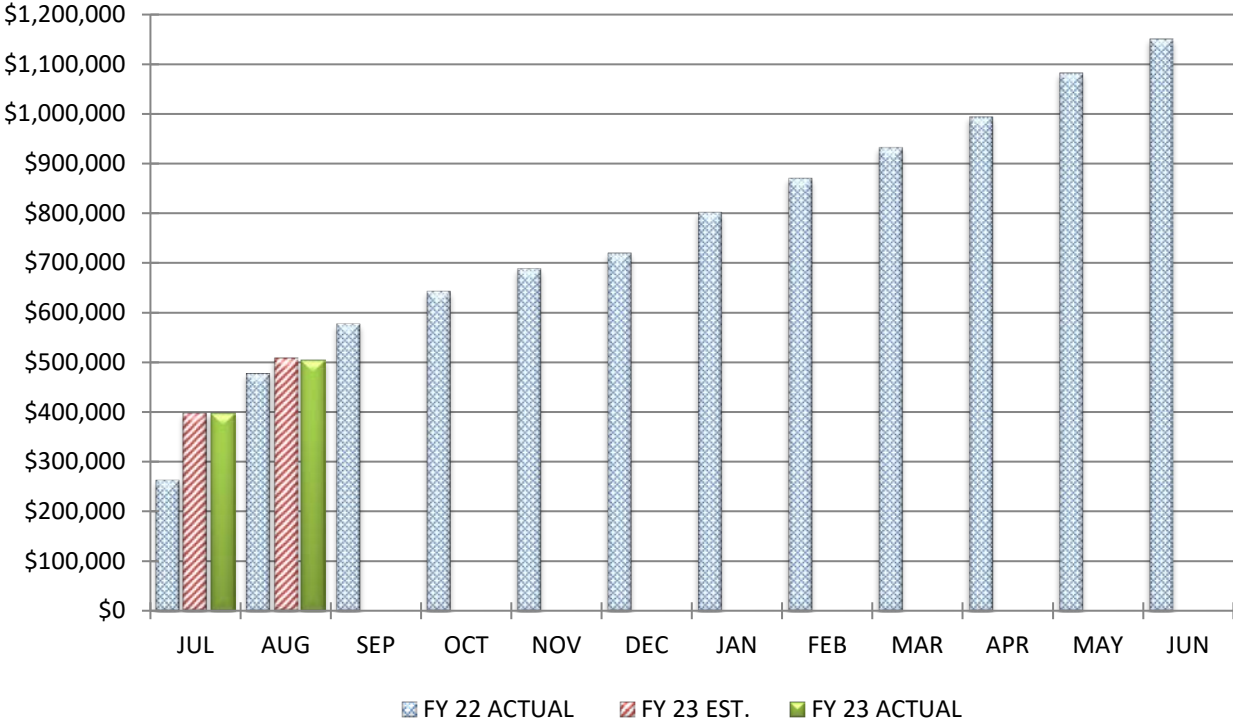
		<u>MONTH</u>		<u>YEAR-TO-DATE</u>
Actual Service Expenditures		\$496,471		\$1,219,071
Estimated Service Expenditures		\$510,875		\$1,233,475
Variance From Estimate	UNDER	(\$14,404)	UNDER	(\$14,404)
Variance From Estimate	UNDER	-2.82%	UNDER	-1.17%
Actual Prior Year		\$424,441		\$941,703
Total 2022-2023 Estimate				\$6,427,211
Percent Of Total Estimate Spent				18.97%
Percent Of Budget Year Completed			2 months	16.67%

**COMMENTS:** We are on target with our annual estimates. We are noting significant increases compared to last year in this line due to increases in utilities and insurance costs for our additional buildings on top of general inflationary increases from most service providers. We have planned for increases in these areas in our fiscal year 2023 budget, but we will have to watch this cost area throughout the year.

### COMPARISON OF TOTAL MONTHLY SUPPLIES AND MATERIALS



### COMPARISON OF TOTAL YEAR-TO-DATE SUPPLIES AND MATERIALS





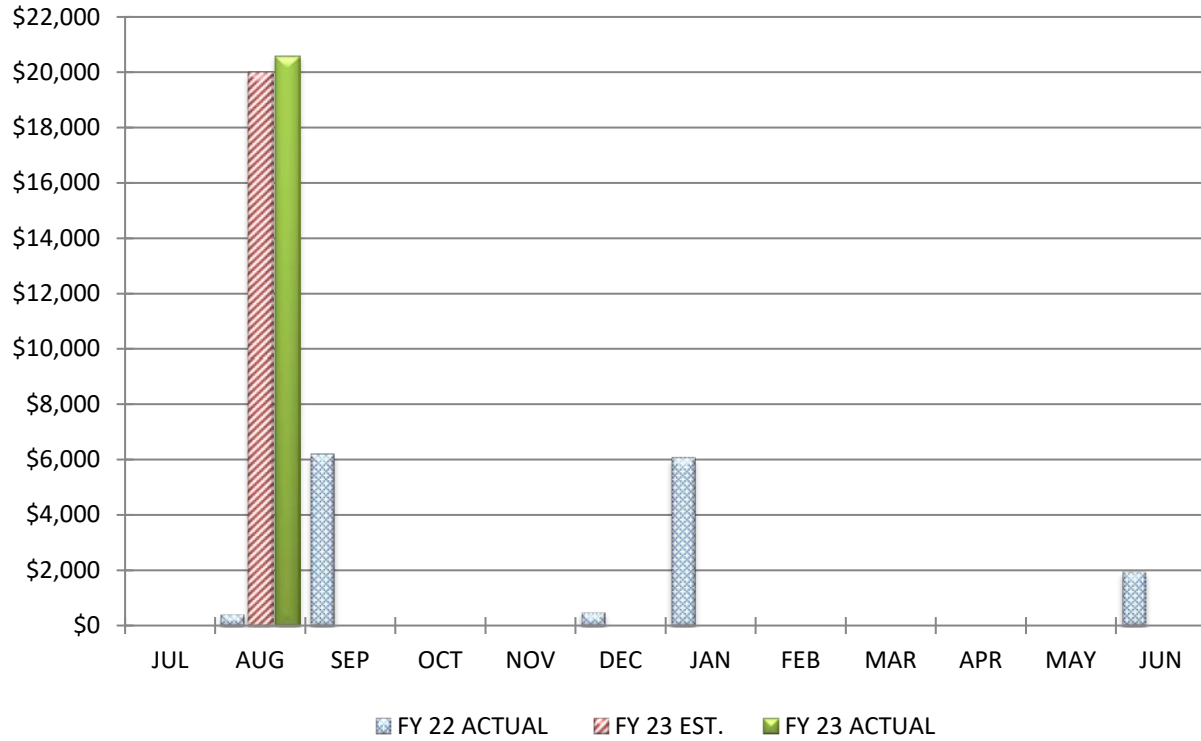
**COMPARISON OF SUPPLIES AND MATERIALS**

**August 31, 2022**

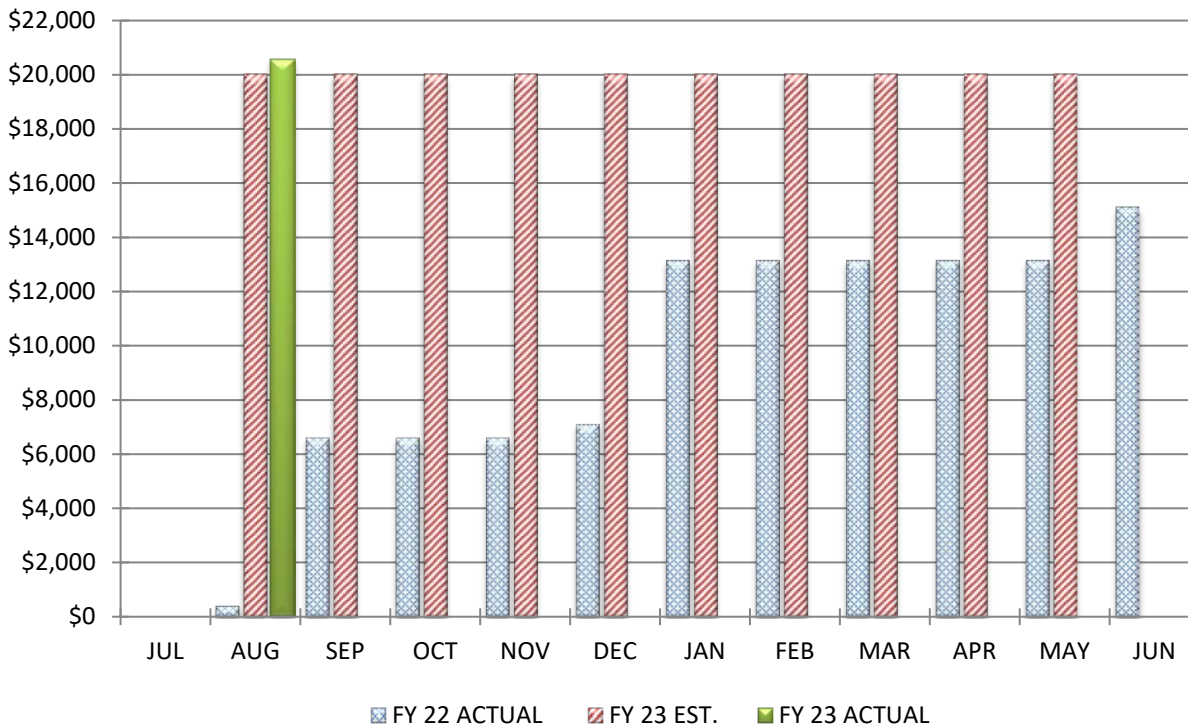
		<u>MONTH</u>		<u>YEAR-TO-DATE</u>
Actual Material Expenditures		\$106,657		\$504,920
Estimated Material Expenditures		\$110,725		\$508,988
Variance From Estimate	UNDER	(\$4,068)	UNDER	(\$4,068)
Variance From Estimate	UNDER	-3.67%	UNDER	-0.80%
Actual Prior Year		\$214,801		\$478,797
Total 2022-2023 Estimate				\$1,198,784
Percent Of Total Estimate Spent				42.12%
Percent Of Budget Year Completed		2 months		16.67%

**COMMENTS:** We are on target with our annual estimates. We are noting significant increases compared to last year in this line specifically due to bus fuel and our software subscriptions on top of general inflationary increases for many supply and material items. We have planned for increases in these areas in our fiscal year 2023 budget, but we will have to watch this cost area throughout the year.

## COMPARISON OF TOTAL MONTHLY CAPITAL OUTLAY



## COMPARISON OF TOTAL YEAR-TO-DATE CAPITAL OUTLAY



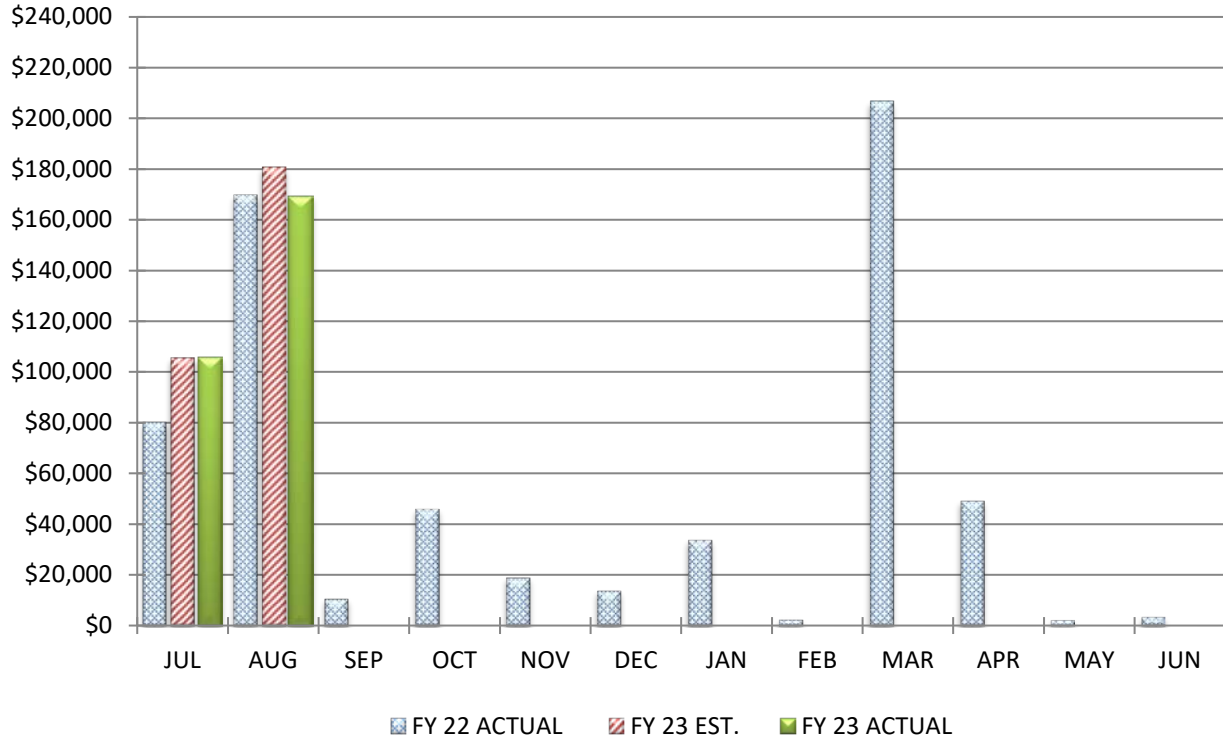
**COMPARISON OF CAPITAL OUTLAY**

**August 31, 2022**

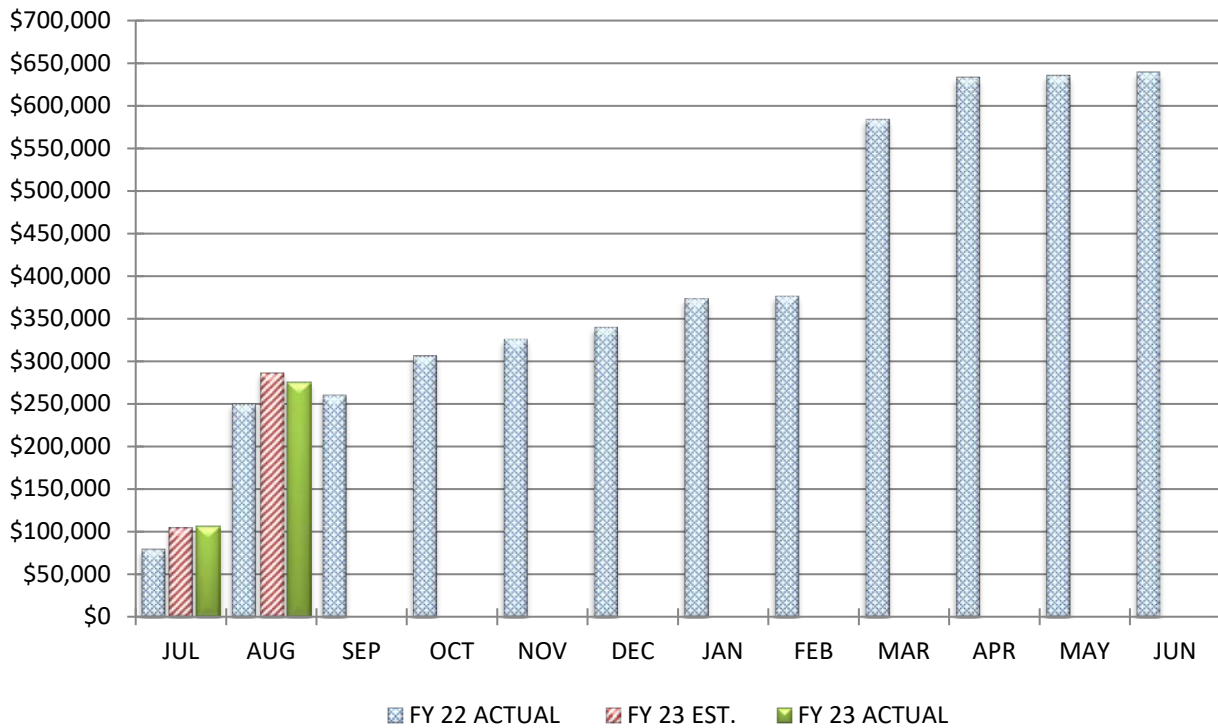
		<u>MONTH</u>		<u>YEAR-TO-DATE</u>
Actual Equipment Expenditures		\$20,585		\$20,585
Estimated Equipment Expenditures		\$20,000		\$20,000
Variance From Estimate	OVER	\$585	OVER	\$585
Variance From Estimate	OVER	2.92%	OVER	2.92%
Actual Prior Year		\$420		\$420
Total 2022-2023 Estimate				\$130,000
Percent Of Total Estimate Spent				15.83%
Percent Of Budget Year Completed		2 months		16.67%

**COMMENTS:** We are on target with our annual estimates.

### COMPARISON OF TOTAL MONTHLY OTHER EXPENDITURE OBJECTS & OTHER FINANCING USES



### COMPARISON OF TOTAL YEAR-TO-DATE OTHER EXPENDITURE OBJECTS & OTHER FINANCING USES



**COMPARISON OF OTHER EXPENDITURE OBJECTS & OTHER FINANCING USES**

**August 31, 2022**

		<u>MONTH</u>		<u>YEAR-TO-DATE</u>
Actual Other Expenditures		\$169,412		\$275,064
Estimated Other Expenditures		\$180,580		\$286,232
Variance From Estimate	UNDER	(\$11,168)	UNDER	(\$11,168)
Variance From Estimate	UNDER	-6.18%	UNDER	-3.90%
Actual Prior Year		\$169,764		\$250,175
Total 2022-2023 Estimate				\$667,061
Percent Of Total Estimate Spent				41.24%
Percent Of Budget Year Completed			2 months	16.67%

**COMMENTS:** We are on target with our annual estimates.



BIG WALNUT | INSPIRE  
LOCAL SCHOOLS & GUIDE

---

---

RECEIPTS, EXPENDITURES, AND FUND BALANCES REPORT

AND

MONTHLY SUMMARY CHECK REGISTER

---

---

## Big Walnut Local Schools Fund Report - August 31, 2022

Code	Fund Description	FY Beginning Balance	MID Actual Receipts	FYTD Actual Receipts	MTD Expended	FYTD Expended	Current Balance	FY Encumbrances	FYTD Unencumbered
001	GENERAL	\$ 18,858,472.45	\$ 6,285,299.02	\$ 20,087,180.06	\$ 3,954,886.66	\$ 8,142,952.55	\$ 30,802,699.96	\$ 4,275,176.46	\$ 26,527,523.50
002	BOND RETIREMENT	5,528,250.23	1,537,790.17	4,278,424.17	50,133.20	50,133.20	9,756,541.20	8,807,401.51	949,139.69
003	PERMANENT IMPROVEMENT	1,464,281.22	242,715.89	617,981.89	222,403.91	510,735.94	1,571,527.17	1,066,588.13	504,939.04
004	BUILDING	6,006,997.01	0.00	7,169.44	176,214.74	2,039,091.31	3,975,075.14	3,437,833.27	537,241.87
006	FOOD SERVICE	823,548.76	63,743.14	64,734.82	70,401.97	161,789.15	726,494.43	392,135.34	334,359.09
012	ADULT EDUCATION	4,019.80	0.00	0.00	0.00	0.00	4,019.80	0.00	4,019.80
014	ROTARY-INTERNAL SERVICES	10,960.92	57.60	57.60	721.99	721.99	10,296.53	20,606.41	(10,309.88)
018	PUBLIC SCHOOL SUPPORT	125,267.22	8,798.50	8,798.50	10,714.39	10,709.14	123,356.58	32,426.42	90,930.16
019	OTHER GRANT	6,921.44	0.00	0.00	0.00	0.00	6,921.44	2,227.09	4,694.35
022	DISTRICT CUSTODIAL	75,922.54	117,645.36	118,099.35	549.58	3,700.04	190,321.85	15,741.33	174,580.52
028	SPECIAL EDUCATION FUND	892.58	0.00	0.00	0.00	0.00	892.58	0.00	892.58
070	CAPITAL PROJECTS	103,922.70	0.00	0.00	3,640.00	3,640.00	100,282.70	47,966.36	52,316.34
200	STUDENT MANAGED ACTIVITY	161,859.57	1,405.39	1,403.86	4,302.75	15,092.84	148,170.59	108,879.67	39,290.92
300	DISTRICT MANAGED ACTIVITY	149,841.68	108,723.50	108,843.96	57,920.84	114,487.06	144,198.58	137,402.31	6,796.27
401	AUXILIARY SERVICES	138,656.54	98,153.46	98,305.53	67,606.71	98,756.26	138,205.81	54,013.72	84,192.09
467	Student Wellness and Success Fund	3,025.05	0.00	0.00	0.00	0.00	3,025.05	3,025.05	0.00
499	MISCELLANEOUS STATE GRANT FUND	39,285.16	0.00	0.00	0.00	876.11	38,409.05	23,796.19	14,612.86
507	ELEMENTARY AND SECONDARY SCHOOL EMERGENCY RELIEF FUND	(70,303.41)	39,196.05	130,146.21	153,204.16	262,665.05	(202,822.25)	167,511.66	(370,333.91)
516	IDEA PART B GRANTS	(28,625.76)	0.00	52,664.44	73,028.79	126,763.97	(102,725.29)	109,599.45	(212,324.74)
572	TITLE I DISADVANTAGED CHILDREN	(11,132.19)	16,081.95	27,214.14	16,081.95	32,163.90	(16,081.95)	5,982.90	(22,064.85)
584	DRUG FREE SCHOOL GRANT FUND	(1,548.54)	0.00	1,667.66	7,738.17	7,976.41	(7,857.29)	0.00	(7,857.29)
587	IDEA PRESCHOOL-HANDICAPPED	(14,387.31)	0.00	14,387.31	0.00	0.00	0.00	0.00	0.00
590	IMPROVING TEACHER QUALITY	(16,035.28)	0.00	16,035.28	3,302.95	4,087.95	(4,087.95)	17,086.57	(21,174.52)

<b>Grand Total</b>		<b>\$ 33,360,092.38</b>	<b>\$ 8,519,610.03</b>	<b>\$ 25,633,114.22</b>	<b>\$ 4,872,852.76</b>	<b>\$ 11,586,342.87</b>	<b>\$ 47,406,863.73</b>	<b>\$ 18,725,399.84</b>	<b>\$ 28,681,463.89</b>
--------------------	--	-------------------------	------------------------	-------------------------	------------------------	-------------------------	-------------------------	-------------------------	-------------------------

## Big Walnut Local Schools Disbursement Report-All (Prior to Reconcile)-20220831

Check #	Check Type	Vendor #	Primary Name	Date	Amount	Reconcile Date	Status	Void Date	Type
0 Electronic				8/15/2022	\$ 1,154,000.31		OUTSTANDING		PAYROLL
0 Electronic		910000	STATE TEACHERS	8/15/2022	119,944.42		OUTSTANDING		ACCOUNTS_PAYA BLE
0 Electronic		920000	SCHOOL EMPLOYEES	8/15/2022	38,149.36		OUTSTANDING		ACCOUNTS_PAYA BLE
0 Electronic		900500	Payroll Account	8/15/2022	38,769.00		OUTSTANDING		ACCOUNTS_PAYA BLE
0 Check		991725	Right Way Food Service	8/25/2022	4.85		VOID	8/26/2022	ACCOUNTS_PAYA BLE
0 Electronic				8/30/2022	1,200,822.54		OUTSTANDING		PAYROLL
0 Electronic		900500	Payroll Account	8/30/2022	32,849.63		OUTSTANDING		ACCOUNTS_PAYA BLE
0 Electronic		991739	Anthem Blue Cross Blue Shield	8/30/2022	556,070.24		OUTSTANDING		ACCOUNTS_PAYA BLE
0 Electronic		900800	Delta Dental Plan of Ohio, Inc	8/30/2022	14,137.23		OUTSTANDING		ACCOUNTS_PAYA BLE
0 Electronic		900025	Dearborn Life Insurance Co	8/30/2022	1,569.96		OUTSTANDING		ACCOUNTS_PAYA BLE
0 Electronic		910000	STATE TEACHERS	8/30/2022	134,117.58		OUTSTANDING		ACCOUNTS_PAYA BLE
0 Electronic		920000	SCHOOL EMPLOYEES	8/30/2022	55,942.64		OUTSTANDING		ACCOUNTS_PAYA BLE
0 Electronic		900001	PNC Bank - Visa	8/31/2022	24,677.57		OUTSTANDING		ACCOUNTS_PAYA BLE
127601	Check	7804	BIG WALNUT ATHLETIC BOOSTERS	8/12/2022	32.48		OUTSTANDING		REFUND
127602	Check	71863	Rammelsberg, Keri	8/12/2022	49.65		OUTSTANDING		REFUND
127603	Check	991858	West, Michelle	8/12/2022	46.75		OUTSTANDING		REFUND
127604	Check	773	Olentangy High School	8/18/2022	225.00		OUTSTANDING		ACCOUNTS_PAYA BLE
127605	Check	822	Watkins Memorial High School	8/18/2022	275.00		OUTSTANDING		ACCOUNTS_PAYA BLE
127606	Check	993	MARYSVILLE HIGH SCHOOL	8/18/2022	275.00		OUTSTANDING		ACCOUNTS_PAYA BLE
127607	Check	1115	Del-Co Water Co.	8/18/2022	2,840.56		OUTSTANDING		ACCOUNTS_PAYA BLE
127608	Check	2502	VILLAGE OF SUNBURY	8/18/2022	2,006.71		OUTSTANDING		ACCOUNTS_PAYA BLE
127609	Check	2503	Columbia Gas Of Ohio	8/18/2022	6,204.36		OUTSTANDING		ACCOUNTS_PAYA BLE
127610	Check	2504	American Electric	8/18/2022	29,842.27		OUTSTANDING		ACCOUNTS_PAYA BLE
127611	Check	6335	Verizon Wireless	8/18/2022	528.74		OUTSTANDING		ACCOUNTS_PAYA BLE
127612	Check	7390	Licking Valley Local School District	8/18/2022	250.00		OUTSTANDING		ACCOUNTS_PAYA BLE



## Big Walnut Local Schools Disbursement Report-All (Prior to Reconcile)-20220831

Check #	Check Type	Vendor #	Primary Name	Date	Amount	Reconcile Date	Status	Void Date	Type
127613	Check	7798	Ohio Capital Conference - HS	8/18/2022	\$ 2,400.00		OUTSTANDING		ACCOUNTS_PAYA BLE
127614	Check	7804	BIG WALNUT ATHLETIC BOOSTERS	8/18/2022	5,280.00		OUTSTANDING		ACCOUNTS_PAYA BLE
127615	Check	7834	MT. VERNON HIGH SCHOOL	8/18/2022	525.00		OUTSTANDING		ACCOUNTS_PAYA BLE
127616	Check	17609	Ohio Capital Conference - MS	8/18/2022	150.00		OUTSTANDING		ACCOUNTS_PAYA BLE
127617	Check	752419	PORTER, CRAIG	8/18/2022	2,008.50		VOID	8/19/2022	ACCOUNTS_PAYA BLE
127618	Check	790194	Hatfield, Jackie	8/18/2022	45.00		OUTSTANDING		ACCOUNTS_PAYA BLE
127619	Check	790247	PICKERINGTON CENTRAL H.S.	8/18/2022	275.00		OUTSTANDING		ACCOUNTS_PAYA BLE
127620	Check	790702	Kerns, Kelly	8/18/2022	25.98		OUTSTANDING		ACCOUNTS_PAYA BLE
127621	Check	790955	Jordan, Tammi	8/18/2022	21.99		OUTSTANDING		ACCOUNTS_PAYA BLE
127622	Check	792556	Consolidated Electric Coop Inc	8/18/2022	70,313.55		OUTSTANDING		ACCOUNTS_PAYA BLE
127623	Check	792738	Kurena, Ashley	8/18/2022	396.13		OUTSTANDING		ACCOUNTS_PAYA BLE
127624	Check	793842	McLane, Ryan	8/18/2022	21.60		OUTSTANDING		ACCOUNTS_PAYA BLE
127625	Check	794234	Kreager, Stephanie	8/18/2022	500.00		OUTSTANDING		ACCOUNTS_PAYA BLE
127626	Check	795120	Westerville Central HighSchool	8/18/2022	235.00		OUTSTANDING		ACCOUNTS_PAYA BLE
127627	Check	795283	PaySchools	8/18/2022	113.57		OUTSTANDING		ACCOUNTS_PAYA BLE
127628	Check	795332	Wimbish, Thomas	8/18/2022	15.94		OUTSTANDING		ACCOUNTS_PAYA BLE
127629	Check	795376	Delaware Hayes High School	8/18/2022	250.00		OUTSTANDING		ACCOUNTS_PAYA BLE
127630	Check	991727	Shuster, Tyler	8/18/2022	45.00		OUTSTANDING		ACCOUNTS_PAYA BLE
127631	Check	795490	Everitt, Megan	8/24/2022	17.50		OUTSTANDING		REFUND
127632	Check	991491	Zipfel, Ashley	8/24/2022	200.00		OUTSTANDING		REFUND
127633	Check	991864	Koumoutzis, Courtney	8/24/2022	200.00		OUTSTANDING		REFUND
127634	Check	991865	Brown, Michele	8/24/2022	179.20		OUTSTANDING		REFUND
127635	Check	300	Discount School Supply	8/25/2022	1,191.96		OUTSTANDING		ACCOUNTS_PAYA BLE
127636	Check	313	Loeb Electric - Columbus	8/25/2022	46.70		OUTSTANDING		ACCOUNTS_PAYA BLE
127637	Check	737	School Health Corporation	8/25/2022	400.97		OUTSTANDING		ACCOUNTS_PAYA BLE

## Big Walnut Local Schools Disbursement Report-All (Prior to Reconcile)-20220831

Check #	Check Type	Vendor #	Primary Name	Date	Amount	Reconcile Date	Status	Void Date	Type
127638	Check	753	Bent Tree Golf Club	8/25/2022	\$ 540.00		OUTSTANDING		ACCOUNTS_PAYA BLE
127639	Check	1046	KE-WA-PA SALES & SERVICE	8/25/2022	13,576.29		OUTSTANDING		ACCOUNTS_PAYA BLE
127640	Check	1064	Multi Ventures Limited	8/25/2022	55,819.00		OUTSTANDING		ACCOUNTS_PAYA BLE
127641	Check	1266	Thyssenkrupp Elevator Corp.	8/25/2022	8,735.40		OUTSTANDING		ACCOUNTS_PAYA BLE
127642	Check	1536	Transportation Accessories Co	8/25/2022	867.25		OUTSTANDING		ACCOUNTS_PAYA BLE
127643	Check	2503	Columbia Gas Of Ohio	8/25/2022	43.29		OUTSTANDING		ACCOUNTS_PAYA BLE
127644	Check	3036	NASCO	8/25/2022	205.04		OUTSTANDING		ACCOUNTS_PAYA BLE
127645	Check	3058	Stanton's Sheet Music, Inc.	8/25/2022	489.04		OUTSTANDING		ACCOUNTS_PAYA BLE
127646	Check	3064	Ward's Science	8/25/2022	3,643.63		OUTSTANDING		ACCOUNTS_PAYA BLE
127647	Check	3102	CAROLINA BIOLOGICAL SUPPLY	8/25/2022	629.51		OUTSTANDING		ACCOUNTS_PAYA BLE
127648	Check	3231	FLINN SCIENTIFIC, INC.	8/25/2022	600.67		OUTSTANDING		ACCOUNTS_PAYA BLE
127649	Check	3246	US-Games	8/25/2022	503.08		OUTSTANDING		ACCOUNTS_PAYA BLE
127650	Check	4154	GOPHER SPORT	8/25/2022	3,140.60		OUTSTANDING		ACCOUNTS_PAYA BLE
127651	Check	4290	School Specialty, Inc.	8/25/2022	3,610.08		OUTSTANDING		ACCOUNTS_PAYA BLE
127652	Check	4312	Kaplan Early Learning Co.	8/25/2022	841.74		OUTSTANDING		ACCOUNTS_PAYA BLE
127653	Check	5183	Apple Computer, Inc.	8/25/2022	649.00		OUTSTANDING		ACCOUNTS_PAYA BLE
127654	Check	5237	ESC of Central Ohio	8/25/2022	5,931.47		OUTSTANDING		ACCOUNTS_PAYA BLE
127655	Check	5522	OSBA	8/25/2022	5,000.00		OUTSTANDING		ACCOUNTS_PAYA BLE
127656	Check	5534	META - Marion Office	8/25/2022	15,951.54		OUTSTANDING		ACCOUNTS_PAYA BLE
127657	Check	5830	Lakeshore Learning Materials	8/25/2022	2,873.47		OUTSTANDING		ACCOUNTS_PAYA BLE
127658	Check	5831	STERLING PAPER COMPANY	8/25/2022	29,313.18		OUTSTANDING		ACCOUNTS_PAYA BLE
127659	Check	5879	Sunbury-Galena Rotary	8/25/2022	170.00		OUTSTANDING		ACCOUNTS_PAYA BLE
127660	Check	6466	Continental Press, Inc.	8/25/2022	358.68		OUTSTANDING		ACCOUNTS_PAYA BLE
127661	Check	6961	LightSPEED Technologies	8/25/2022	257.00		OUTSTANDING		ACCOUNTS_PAYA BLE

**Big Walnut Local Schools  
Disbursement Report-All (Prior to Reconcile)-20220831**

Check #	Check Type	Vendor #	Primary Name	Date	Amount	Reconcile Date	Status	Void Date	Type
127662	Check	7017	Pioneer Manufacturing Company	8/25/2022	\$ 695.00		OUTSTANDING		ACCOUNTS_PAYA BLE
127663	Check	7101	SURE SIGNS, INC	8/25/2022	2,300.00		OUTSTANDING		ACCOUNTS_PAYA BLE
127664	Check	7483	Croton Craft LLC	8/25/2022	118.00		OUTSTANDING		ACCOUNTS_PAYA BLE
127665	Check	7798	Ohio Capital Conference - HS	8/25/2022	1,000.00		OUTSTANDING		ACCOUNTS_PAYA BLE
127666	Check	7852	Really Good Stuff, LLC	8/25/2022	431.44		OUTSTANDING		ACCOUNTS_PAYA BLE
127667	Check	8001	Music In Motion	8/25/2022	50.95		OUTSTANDING		ACCOUNTS_PAYA BLE
127668	Check	8551	Professional Binding Products	8/25/2022	583.45		OUTSTANDING		ACCOUNTS_PAYA BLE
127669	Check	8566	Teacher's Discovery	8/25/2022	563.17		OUTSTANDING		ACCOUNTS_PAYA BLE
127670	Check	8898	Office Depot Dept #34063345	8/25/2022	1,304.96		OUTSTANDING		ACCOUNTS_PAYA BLE
127671	Check	9111	Pyrinex, Inc.	8/25/2022	49,400.00		OUTSTANDING		ACCOUNTS_PAYA BLE
127672	Check	70262	CDW LLC	8/25/2022	7,748.92		OUTSTANDING		ACCOUNTS_PAYA BLE
127673	Check	70413	West Music	8/25/2022	29.64		OUTSTANDING		ACCOUNTS_PAYA BLE
127674	Check	70722	Riddell All American	8/25/2022	7,862.45		OUTSTANDING		ACCOUNTS_PAYA BLE
127675	Check	711046	Rochester 100 Inc.	8/25/2022	1,703.30		OUTSTANDING		ACCOUNTS_PAYA BLE
127676	Check	711929	Treetop Publishing	8/25/2022	1,764.35		OUTSTANDING		ACCOUNTS_PAYA BLE
127677	Check	721012	Western Psychological Service	8/25/2022	378.40		OUTSTANDING		ACCOUNTS_PAYA BLE
127678	Check	723780	Direct Energy Business, LLC	8/25/2022	14,242.05		OUTSTANDING		ACCOUNTS_PAYA BLE
127679	Check	723802	E A I Education	8/25/2022	919.12		OUTSTANDING		ACCOUNTS_PAYA BLE
127680	Check	725009	EPS-School Speciality Literacy	8/25/2022	810.88		OUTSTANDING		ACCOUNTS_PAYA BLE
127681	Check	725155	School Pride Ltd.	8/25/2022	652.00		OUTSTANDING		ACCOUNTS_PAYA BLE
127682	Check	725642	HEINEMANN PUBLISHING	8/25/2022	82.00		OUTSTANDING		ACCOUNTS_PAYA BLE
127683	Check	789599	Arbor Scientific	8/25/2022	123.05		OUTSTANDING		ACCOUNTS_PAYA BLE
127684	Check	789991	J.C. Manny Logo Apparel Co. LLC	8/25/2022	4,262.06		OUTSTANDING		ACCOUNTS_PAYA BLE
127685	Check	790101	MEAD, MARK	8/25/2022	133.00		OUTSTANDING		ACCOUNTS_PAYA BLE

## Big Walnut Local Schools Disbursement Report-All (Prior to Reconcile)-20220831

Check #	Check Type	Vendor #	Primary Name	Date	Amount	Reconcile Date	Status	Void Date	Type
127686	Check	790326	Friends Office	8/25/2022	\$ 9,335.82		OUTSTANDING		ACCOUNTS_PAYA BLE
127687	Check	790326	Friends Office	8/26/2022	463.77		OUTSTANDING		ACCOUNTS_PAYA BLE
127688	Check	790561	NASSP	8/25/2022	385.00		OUTSTANDING		ACCOUNTS_PAYA BLE
127689	Check	790612	Innovations Associates LLC	8/25/2022	155.00		OUTSTANDING		ACCOUNTS_PAYA BLE
127690	Check	790786	Ohio School Counselor Assoc.	8/25/2022	180.00		OUTSTANDING		ACCOUNTS_PAYA BLE
127691	Check	791051	Auditor of State	8/25/2022	1,092.50		OUTSTANDING		ACCOUNTS_PAYA BLE
127692	Check	791262	Blick Art Materials	8/25/2022	9,894.43		OUTSTANDING		ACCOUNTS_PAYA BLE
127693	Check	791291	The Ohio Floor Company	8/25/2022	11,045.00		OUTSTANDING		ACCOUNTS_PAYA BLE
127694	Check	791677	Lasting Impressions Event & Party Rentals, Inc.	8/25/2022	1,301.00		OUTSTANDING		ACCOUNTS_PAYA BLE
127695	Check	792286	Britenstine Environmental	8/25/2022	3,596.87		OUTSTANDING		ACCOUNTS_PAYA BLE
127696	Check	792393	State Security, LLC	8/25/2022	1,600.00		OUTSTANDING		ACCOUNTS_PAYA BLE
127697	Check	792468	Healthcare Billing Services	8/25/2022	430.53		OUTSTANDING		ACCOUNTS_PAYA BLE
127698	Check	792556	Consolidated Electric Coop Inc	8/25/2022	3,180.25		OUTSTANDING		ACCOUNTS_PAYA BLE
127699	Check	792640	Beem's BP Distributing, Inc.	8/25/2022	1,636.97		OUTSTANDING		ACCOUNTS_PAYA BLE
127700	Check	792828	N2Y LLC	8/25/2022	3,127.65		OUTSTANDING		ACCOUNTS_PAYA BLE
127701	Check	793002	Ace Hardware	8/25/2022	550.68		OUTSTANDING		ACCOUNTS_PAYA BLE
127702	Check	793117	Meacham, Christopher Allen	8/25/2022	114.00		OUTSTANDING		ACCOUNTS_PAYA BLE
127703	Check	793376	Sherwin-Williams Store #1383	8/25/2022	1,274.89		OUTSTANDING		ACCOUNTS_PAYA BLE
127704	Check	793396	Crisis Prevention Institute,	8/25/2022	3,123.75		OUTSTANDING		ACCOUNTS_PAYA BLE
127705	Check	793448	Lexia Learning Systems, Inc.	8/25/2022	36,630.00		OUTSTANDING		ACCOUNTS_PAYA BLE
127706	Check	793649	Franklin Computer Srvs Group	8/25/2022	14,032.35		OUTSTANDING		ACCOUNTS_PAYA BLE
127707	Check	793730	Tierney Brothers, Inc.	8/25/2022	13,116.00		OUTSTANDING		ACCOUNTS_PAYA BLE
127708	Check	794060	Follett School Solutions, Inc.	8/25/2022	396.89		OUTSTANDING		ACCOUNTS_PAYA BLE
127709	Check	794132	K12 Book Services	8/25/2022	1,365.00		OUTSTANDING		ACCOUNTS_PAYA BLE

**Big Walnut Local Schools  
Disbursement Report-All (Prior to Reconcile)-20220831**

Check #	Check Type	Vendor #	Primary Name	Date	Amount	Reconcile Date	Status	Void Date	Type
127710	Check	794194	ACCO Brands Corporation	8/25/2022	\$ 177.12		OUTSTANDING		BLE ACCOUNTS_PAYA
127711	Check	794792	Game One	8/25/2022	6,740.00		OUTSTANDING		BLE ACCOUNTS_PAYA
127712	Check	795036	Newegg Business, Inc.	8/25/2022	1,921.14		OUTSTANDING		BLE ACCOUNTS_PAYA
127713	Check	795038	Columbus State Community	8/25/2022	1,535.00		OUTSTANDING		BLE ACCOUNTS_PAYA
127714	Check	795072	E. G. Systems, LLC	8/25/2022	14,321.08		OUTSTANDING		BLE ACCOUNTS_PAYA
127715	Check	795140	Division 7 Roofing	8/25/2022	3,418.00		OUTSTANDING		BLE ACCOUNTS_PAYA
127716	Check	795181	Time Warner/Spectrum Enterpris	8/25/2022	1,134.76		OUTSTANDING		BLE ACCOUNTS_PAYA
127717	Check	795185	Tennis Warehouse	8/25/2022	181.80		OUTSTANDING		BLE ACCOUNTS_PAYA
127718	Check	795298	Big Walnut Apparel	8/25/2022	1,015.80		OUTSTANDING		BLE ACCOUNTS_PAYA
127719	Check	795310	WeVideo, Inc.	8/25/2022	1,076.63		OUTSTANDING		BLE ACCOUNTS_PAYA
127720	Check	795316	Liminex, Inc.	8/25/2022	5,940.00		OUTSTANDING		BLE ACCOUNTS_PAYA
127721	Check	795326	Vasu Communications, Inc.	8/25/2022	408.70		OUTSTANDING		BLE ACCOUNTS_PAYA
127722	Check	795339	Whiteside, Justin	8/25/2022	285.00		OUTSTANDING		BLE ACCOUNTS_PAYA
127723	Check	795404	Northwest Evaluation Assoc	8/25/2022	5,246.55		OUTSTANDING		BLE ACCOUNTS_PAYA
127724	Check	795493	Snyder, David	8/25/2022	135.00		OUTSTANDING		BLE ACCOUNTS_PAYA
127725	Check	795502	VEX Robotics, Inc.	8/25/2022	1,331.87		OUTSTANDING		BLE ACCOUNTS_PAYA
127726	Check	795548	Reach Educational Services	8/25/2022	18,124.00		OUTSTANDING		BLE ACCOUNTS_PAYA
127727	Check	795553	Background InvestigationBureau	8/25/2022	413.65		OUTSTANDING		BLE ACCOUNTS_PAYA
127728	Check	795597	Clover Valley Golf Club	8/25/2022	540.00		OUTSTANDING		BLE ACCOUNTS_PAYA
127729	Check	795685	US Bank National Association	8/25/2022	5,609.39		OUTSTANDING		BLE ACCOUNTS_PAYA
127730	Check	795808	Southeast Lock Supply LLC	8/25/2022	469.35		OUTSTANDING		BLE ACCOUNTS_PAYA
127731	Check	795903	McVay Ventures Inc. dba: Wm Caxton Printing Co.	8/25/2022	2,000.00		VOID	8/31/2022	BLE ACCOUNTS_PAYA

## Big Walnut Local Schools Disbursement Report-All (Prior to Reconcile)-20220831

Check #	Check Type	Vendor #	Primary Name	Date	Amount	Reconcile Date	Status	Void Date	Type
127732	Check	795905	CRH OHIO LTD	8/26/2022	\$ 2.00		OUTSTANDING		ACCOUNTS_PAYA BLE
127733	Check	991318	Quadient Leasing USA, Inc.	8/25/2022	2,630.63		OUTSTANDING		ACCOUNTS_PAYA BLE
127734	Check	991327	Precision Fields, LLC	8/25/2022	835.00		OUTSTANDING		ACCOUNTS_PAYA BLE
127735	Check	991478	Holden II, George S.	8/25/2022	114.00		OUTSTANDING		ACCOUNTS_PAYA BLE
127736	Check	991599	WEX Health, Inc.	8/26/2022	966.60		OUTSTANDING		ACCOUNTS_PAYA BLE
127737	Check	991601	Huntington Public Capital Corp	8/25/2022	39,493.55		OUTSTANDING		ACCOUNTS_PAYA BLE
127738	Check	991658	Chardon Laboratories, Inc.	8/25/2022	665.01		OUTSTANDING		ACCOUNTS_PAYA BLE
127739	Check	991765	Green Velvet Sod Farms	8/25/2022	866.58		OUTSTANDING		ACCOUNTS_PAYA BLE
127740	Check	991769	National Automotive Parts Association	8/25/2022	331.20		OUTSTANDING		ACCOUNTS_PAYA BLE
127741	Check	991781	Guitar Center Stores, Inc.	8/25/2022	492.76		OUTSTANDING		ACCOUNTS_PAYA BLE
127742	Check	991786	U.S. Sportsmen's Alliance Foundation	8/25/2022	1,157.50		OUTSTANDING		ACCOUNTS_PAYA BLE
127743	Check	991812	McDonald, Judith A	8/25/2022	270.00		OUTSTANDING		ACCOUNTS_PAYA BLE
127744	Check	991830	The Painting Company	8/25/2022	68,370.00		OUTSTANDING		ACCOUNTS_PAYA BLE
127745	Check	991833	The Chillicothe Telephone Company, dba: Horizon Telcom	8/25/2022	1,477.50		OUTSTANDING		ACCOUNTS_PAYA BLE
127746	Check	991855	Planes Moving and Storage of Columbus	8/25/2022	49,030.00		OUTSTANDING		ACCOUNTS_PAYA BLE
127747	Check	991857	Gulf Coast State College	8/25/2022	700.00		OUTSTANDING		ACCOUNTS_PAYA BLE
127748	Check	991860	Enzo's Cleaning Solutions, LLC.	8/25/2022	13,385.00		OUTSTANDING		ACCOUNTS_PAYA BLE
127749	Check	795367	Columbus Council on World	8/29/2022	7,500.00		OUTSTANDING		ACCOUNTS_PAYA BLE
127750	Check	991866	Brosamer, Marc DBA: Marc's Fabrication	8/29/2022	2,700.00		OUTSTANDING		ACCOUNTS_PAYA BLE
127751	Check	991724	Irongate Events & Catering Inc.	8/30/2022	1,500.00		OUTSTANDING		ACCOUNTS_PAYA BLE
127752	Check	790995	Gudenkauf Corporation	8/31/2022	500.00		OUTSTANDING		ACCOUNTS_PAYA BLE
127753	Check	313	Loeb Electric - Columbus	8/31/2022	462.80		OUTSTANDING		ACCOUNTS_PAYA BLE

## Big Walnut Local Schools Disbursement Report-All (Prior to Reconcile)-20220831

Check #	Check Type	Vendor #	Primary Name	Date	Amount	Reconcile Date	Status	Void Date	Type
127754	Check	703	Pepsi Cola Bottling Co	8/31/2022	\$ 192.40		OUTSTANDING		ACCOUNTS_PAYA BLE
127755	Check	737	School Health Corporation	8/31/2022	31.65		OUTSTANDING		ACCOUNTS_PAYA BLE
127756	Check	822	Watkins Memorial High School	8/31/2022	75.00		OUTSTANDING		ACCOUNTS_PAYA BLE
127757	Check	1008	Rumpke of Ohio, Inc.	8/31/2022	6,501.08		OUTSTANDING		ACCOUNTS_PAYA BLE
127758	Check	1115	Del-Co Water Co.	8/31/2022	5,194.10		OUTSTANDING		ACCOUNTS_PAYA BLE
127759	Check	1122	MT Business Technologies Inc	8/31/2022	214.65		OUTSTANDING		ACCOUNTS_PAYA BLE
127760	Check	3075	Curriculum Associates LLC	8/31/2022	50.29		OUTSTANDING		ACCOUNTS_PAYA BLE
127761	Check	3231	FLINN SCIENTIFIC, INC.	8/31/2022	380.39		OUTSTANDING		ACCOUNTS_PAYA BLE
127762	Check	4154	GOPHER SPORT	8/31/2022	1,437.00		OUTSTANDING		ACCOUNTS_PAYA BLE
127763	Check	4290	School Specialty, Inc.	8/31/2022	449.85		OUTSTANDING		ACCOUNTS_PAYA BLE
127764	Check	4396	Shelburne Advertising, Inc.	8/31/2022	349.60		OUTSTANDING		ACCOUNTS_PAYA BLE
127765	Check	5522	OSBA	8/31/2022	2,523.75		OUTSTANDING		ACCOUNTS_PAYA BLE
127766	Check	5725	BRICKER & ECKLER LLP	8/31/2022	2,617.98		OUTSTANDING		ACCOUNTS_PAYA BLE
127767	Check	5830	Lakeshore Learning Materials	8/31/2022	451.98		OUTSTANDING		ACCOUNTS_PAYA BLE
127768	Check	6330	T-Mobile USA Inc	8/31/2022	19.96		OUTSTANDING		ACCOUNTS_PAYA BLE
127769	Check	6372	Cintas Corp. Location #003	8/31/2022	252.30		OUTSTANDING		ACCOUNTS_PAYA BLE
127770	Check	6615	J & J Carpets	8/31/2022	2,635.00		OUTSTANDING		ACCOUNTS_PAYA BLE
127771	Check	7629	Delaware Co Juvenile Court	8/31/2022	10,000.00		OUTSTANDING		ACCOUNTS_PAYA BLE
127772	Check	7834	MT. VERNON HIGH SCHOOL	8/31/2022	175.00		OUTSTANDING		ACCOUNTS_PAYA BLE
127773	Check	8756	Columbus Clay Company	8/31/2022	360.00		OUTSTANDING		ACCOUNTS_PAYA BLE
127774	Check	8898	Office Depot Dept #34063345	8/31/2022	156.69		OUTSTANDING		ACCOUNTS_PAYA BLE
127775	Check	9111	Pyrinex, Inc.	8/31/2022	3,300.00		OUTSTANDING		ACCOUNTS_PAYA BLE
127776	Check	70262	CDW LLC	8/31/2022	10,476.94		OUTSTANDING		ACCOUNTS_PAYA BLE
127777	Check	709826	POWER SYSTEMS INC.	8/31/2022	944.71		OUTSTANDING		ACCOUNTS_PAYA BLE
127778	Check	711070	Barnes & Noble	8/31/2022	2,917.02		OUTSTANDING		ACCOUNTS_PAYA BLE

## Big Walnut Local Schools Disbursement Report-All (Prior to Reconcile)-20220831

Check #	Check Type	Vendor #	Primary Name	Date	Amount	Reconcile Date	Status	Void Date	Type
127779	Check	723802	E A I Education	8/31/2022	\$ 140.17		OUTSTANDING		BLE ACCOUNTS_PAYA
127780	Check	789683	Hay, Melissa	8/31/2022	95.00		OUTSTANDING		BLE ACCOUNTS_PAYA
127781	Check	789991	J.C. Manny Logo Apparel Co. LLC	8/31/2022	149.80		OUTSTANDING		BLE ACCOUNTS_PAYA
127782	Check	790326	Friends Office	8/31/2022	8,799.37		OUTSTANDING		BLE ACCOUNTS_PAYA
127783	Check	790333	Newark City Schools	8/31/2022	150.00		OUTSTANDING		BLE ACCOUNTS_PAYA
127784	Check	790734	Easton Telecom Services, LLC	8/31/2022	2,990.32		OUTSTANDING		BLE ACCOUNTS_PAYA
127785	Check	790784	CURTIN, CATHY	8/31/2022	52.65		OUTSTANDING		BLE ACCOUNTS_PAYA
127786	Check	790837	Forman, Laura	8/31/2022	88.92		OUTSTANDING		BLE ACCOUNTS_PAYA
127787	Check	791262	Blick Art Materials	8/31/2022	62.87		OUTSTANDING		BLE ACCOUNTS_PAYA
127788	Check	791495	Professional Speech Services	8/31/2022	6,530.00		OUTSTANDING		BLE ACCOUNTS_PAYA
127789	Check	791510	Wood Floors Unlimited, Inc.	8/31/2022	163.02		OUTSTANDING		BLE ACCOUNTS_PAYA
127790	Check	792107	Great America Leasing Corp	8/31/2022	1,217.34		OUTSTANDING		BLE ACCOUNTS_PAYA
127791	Check	792286	Britenstine Environmental	8/31/2022	1,772.80		OUTSTANDING		BLE ACCOUNTS_PAYA
127792	Check	792393	State Security, LLC	8/31/2022	3,640.00		OUTSTANDING		BLE ACCOUNTS_PAYA
127793	Check	792468	Healthcare Billing Services	8/31/2022	168.37		OUTSTANDING		BLE ACCOUNTS_PAYA
127794	Check	792640	Beem's BP Distributing, Inc.	8/31/2022	1,279.04		OUTSTANDING		BLE ACCOUNTS_PAYA
127795	Check	792660	CCB Technology, Inc.	8/31/2022	4,920.00		OUTSTANDING		BLE ACCOUNTS_PAYA
127796	Check	793003	Dayton Precision Testing LLC	8/31/2022	710.20		OUTSTANDING		BLE ACCOUNTS_PAYA
127797	Check	793435	Houghton Mifflin Harcourt	8/31/2022	1,751.02		OUTSTANDING		BLE ACCOUNTS_PAYA
127798	Check	793955	Franklin Art Glass Studios Inc	8/31/2022	1,604.93		OUTSTANDING		BLE ACCOUNTS_PAYA
127799	Check	794209	Highland Local School District	8/31/2022	100.00		OUTSTANDING		BLE ACCOUNTS_PAYA
127800	Check	794438	Moritz, Kaitlyn N.	8/31/2022	95.00		OUTSTANDING		BLE ACCOUNTS_PAYA
127801	Check	794554	Teachers Pay Teachers	8/31/2022	302.99		OUTSTANDING		BLE ACCOUNTS_PAYA
127802	Check	795116	R & R Services Plus LLC	8/31/2022	760.00		OUTSTANDING		BLE ACCOUNTS_PAYA



## Big Walnut Local Schools Disbursement Report-All (Prior to Reconcile)-20220831

Check #	Check Type	Vendor #	Primary Name	Date	Amount	Reconcile Date	Status	Void Date	Type
127803	Check	795298	Big Walnut Apparel	8/31/2022	\$ 408.00		OUTSTANDING		ACCOUNTS_PAYA BLE
127804	Check	795316	Liminex, Inc.	8/31/2022	18,017.00		OUTSTANDING		ACCOUNTS_PAYA BLE
127805	Check	795339	Whiteside, Justin	8/31/2022	247.00		OUTSTANDING		ACCOUNTS_PAYA BLE
127806	Check	795350	Coulter Ventures, LLC DBA: Rogue Fitness	8/31/2022	662.96		OUTSTANDING		ACCOUNTS_PAYA BLE
127807	Check	795494	Voorhis Slone Welsh Crossland	8/31/2022	21,680.00		OUTSTANDING		ACCOUNTS_PAYA BLE
127808	Check	795545	Buckeye Paving Company	8/31/2022	49,026.00		OUTSTANDING		ACCOUNTS_PAYA BLE
127809	Check	795548	Reach Educational Services	8/31/2022	10,863.70		VOID	8/31/2022	ACCOUNTS_PAYA BLE
127810	Check	795555	Gilbane Building Company	8/31/2022	97,281.74		OUTSTANDING		ACCOUNTS_PAYA BLE
127811	Check	795661	Learn21:A Flexible Learning	8/31/2022	5,250.00		OUTSTANDING		ACCOUNTS_PAYA BLE
127812	Check	795799	Riverside Assessments, LLC DBA: Riverside Insights	8/31/2022	191.00		OUTSTANDING		ACCOUNTS_PAYA BLE
127813	Check	795903	McVay Ventures Inc. dba: Wm Caxton Printing Co.	8/31/2022	467.75		OUTSTANDING		ACCOUNTS_PAYA BLE
127814	Check	795905	CRH OHIO LTD	8/31/2022	39.95		OUTSTANDING		ACCOUNTS_PAYA BLE
127815	Check	991501	Table Rock Golf Club, LLC	8/31/2022	4,085.00		OUTSTANDING		ACCOUNTS_PAYA BLE
127816	Check	991754	I Am Boundless, Inc.	8/31/2022	2,698.50		OUTSTANDING		ACCOUNTS_PAYA BLE
127817	Check	991784	Morris, Douglas James	8/31/2022	985.33		OUTSTANDING		ACCOUNTS_PAYA BLE
127818	Check	991835	Grammar Flip, LLC	8/31/2022	424.96		OUTSTANDING		ACCOUNTS_PAYA BLE
127819	Check	991837	Demmer Audio Video Solutions	8/31/2022	2,425.00		OUTSTANDING		ACCOUNTS_PAYA BLE
127820	Check	991838	Hilliard Lawn & Garden LLC	8/31/2022	11,028.50		OUTSTANDING		ACCOUNTS_PAYA BLE
127821	Check	991849	United States Awards, Inc.	8/31/2022	1,503.14		OUTSTANDING		ACCOUNTS_PAYA BLE
127822	Check	991850	D.C. Humphrys Co Inc., DBA: Humphrys Coversports Globe Canvas	8/31/2022	3,970.00		OUTSTANDING		ACCOUNTS_PAYA BLE
127823	Check	991870	Westerville Cleaners, Inc.	8/31/2022	2,008.50		OUTSTANDING		ACCOUNTS_PAYA BLE

**Big Walnut Local Schools  
Disbursement Report-All (Prior to Reconcile)-20220831**

Check #	Check Type	Vendor #	Primary Name	Date	Amount	Reconcile Date	Status	Void Date	Type
127824	Check	991876	Diem, Lori	8/31/2022	\$ 107.64		OUTSTANDING		ACCOUNTS_PAYA BLE
127825	Check	991877	Lemaster, Tia	8/31/2022	72.54		OUTSTANDING		ACCOUNTS_PAYA BLE
127826	Check	795548	Reach Educational Services	8/31/2022	10,863.70		OUTSTANDING		ACCOUNTS_PAYA BLE
<b>Grand Total</b>									<b>\$ 4,466,459.97</b>



**BIG WALNUT** | **INSPIRE**  
**LOCAL SCHOOLS** | **& GUIDE**

---

COMPARISON OF FISCAL YEAR 2022 YTD  
APPROPRIATIONS WITH FISCAL YTD ACTUAL -  
ALL FUNDS (EXCLUDING GENERAL FUND)

AND

INVESTMENT REPORT FOR ALL FUNDS

---

Comparison of Fiscal Year 2023 YTD Appropriations with Fiscal Year YTD Actual Expenditures - All Funds

	BOE Approved Appropriation	Prior FY Encumbrance	FYTD Expendable	FYTD Expenditures	Current Encumbrances	Unencumbered Balance	Unencumbered Percent
002 - BOND RETIREMENT	8,935,502	-	8,935,502	50,133	8,807,402	77,967	1%
003 - PERMANENT IMPROVEMENT	2,249,935	824,611	3,074,546	510,736	1,066,588	1,497,222	49%
004 - BUILDING IMPROVEMENT	727,000	5,293,810	6,020,810	2,039,091	3,437,833	543,886	9%
006 - FOOD SERVICE	1,973,595	18,101	1,991,696	161,789	392,135	1,437,771	72%
014 - ROTARY-INTERNAL SERVICES	21,936	-	21,936	722	20,606	607	3%
018 - PUBLIC SCHOOL SUPPORT	98,050	5,043	103,093	10,709	34,260	58,123	56%
019 - OTHER GRANT	6,921	-	6,921	-	2,227	4,694	68%
022 - DISTRICT AGENCY	227,473	2,149	229,622	3,700	15,741	210,181	92%
070 - CAPITAL PROJECTS	74,000	30,984	104,984	3,640	47,966	53,378	51%
200 - STUDENT MANAGED ACTIVITY	102,269	26,166	128,435	15,093	108,880	4,462	3%
300 - DISTRICT MANAGED STUDENT ACTIVITY	298,497	6,036	304,533	114,487	144,199	45,847	15%
401 - AUXILIARY SERVICES	417,807	20,972	438,779	98,756	54,014	286,009	65%
451 - DATA COMMUNICATION FUND	12,600	-	12,600	-	-	12,600	100%
467 - STUDENT WELLNESS AND SUCCESS	3,025	-	3,025	-	3,025	-	0%
499 - MISCELLANEOUS STATE GRANT FUND	21,002	21,335	42,337	876	23,796	17,665	42%
507 - ESSER FUND	2,627,545	-	2,627,545	262,665	167,512	2,197,369	0%
516 - IDEA PART-B GRANT	1,283,202	36,770	1,319,972	126,725	109,599	1,083,648	82%
551 LIMITED ENGLISH PROFICIENCY	7,662	-	7,662	-	-	7,662	100%
572 - TITLE I	211,539	5,983	217,522	32,164	5,983	179,375	82%
584 - TITLE IV ACADEMIC ENRICHMENT	31,906	-	31,906	7,976	-	23,930	75%
587 - EARLY CHILDHOOD SPECIAL EDUCATION GRANT	25,548	-	25,548	-	-	25,548	100%
590 - TITLE II-A IMPROVING TEACHER QUALITY	150,256	13,782	164,038	4,088	17,087	142,863	87%
599 - MISCELLANEOUS FEDERAL GRANTS	-	-	-	-	-	-	100%
<b>TOTAL ALL FUNDS</b>	<b>19,507,271</b>	<b>6,305,742</b>	<b>25,813,013</b>	<b>3,443,352</b>	<b>14,458,854</b>	<b>7,910,808</b>	<b>31%</b>

**BIG WALNUT LOCAL SCHOOL DISTRICT  
INVESTMENT PORTFOLIO**

**August 31, 2022**

<u>Institution</u>	<u>Instrument Type</u>	<u>Cost Basis</u>	<u>Purchase Date</u>	<u>Yield Rate</u>	<u>Maturity Date</u>	<u>Days to Maturity</u>	<u>Est. Interest Remaining</u>
<b>INTERIM FUNDS - General Operating Funds</b>							
<i>Fifth Third Securities, Inc. - Investments</i>							
1) U.S. Treasury Note	U.S. Treasurer	\$809,937.50	12/15/2021	0.18%	9/30/2022	30	\$2,031.25
2) Goldman Sachs Bk USA	Certificate of Deposit	\$245,000.00	11/27/2019	1.80%	11/28/2022	89	\$2,223.12
3) U.S. Treasury Note	U.S. Treasurer	\$506,484.38	12/15/2021	0.31%	1/15/2023	137	\$3,177.08
4) U.S. Treasury Note	U.S. Treasurer	\$516,621.09	12/15/2021	0.46%	6/30/2023	303	\$659.18
5) U.S. Treasury Note	U.S. Treasurer	\$520,019.53	12/15/2021	0.65%	12/31/2023	487	\$3,671.88
6) U.S. Treasury Note	U.S. Treasurer	\$511,816.41	12/15/2021	0.81%	6/30/2024	669	\$7,652.99
7) U.S. Treasury Note	U.S. Treasurer	\$394,556.25	12/15/2021	0.88%	9/15/2024	746	\$9,193.75
<b>Fifth Third Investment Total Subtotal</b>		<b>\$3,504,435.16</b>					
<i>RedTree Investment Group - Investments</i>							
8) Toyota Motor Credit	Commercial Paper	\$1,196,220.00	12/16/2021	0.42%	9/12/2022	12	\$3,780.00
9) Toyota Motor Credit	Commercial Paper	\$199,325.00	12/20/2021	0.45%	9/16/2022	16	\$675.00
10) Bank of Montreal	Commercial Paper	\$246,970.56	6/23/2022	2.91%	11/22/2022	83	\$3,029.44
11) U.S. Treasury Bill	U.S. Treasury Bill	\$498,732.02	12/20/2021	0.25%	12/1/2022	92	\$1,267.98
12) Lorain County	Municipal Bond	\$175,000.00	12/30/2020	0.40%	12/1/2022	92	\$350.00
13) Canadian Imp Holding	Commercial Paper	\$246,501.81	6/21/2022	2.87%	12/16/2022	107	\$3,498.19
14) U.S. Treasury Note	U.S. Treasurer	\$598,359.38	12/15/2021	0.37%	1/31/2023	153	\$750.00
15) JP Morgan	Commercial Paper	\$244,019.10	6/21/2022	3.33%	3/13/2023	194	\$5,980.90
16) TD USA	Commercial Paper	\$243,970.00	6/27/2022	3.32%	3/22/2023	203	\$6,030.00
17) Royal Bank of Canada (RBC)	Commercial Paper	\$326,633.38	6/30/2022	3.42%	3/27/2023	208	\$8,366.62
18) U.S. Treasury Note	U.S. Treasurer	\$497,949.22	12/15/2021	0.44%	3/31/2023	212	\$625.00
19) U.S. Treasury Note	U.S. Treasurer	\$496,757.81	12/15/2021	0.61%	9/30/2023	395	\$1,875.00
20) U.S. Treasury Note	U.S. Treasurer	\$497,792.97	12/6/2021	0.61%	10/31/2023	426	\$2,812.50
21) Bethel Local School District	Municipal Bond	\$217,154.25	7/28/2020	1.11%	11/1/2023	427	\$7,845.75
22) U.S. Treasury Note	U.S. Treasurer	\$498,750.00	12/3/2021	0.63%	11/30/2023	456	\$3,750.00
23) City of Farview Park	Municipal Bond	\$165,000.00	7/1/2021	0.35%	12/1/2023	457	\$858.84
24) U.S. Treasury Note	U.S. Treasurer	\$249,658.20	6/30/2021	0.42%	4/15/2024	593	\$1,875.00
25) Federal Home Loan Bank	U.S. Gov't Agency Note	\$150,000.00	6/28/2021	0.40%	6/28/2024	667	\$780.00
26) Federal Home Loan Bank	U.S. Gov't Agency Note	\$260,000.00	8/26/2021	0.54%	8/26/2024	726	\$1,690.00
<b>Government Debt - Federal Agency Subtotal</b>		<b>\$7,008,793.70</b>					
<i>Cash Accounts</i>							
1) First Commonwealth Bank	Checking - SM	\$129,114.76	8/31/2022	0.06%	9/1/2022	1	\$0.21
2) Federated Govt Obligations Is	Money Market	\$28,378.45	8/31/2022	2.10%	9/1/2022	1	\$1.63
3) First American Obligations Fund	Money Market	\$13,062.15	8/31/2022	2.10%	9/1/2022	1	\$0.75
4) Star Ohio - General	Money Market	\$22,724,066.99	8/31/2022	2.28%	9/1/2022	1	\$1,419.48
<b>Cash Account Subtotal</b>		<b>\$22,894,622.35</b>					
<b>Total Interim Funds</b>		<b>\$33,407,851.21</b>					
<b>ACTIVE FUNDS - General Operating Funds</b>							
1) First Commonwealth Bank	Checking - General	\$8,546,031.00	8/31/2022	0.02%	9/1/2022	1	\$4.68
2) First Commonwealth Bank	Checking - Payroll	\$417,247.16	8/31/2022	0.00%	9/1/2022	1	\$0.00
<b>Total Active Funds</b>		<b>\$8,963,278.16</b>					
<b>Total Active and Interim Funds - General Operating</b>		<b>\$42,371,129.37</b>		<b>1.44%</b>		<b>69</b>	<b>\$85,876.22</b>

**BIG WALNUT LOCAL SCHOOL DISTRICT  
CONSTRUCTION - INVESTMENT PORTFOLIO  
August 31, 2022**

<u>Institution</u>	<u>Instrument Type</u>	<u>Cost Basis</u>	<u>Purchase Date</u>	<u>Yield Rate</u>	<u>Maturity Date</u>	<u>Days to Maturity</u>	<u>Est. Earnings Remaining</u>
<b>May 2019 - Bond Proceeds</b>							
<i>Commercial Paper</i>							
1) TD USA	Commercial Paper	\$497,738.75	6/27/2022	2.02%	9/16/2022	16	\$2,261.25
2) ING US CP	Commercial Paper	\$825,363.30	6/29/2022	2.22%	9/28/2022	28	\$4,636.70
3) MUFG Bank	Commercial Paper	\$864,840.42	5/31/2022	1.76%	9/30/2022	30	\$5,159.58
4) Mizuho Securities	Commercial Paper	\$823,014.16	6/29/2022	2.55%	10/27/2022	57	\$6,985.84
5) JP Morgan	Commercial Paper	\$494,779.17	5/23/2022	2.12%	11/18/2022	79	\$5,220.83
6) MUFG Bank	Commercial Paper	\$455,016.67	8/29/2022	3.29%	12/27/2022	118	\$4,983.33
7) Societe Generale	Commercial Paper	\$1,006,649.33	7/28/2022	3.14%	12/27/2022	118	\$13,350.67
<b>Commercial Paper Subtotal</b>		<u>\$4,967,401.80</u>					
8) First American Treasury Obligations Fund	Money Market	\$8,844.78	8/31/2022	2.10%	9/1/2022	1	\$0.51
9) Star Ohio - Construction Fund	Money Market	\$720,682.45	8/31/2022	2.28%	9/1/2022	1	\$45.02
<b>Subtotal</b>		<u>\$729,527.23</u>					
<b>Total May 2019 - Bond Proceeds</b>		<u>\$5,696,929.03</u>					
<b>Grand Total Construction Proceeds</b>		<u>\$5,696,929.03</u>		<u>2.43%</u>		<u>56</u>	<u>\$42,643.73</u>

**BIG WALNUT LOCAL SCHOOL DISTRICT  
INVESTMENT EARNINGS REVENUE  
August 31, 2022**

<b>Fund</b>	<b>Month to Date</b>	<b>Year to Date</b>
General Fund (001)	\$21,796.57	\$59,562.27
Building Project Fund (004-9017)	\$3,730.70	\$10,900.14
Food Service Fund (006)	\$412.33	\$1,315.54
Sunbury Meadows CDA (022-9200)	\$0.27	\$0.73
Auxillary Services Fund (401)	\$60.55	\$212.62
<b>Total All Funds</b>	<b>\$26,000.42</b>	<b>\$71,991.30</b>

**Page Intentionally Left Blank**



**Thank you for your review of the August 2021 Big Walnut Local  
School District Financial Report.**



Big Walnut Local School District  
110 Tippett Court  
Sunbury, OH 43074