

# Big Walnut Local School District

---

## Monthly Financial Report

*for the month ended*  
**October 31, 2022**

---



Prepared By:  
Darren Jenkins  
Treasurer



## **Table of Contents**

<b><u>Description</u></b>	<b><u>Page</u></b>
Pie Chart of Estimated Revenue and Expenditures for fiscal years 2022-23 and 2012-13	1
Comparison of Fiscal Year 2023 YTD Estimated Revenue and Expenditures with Fiscal Year 2023 YTD Actuals	2

## **Variance Analysis**

Comparison of Monthly Ending Cash Balances	4 & 5
Comparison of Monthly and Total Revenues & Other Financing Sources	6 & 7
Comparison of Monthly and Total General Property Tax (Real Estate)	8 & 9
Comparison of Monthly and Total Tangible Personal Property Tax (PUPP)	10 & 11
Comparison of Monthly and Total Income Tax	12 & 13
Comparison of Monthly and Total State Grants-in-Aid (Unrestricted & Restricted)	14 & 15
Comparison of Monthly and Total State Property Tax Allocations	16 & 17
Comparison of Monthly and Total Other Revenues & Other Financing Sources	18 & 19
Comparison of Monthly and Total Expenditures & Other Financing Uses	20 & 21
Comparison of Monthly and Total Personal Services (Salaries & Wages)	22 & 23
Comparison of Monthly and Total Employees' Retirement/Insurance Benefits	24 & 25
Comparison of Monthly and Total Purchased Services	26 & 27
Comparison of Monthly and Total Supplies and Materials	28 & 29
Comparison of Monthly and Total Capital Outlay	30 & 31
Comparison of Monthly and Total Other Expenditure Objects & Other Financing Uses	32 & 33

## **All Funds Reports**

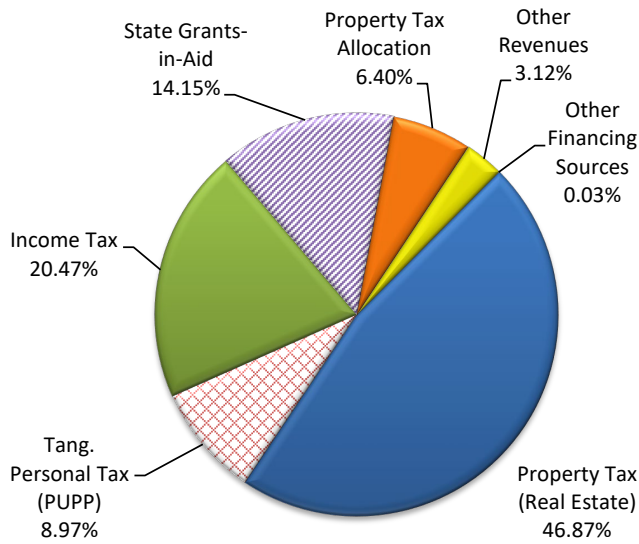
Receipts, Expenditures and Fund Balances All Funds (Fund Report)	35
Summary Check Register (Disbursement Report)	36 - 42
Comparison of Fiscal Year 2023 YTD Appropriations with Fiscal YTD Actual Expenditures – All Funds (excluding General Fund)	44
Investments - All Funds	45 - 47

**Page Intentionally Left Blank**



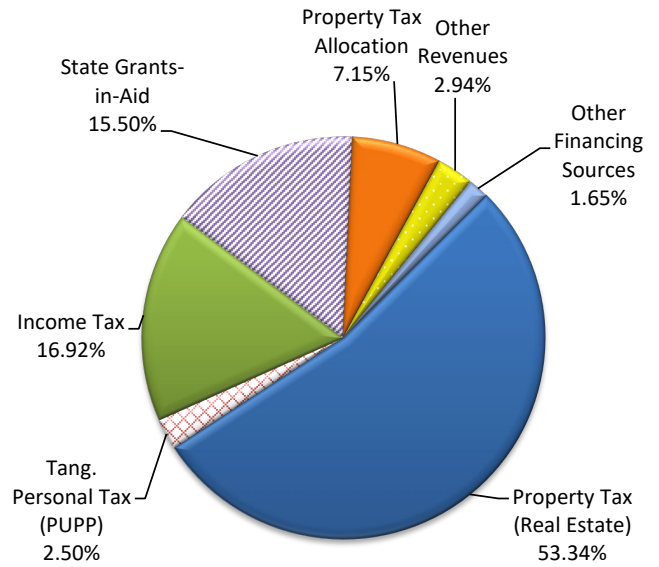
**EST. GENERAL FUND REVENUE FY23**

**\$50,140,878**



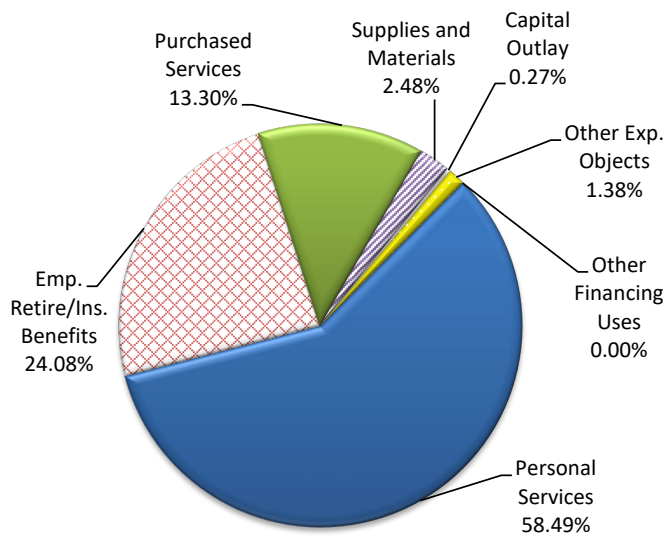
**EST. GENERAL FUND REVENUE FY13**

**\$29,096,581**



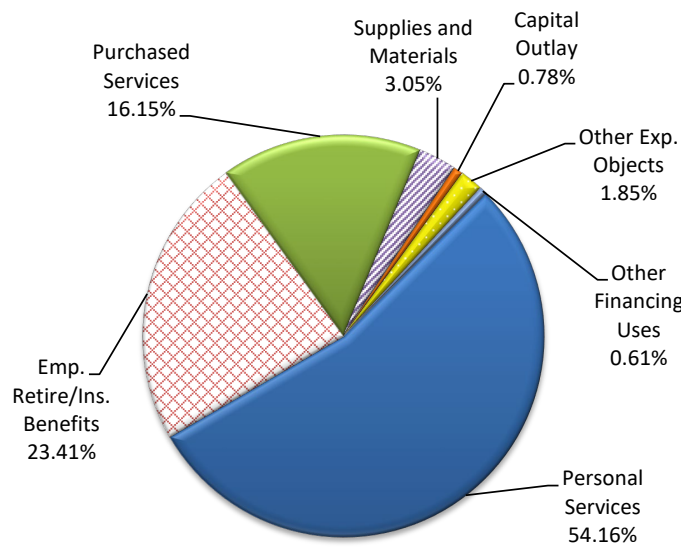
**EST. GENERAL FUND EXPENDITURES FY23**

**\$48,310,050**



**EST. GENERAL FUND EXPENDITURES FY13**

**\$28,179,296**



**Enrollment**

**FY 2022**

**4,281**

as of 8/17/2022

**FY 2013**

**3,138**

**% Change**

**36.42%**

**COMPARISON OF FISCAL YEAR 2023 YEAR-TO-DATE ESTIMATED REVENUES AND  
EXPENDITURES WITH FISCAL YEAR 2023 YEAR-TO-DATE ACTUALS  
GENERAL & REQUIRED DEBT SERVICE FUNDS ONLY**

<b>CATEGORY</b>	<b>FY 23 EST.</b>	<b>FY 23 ACTUAL</b>	<b>VARIANCE</b>	<b>PERCENTAGE</b>
<b>Revenues</b>				
General Property Tax (Real Estate)	\$11,031,077	\$11,028,971	(\$2,106)	0.0%
Tangible Personal Property (PUPP)	2,241,402	2,241,402	0	0.0%
Income Tax	7,235,870	7,539,703	303,833	4.2%
Unrestricted State Grants-in-Aid	2,183,072	2,254,132	71,060	3.3%
Restricted State Grants-in-Aid	105,223	52,625	(52,598)	-50.0%
Property Tax Allocation (Reimb.)	1,576,827	1,579,961	3,135	0.2%
All Other Revenues	822,221	803,863	(18,358)	-2.2%
<b>Total Revenues</b>	<b>25,195,691</b>	<b>25,500,657</b>	<b>304,966</b>	<b>1.2%</b>
<b>Other Financing Sources</b>				
Advances-In	\$0	\$0	\$0	0.0%
All Other Financing Sources	6,550	4,874	(1,676)	-25.6%
<b>Total Other Financing Sources</b>	<b>6,550</b>	<b>4,874</b>	<b>(1,676)</b>	<b>-25.6%</b>
<b>Total Revenues &amp; Other Fin. Sources</b>	<b>\$25,202,242</b>	<b>\$25,505,531</b>	<b>\$303,289</b>	<b>1.2%</b>
<b>Expenditures</b>				
Personal Services (Salaries & Wages)	\$8,954,040	\$8,753,126	(\$200,914)	-2.2%
Retirement/Insurance Benefits	3,804,757	3,624,411	(180,346)	-4.7%
Purchased Services	2,244,675	2,307,960	63,285	2.8%
Supplies and Materials	686,658	823,975	137,317	20.0%
Capital Outlay	107,500	125,584	18,084	16.8%
Other Expenditure Objects	345,897	332,917	(12,979)	-3.8%
<b>Total Expenditures</b>	<b>16,143,526</b>	<b>15,967,973</b>	<b>(175,553)</b>	<b>-1.1%</b>
<b>Other Financing Uses</b>				
Operating Transfers-Out	\$0	\$0	\$0	0.0%
Advances-Out	0	0	0	0.0%
All Other Financing Uses	0	0	0	0.0%
<b>Total Other Financing Uses</b>	<b>\$0</b>	<b>\$0</b>	<b>\$0</b>	<b>0.0%</b>
<b>Total Expenditures &amp; Other Fin. Uses</b>	<b>\$16,143,526</b>	<b>\$15,967,973</b>	<b>(\$175,553)</b>	<b>-1.1%</b>
Excess of Revenues & Other Fin. Sources over (under) Expenditures & Other Fin. Uses	\$9,058,716	\$9,537,558	\$478,842	5.3%
<b>Beginning Cash Balance July 1</b>	<b>\$18,858,472</b>	<b>\$18,858,472</b>	<b>\$0</b>	<b>0.0%</b>
<b>Ending Cash Balance</b>	<b>\$27,917,189</b>	<b>\$28,396,031</b>	<b>\$478,842</b>	<b>1.7%</b>
Estimated Encumbrances	\$0	\$3,161,707	(\$3,161,707)	
<b>Unreserved Fund Balance</b>	<b>\$27,917,189</b>	<b>\$25,234,323</b>	<b>(\$2,682,865)</b>	



BIG WALNUT | INSPIRE  
LOCAL SCHOOLS & GUIDE

---

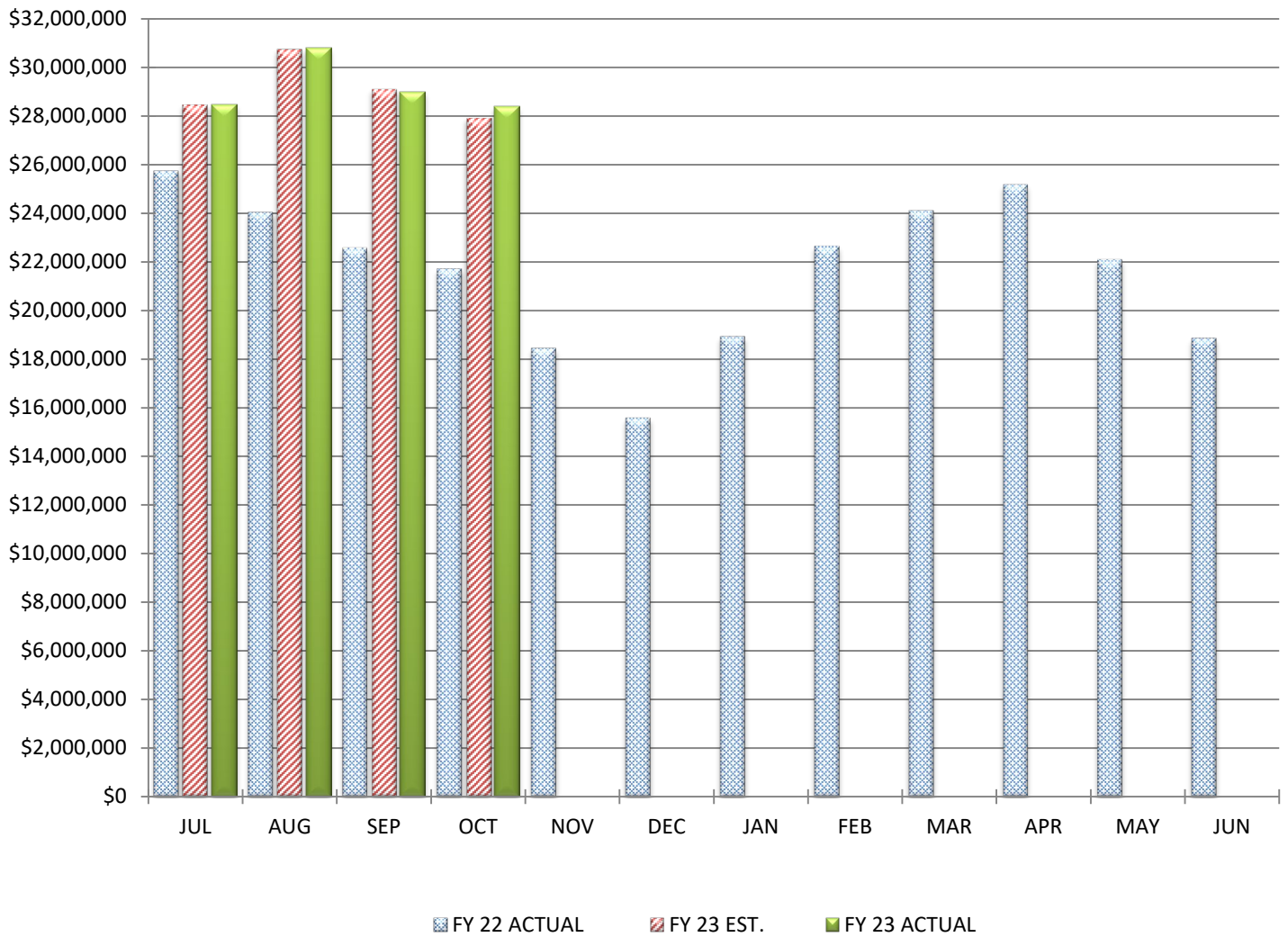
---

VARIANCE ANALYSIS - GENERAL FUND

---

---

## COMPARISON OF MONTHLY ENDING CASH BALANCES



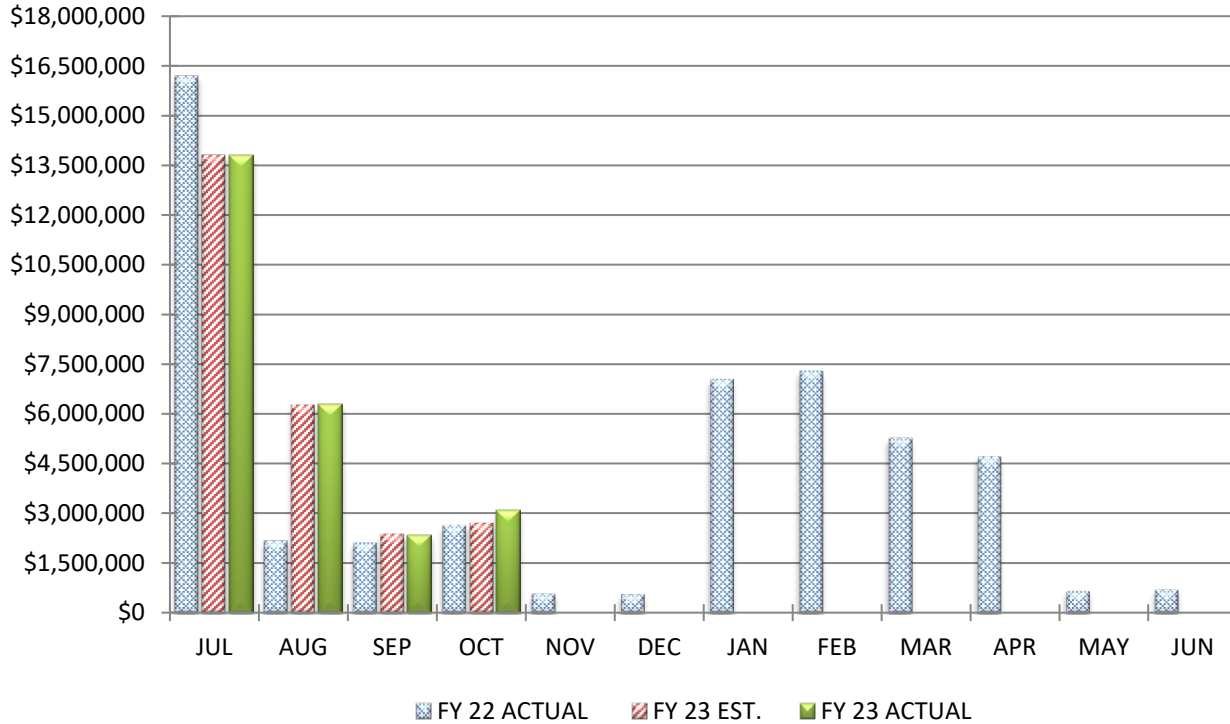
## COMPARISON OF MONTHLY ENDING CASH BALANCES

October 31, 2022

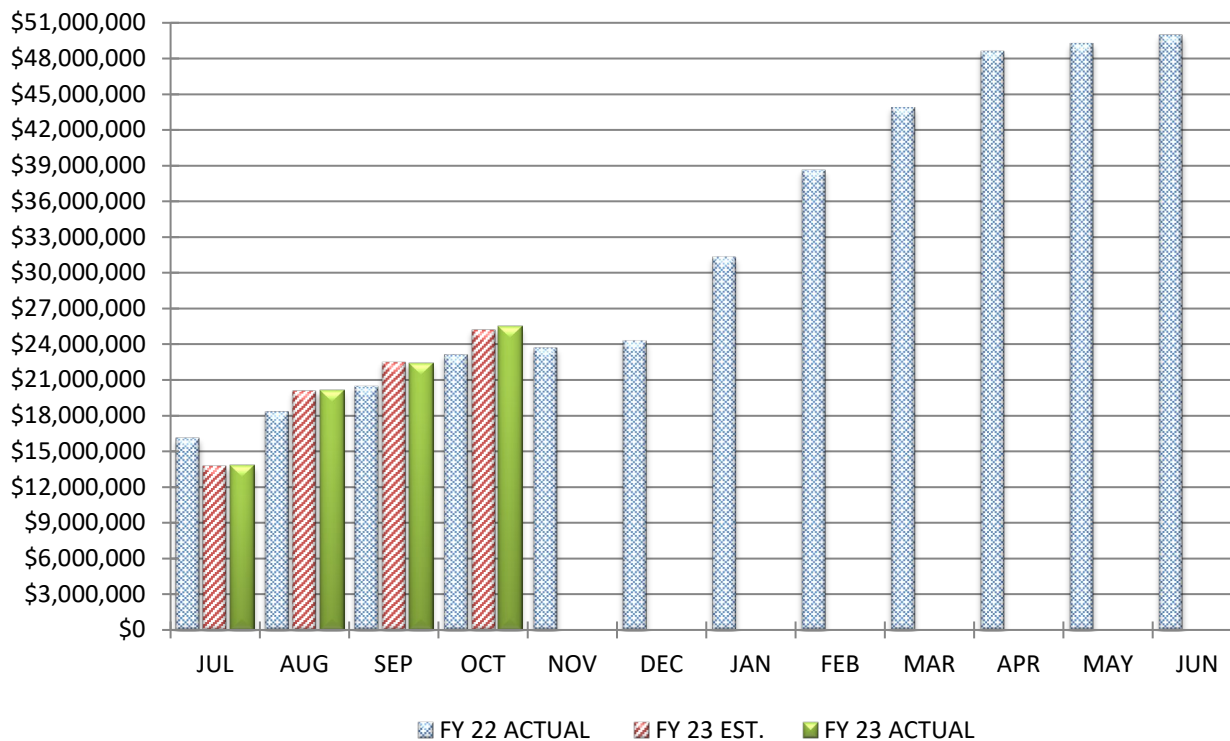
Actual Cash Balance		\$28,396,031
Estimated Cash Balance		\$27,917,189
Variance From Estimate	OVER	\$478,842
Percent Variance From Estimate	OVER	1.72%
Previous Year Cash Balance		\$21,706,406

**COMMENTS:** We are on target with our annual estimates.

## COMPARISON OF TOTAL MONTHLY REVENUES & OTHER FINANCING SOURCES



## COMPARISON OF TOTAL YEAR-TO-DATE REVENUES & OTHER FINANCING SOURCES

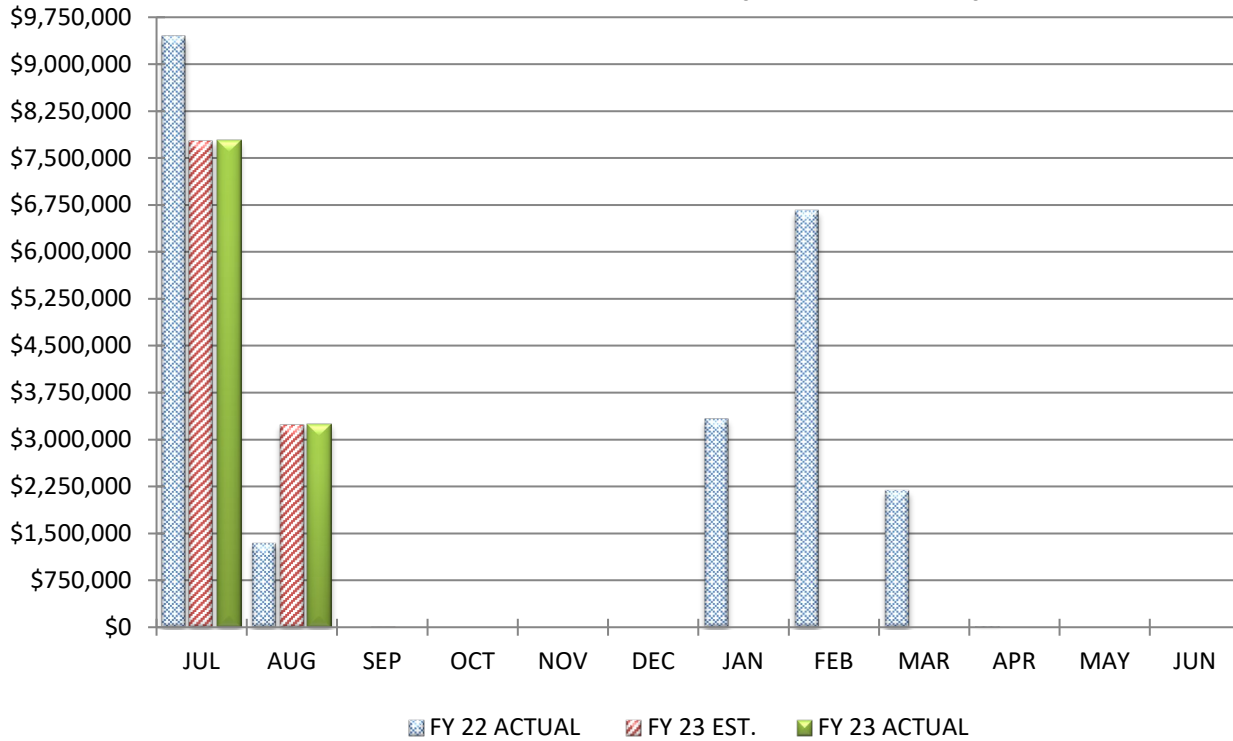


## COMPARISON TOTAL REVENUES & OTHER FINANCING SOURCES

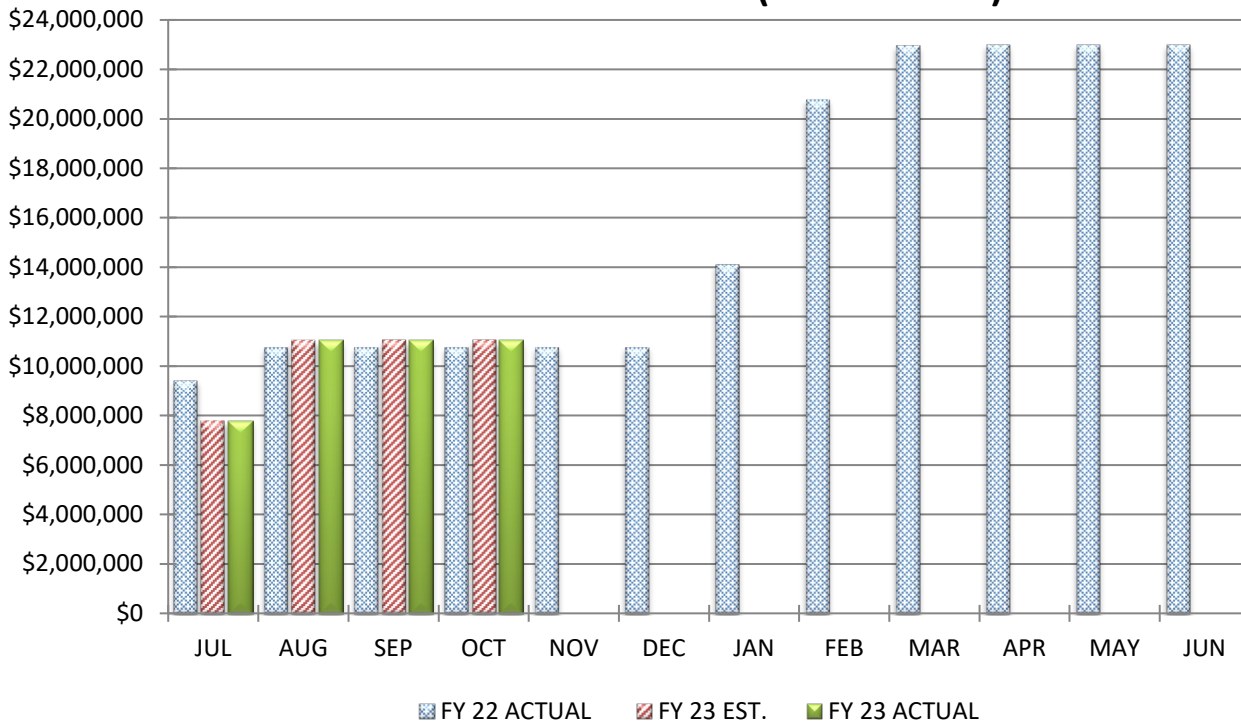
October 31, 2022				
		MONTH	YEAR-TO-DATE	
Actual Receipts		\$3,088,623	\$25,505,531	
Estimated Receipts		\$2,725,441	\$25,202,242	
Variance From Estimate	OVER	\$363,182	OVER	\$303,289
Variance From Estimate	OVER	13.33%	OVER	1.20%
Actual Prior Year		\$2,647,948	\$23,138,690	
Total 2022-2023 Estimate			\$50,140,878	
Percent Of Total Estimate Received			50.87%	
Percent Of Budget Year Completed		4 Months	33.33%	

**COMMENTS:** We are on target with our annual estimates.

## COMPARISON OF TOTAL MONTHLY GENERAL PROPERTY TAX (REAL ESTATE)



## COMPARISON OF TOTAL YEAR-TO-DATE GENERAL PROPERTY TAX (REAL ESTATE)



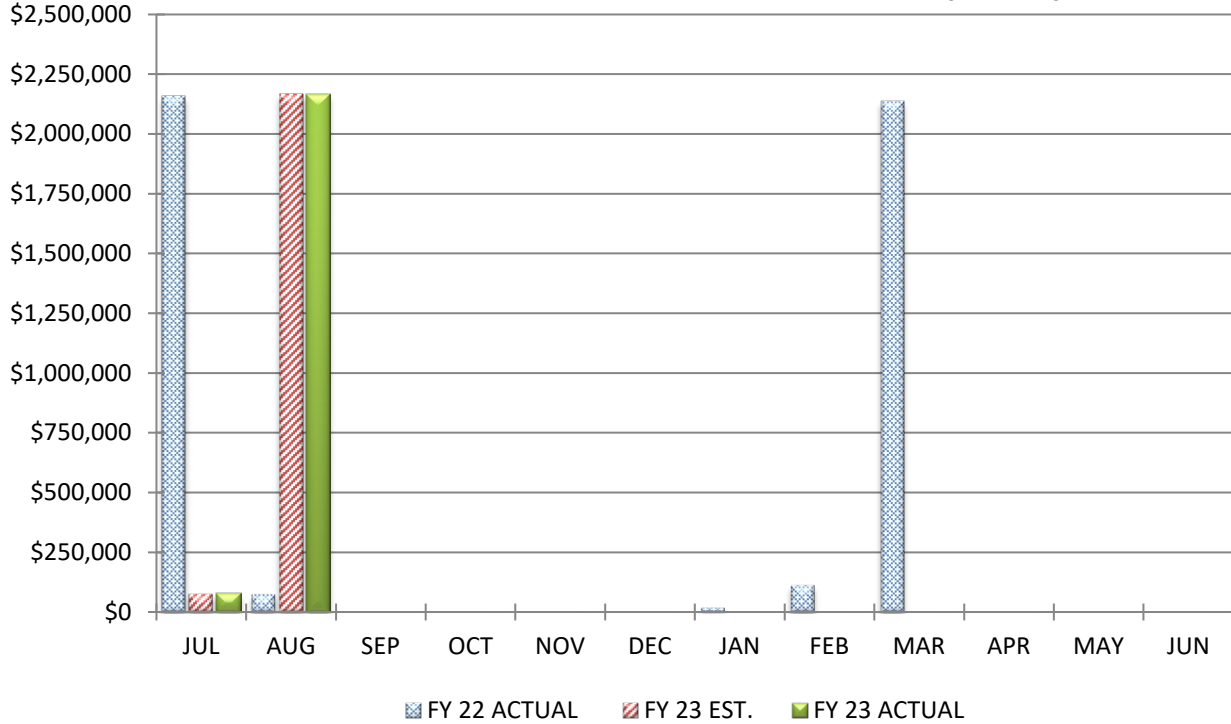


## COMPARISON OF GENERAL PROPERTY TAX (REAL ESTATE)

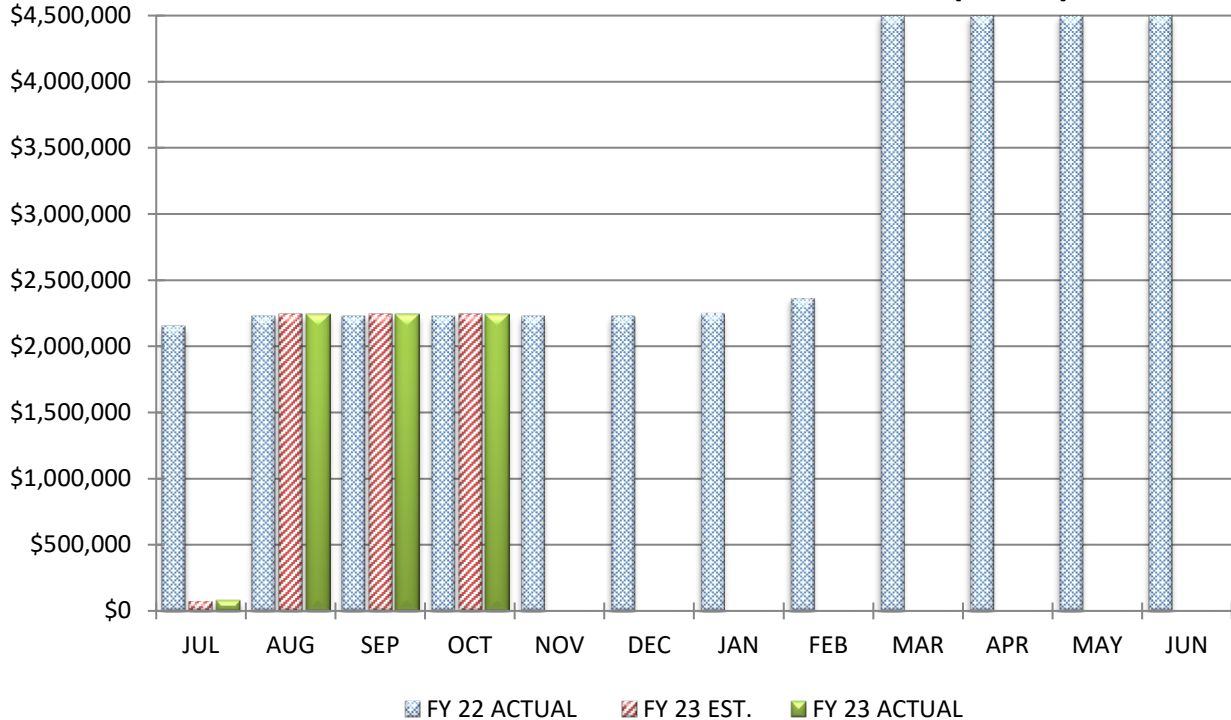
	October 31, 2022	
	<u>MONTH</u>	<u>YEAR-TO-DATE</u>
Actual Real Estate Tax Receipts	\$0	\$11,028,971
Estimated Real Estate Tax Receipts	\$0	\$11,031,077
Variance From Estimate	\$0 UNDER	(\$2,106)
Variance From Estimate	0.00% UNDER	-0.02%
Actual Prior Year	\$0	\$10,792,180
Total 2022-2023 Estimate		\$23,500,258
Percent Of Total Estimate Received		46.93%
Percent Of Budget Year Completed	4 months	33.33%

**COMMENTS:** We are on target with our annual estimates.

# **COMPARISON OF TOTAL MONTHLY TANGIBLE PERSONAL PROPERTY TAX (PUPP)**



# **COMPARISON OF TOTAL YEAR-TO-DATE TANGIBLE PERSONAL PROPERTY TAX (PUPP)**

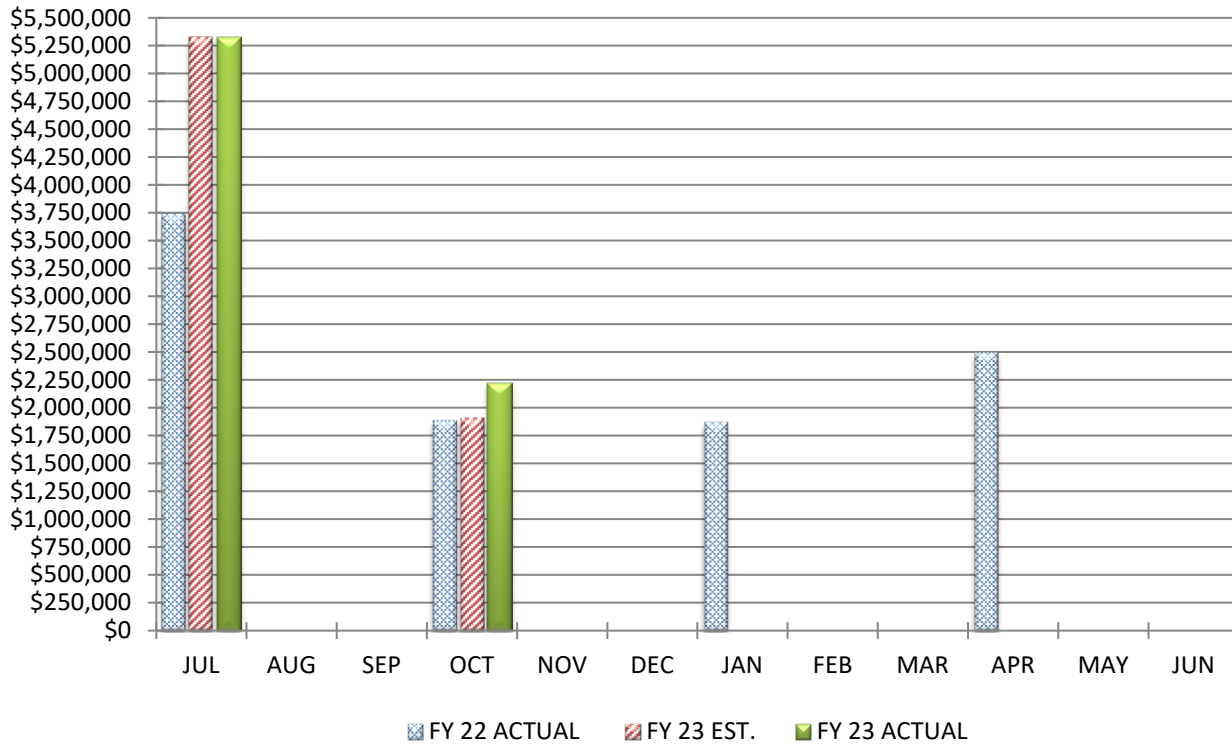


## COMPARISON OF TANGIBLE PERSONAL PROPERTY TAX (PUPP)

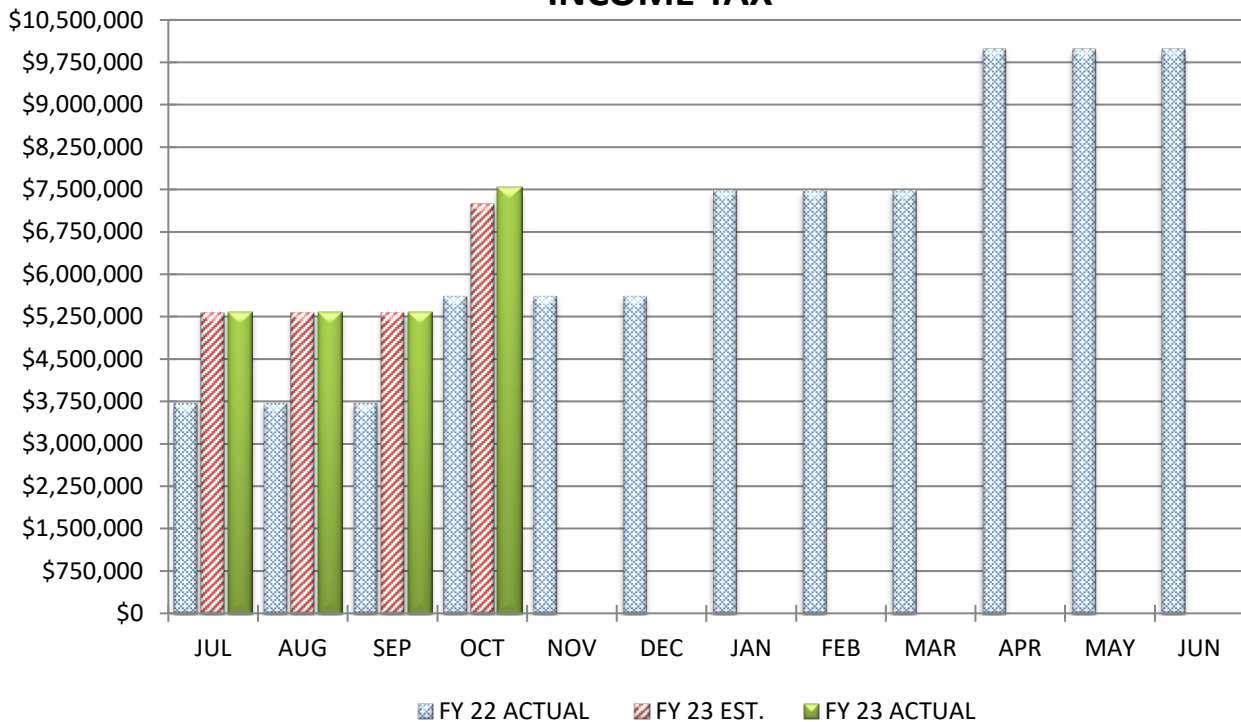
	October 31, 2022	
	MONTH	YEAR-TO-DATE
Actual PUPP Tax Receipts	\$0	\$2,241,402
Estimated PUPP Tax Receipts	\$0	\$2,241,402
Variance From Estimate	\$0	\$0
Variance From Estimate	0.00%	0.00%
Actual Prior Year	\$0	\$2,231,099
Total 2022-2023 Estimate		\$4,495,915
Percent Of Total Estimate Received		49.85%
Percent Of Budget Year Completed	4 months	33.33%

**COMMENTS:** We are on target with our annual estimates.

## COMPARISON OF TOTAL MONTHLY INCOME TAX



## COMPARISON OF TOTAL YEAR-TO-DATE INCOME TAX



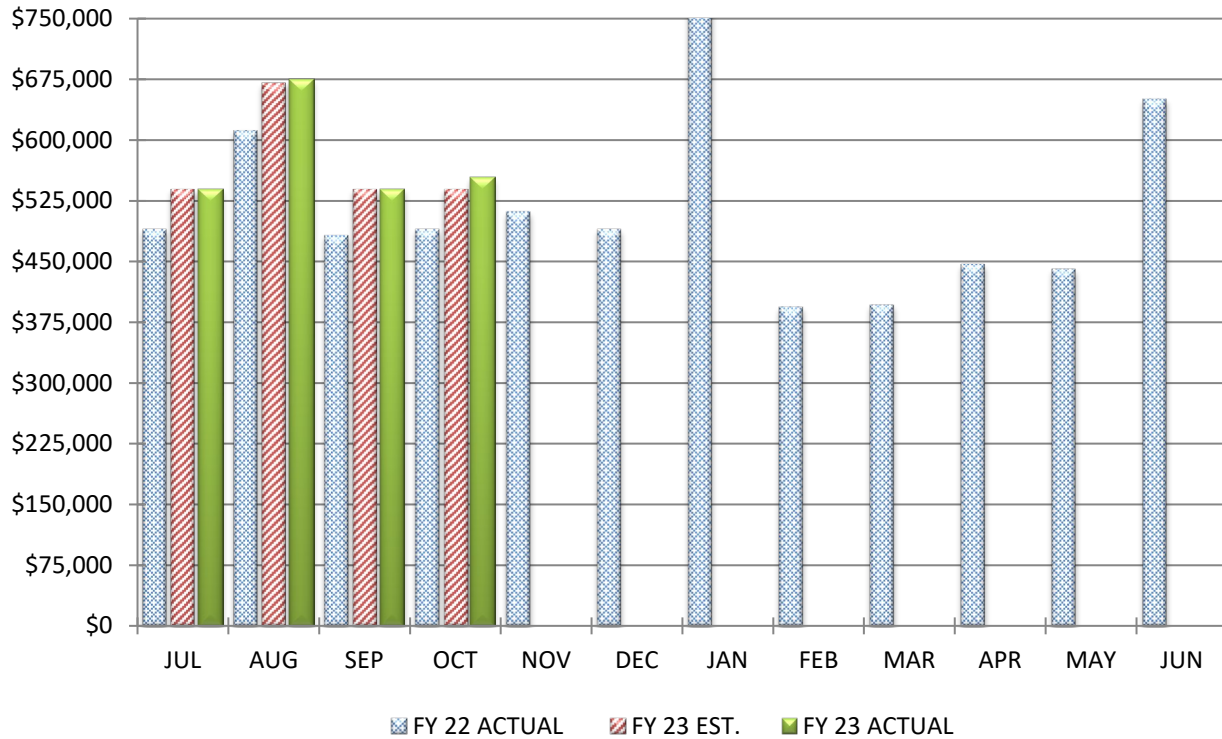
## COMPARISON OF INCOME TAX

October 31, 2022

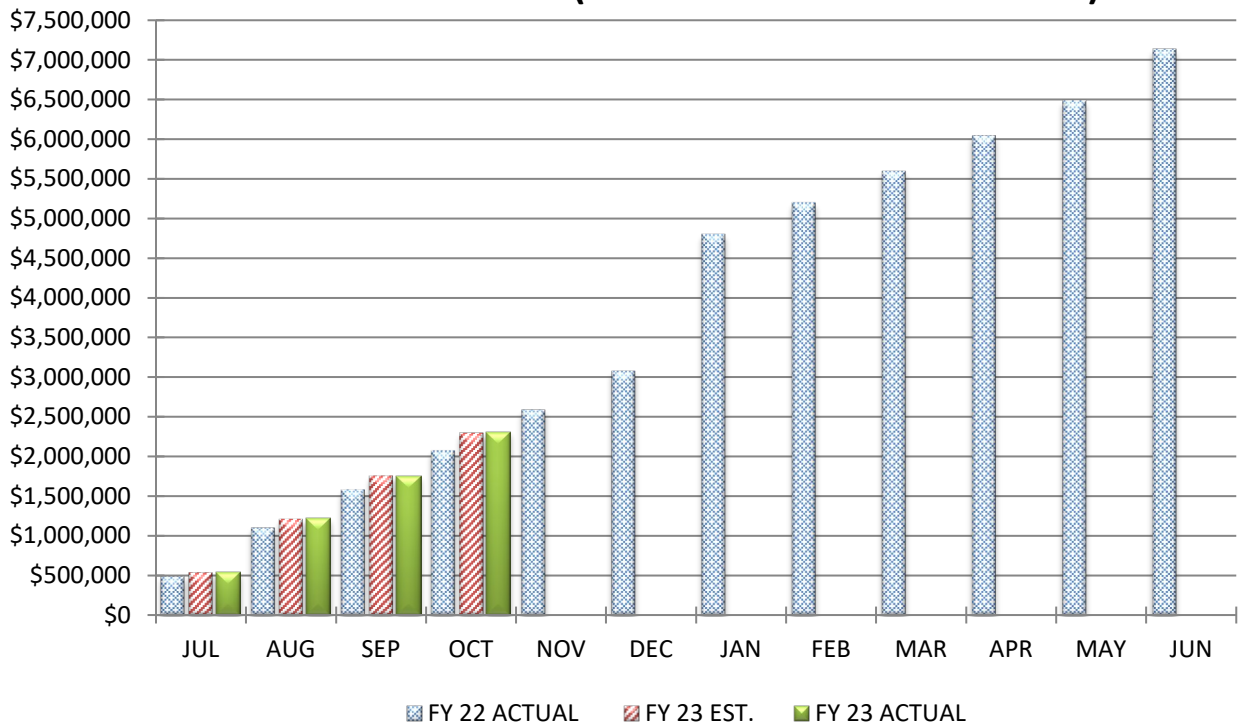
		<u>MONTH</u>		<u>YEAR-TO-DATE</u>
Actual State Receipts		\$2,217,469		\$7,539,703
Estimated State Receipts		\$1,913,636		\$7,235,870
Variance From Estimate	OVER	\$303,833	OVER	\$303,833
Variance From Estimate	OVER	15.88%	OVER	4.20%
Actual Prior Year		\$1,888,636		\$5,619,809
Total 2022-2023 Estimate				\$10,262,942
Percent Of Total Estimate Received				73.47%
Percent Of Budget Year Completed		4 months		33.33%

**COMMENTS:** We are on target with our annual estimates.

## COMPARISON OF TOTAL MONTHLY STATE GRANTS-IN-AID (UNRESTRICTED & RESTRICTED)



## COMPARISON OF TOTAL YEAR-TO-DATE STATE GRANTS-IN-AID (UNRESTRICTED & RESTRICTED)

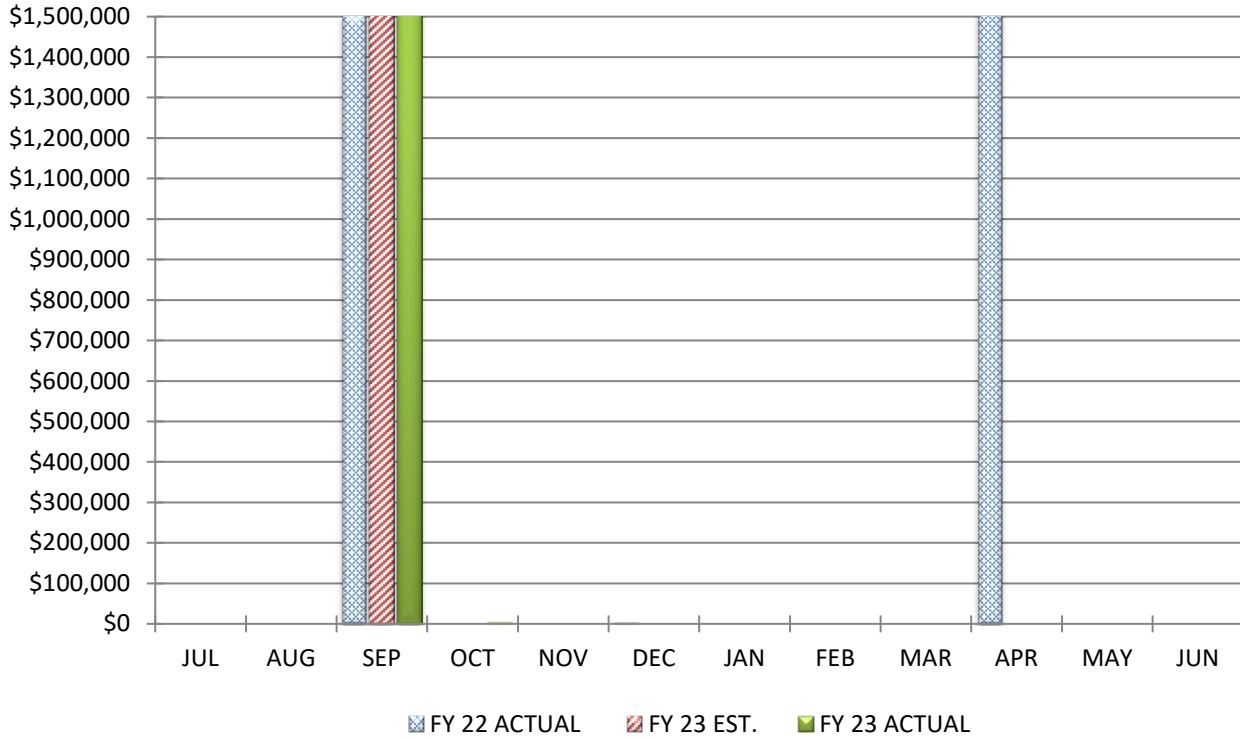


**COMPARISON OF STATE GRANTS-IN-AID (UNRESTRICTED & RESTRICTED)**

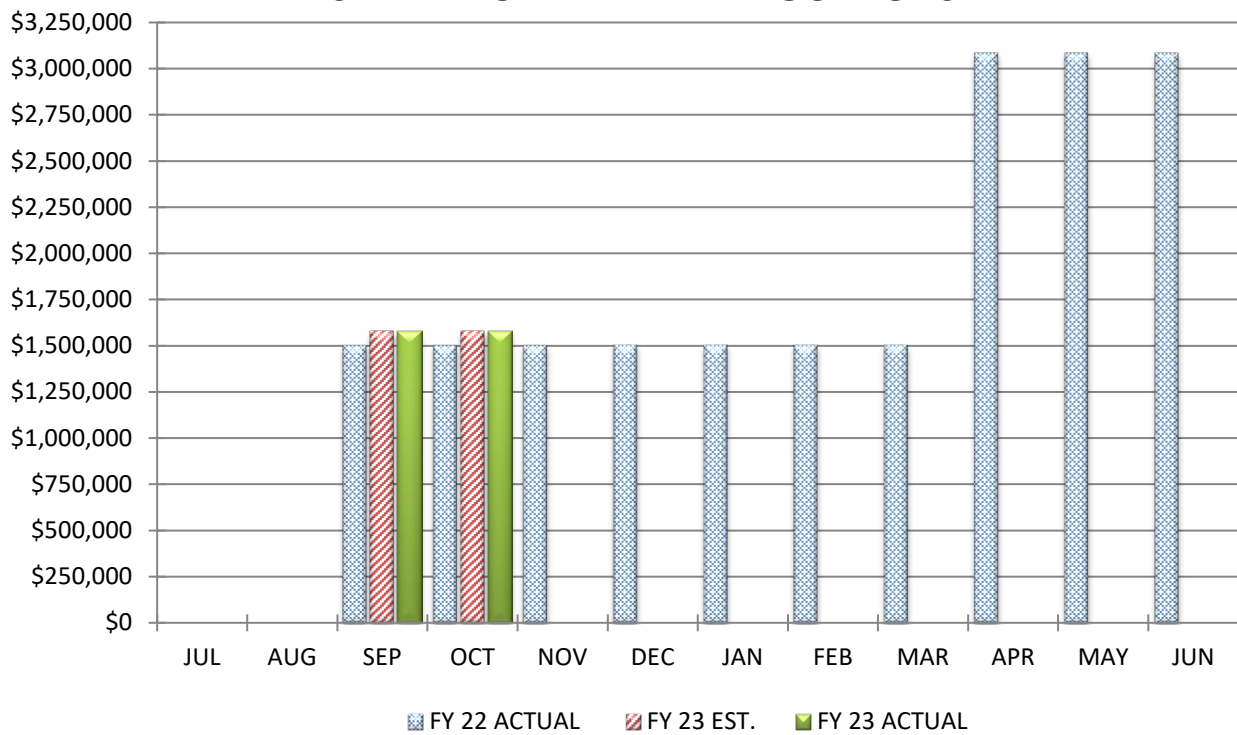
<b>October 31, 2022</b>				
		<u>MONTH</u>	<u>YEAR-TO-DATE</u>	
Actual State Receipts		\$553,726		\$2,306,758
Estimated State Receipts		\$539,310		\$2,288,296
Variance From Estimate	OVER	\$14,416	OVER	\$18,462
Variance From Estimate	OVER	2.67%	OVER	0.81%
Actual Prior Year		\$490,267		\$2,075,633
Total 2022-2023 Estimate				\$7,093,625
Percent Of Total Estimate Received				32.52%
Percent Of Budget Year Completed		4 months		33.33%

**COMMENTS:** We are on target with our annual estimates.

## COMPARISON OF TOTAL MONTHLY STATE PROPERTY TAX ALLOCATIONS



## COMPARISON OF TOTAL YEAR-TO-DATE STATE PROPERTY TAX ALLOCATIONS



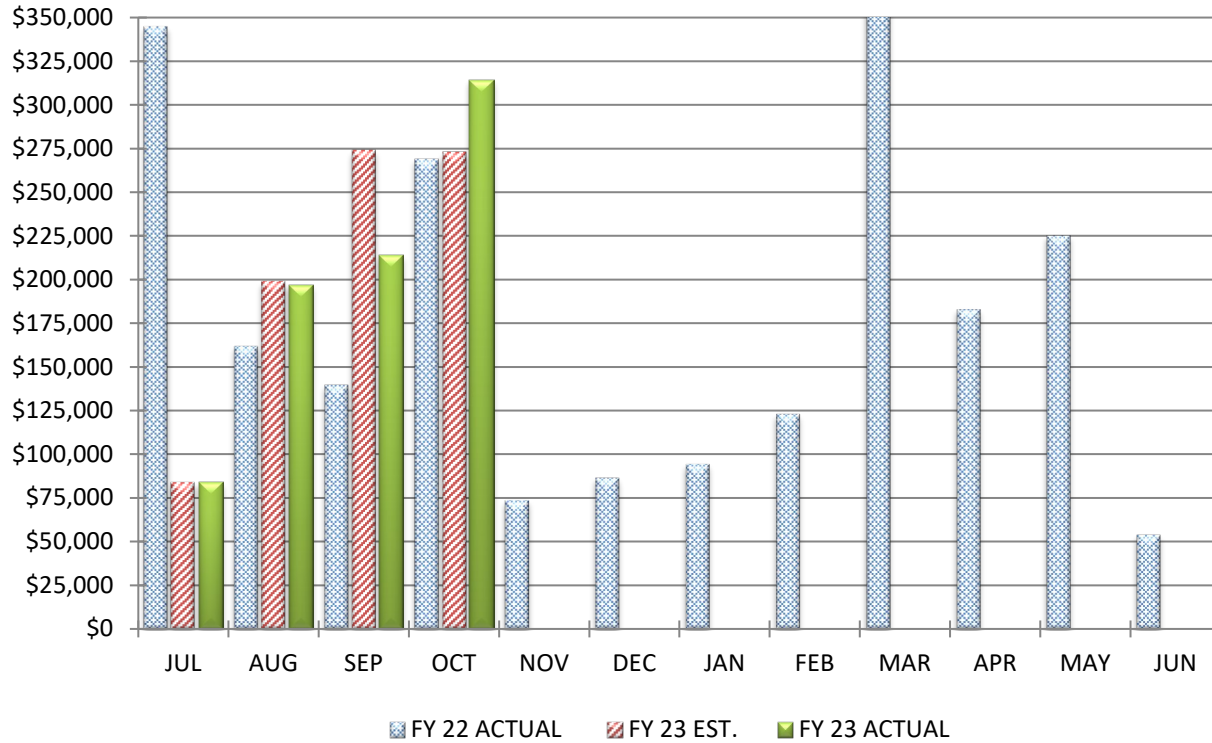


## COMPARISON OF STATE PROPERTY TAX ALLOCATIONS

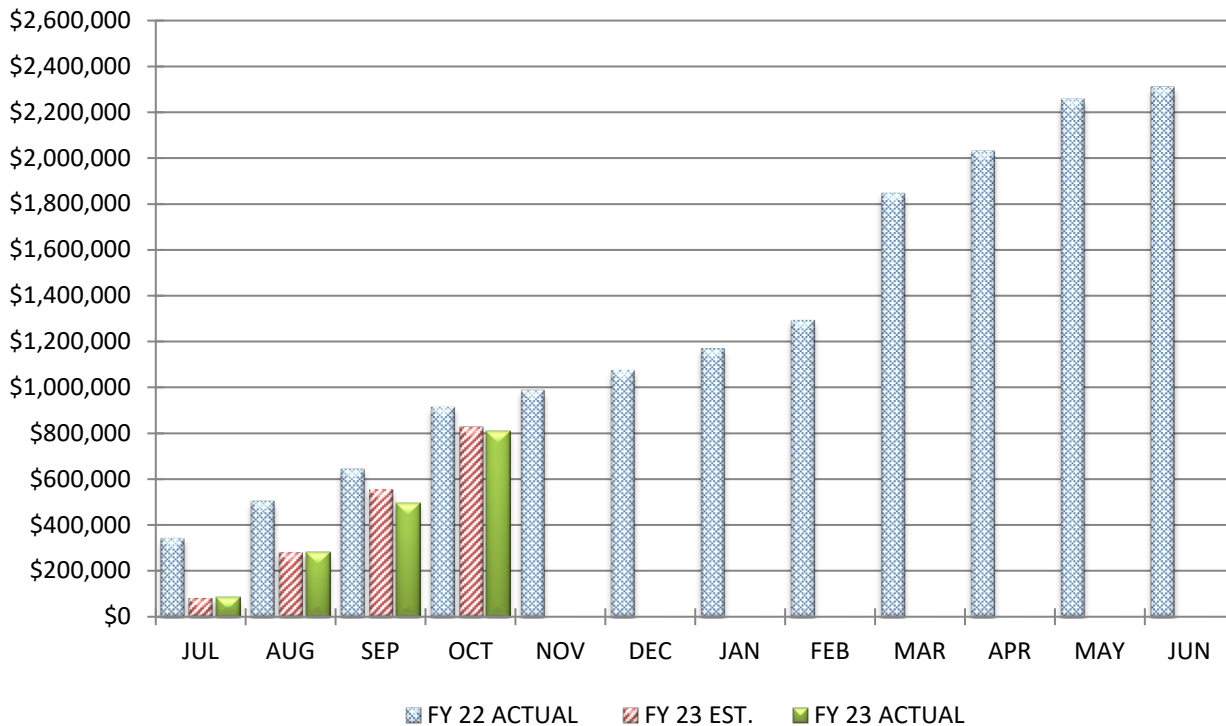
October 31, 2022				
		MONTH		YEAR-TO-DATE
Actual Tax Allocation Receipts		\$3,135		\$1,579,961
Estimated Tax Allocation Receipts		\$0		\$1,576,827
Variance From Estimate	OVER	\$3,135	OVER	\$3,135
Variance From Estimate	OVER	0.00%	OVER	0.20%
Actual Prior Year		\$0		\$1,504,264
Total 2022-2023 Estimate				\$3,209,447
Percent Of Total Estimate Received				49.23%
Percent Of Budget Year Completed		4 months		33.33%

**COMMENTS:** We are on target with our annual estimates.

## COMPARISON OF TOTAL MONTHLY OTHER REVENUES & OTHER FINANCING SOURCES



## COMPARISON OF TOTAL YEAR-TO-DATE OTHER REVENUES & OTHER FINANCING SOURCES



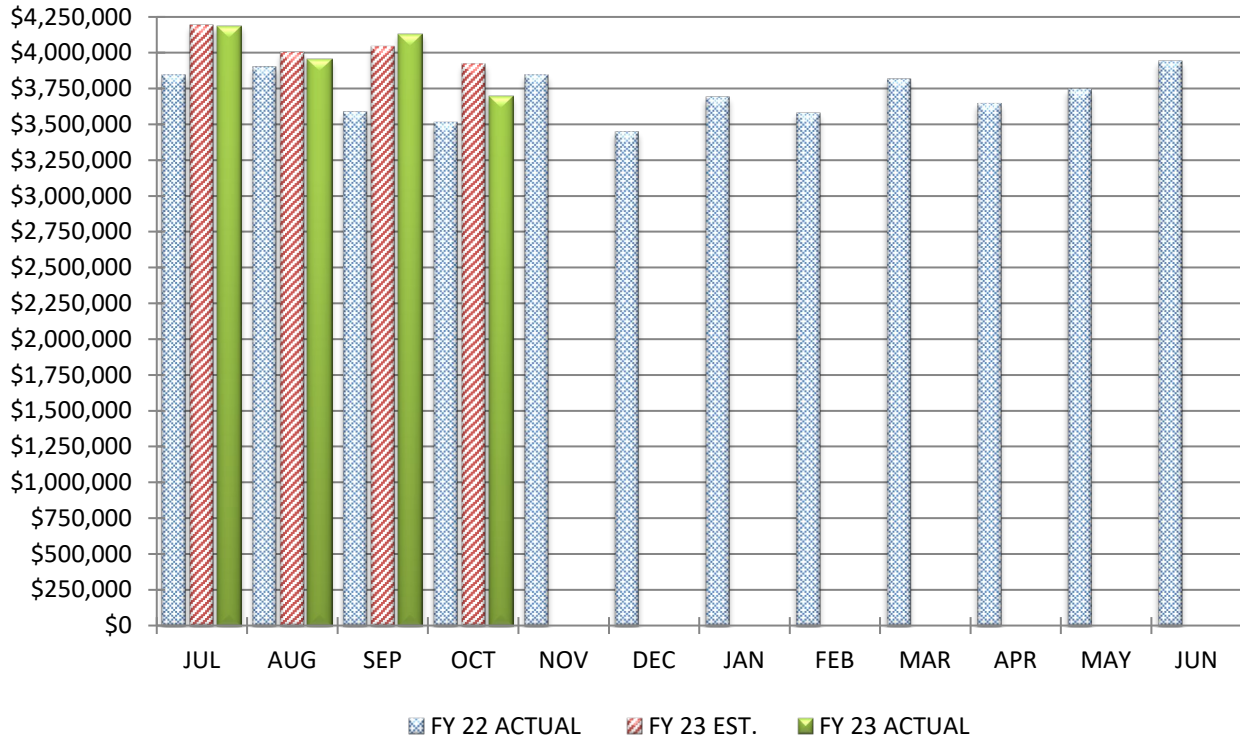
## COMPARISON OF OTHER REVENUES & OTHER FINANCING SOURCES

October 31, 2022

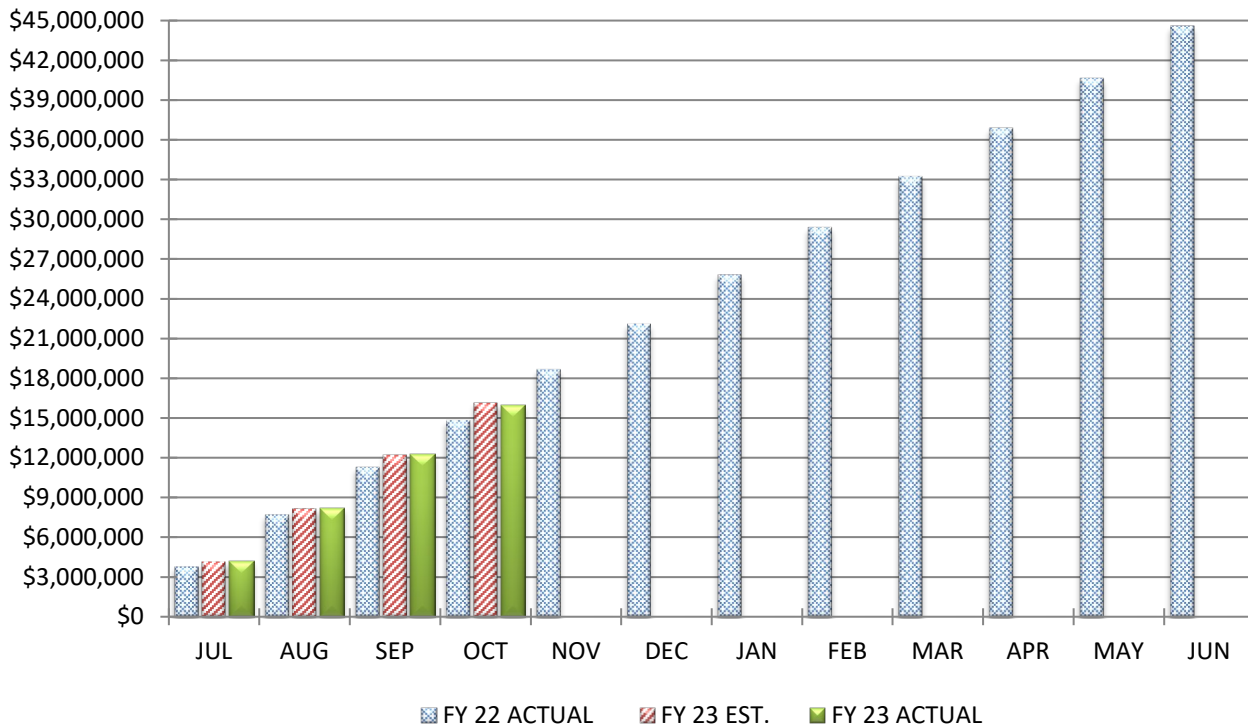
		<u>MONTH</u>		<u>YEAR-TO-DATE</u>
Actual Other Receipts		\$314,293		\$808,737
Estimated Other Receipts		\$272,495		\$828,772
Variance From Estimate	OVER	\$41,798	UNDER	(\$20,035)
Variance From Estimate	OVER	15.34%	UNDER	-2.42%
Actual Prior Year		\$269,044		\$915,705
Total 2022-2023 Estimate				\$1,578,691
Percent Of Total Estimate Received				51.23%
Percent Of Budget Year Completed		4 months		33.33%

**COMMENTS:** We are on target with our annual estimates.

## COMPARISON OF TOTAL MONTHLY EXPENDITURES & OTHER FINANCING USES



## COMPARISON OF TOTAL YEAR-TO-DATE EXPENDITURES & OTHER FINANCING USES

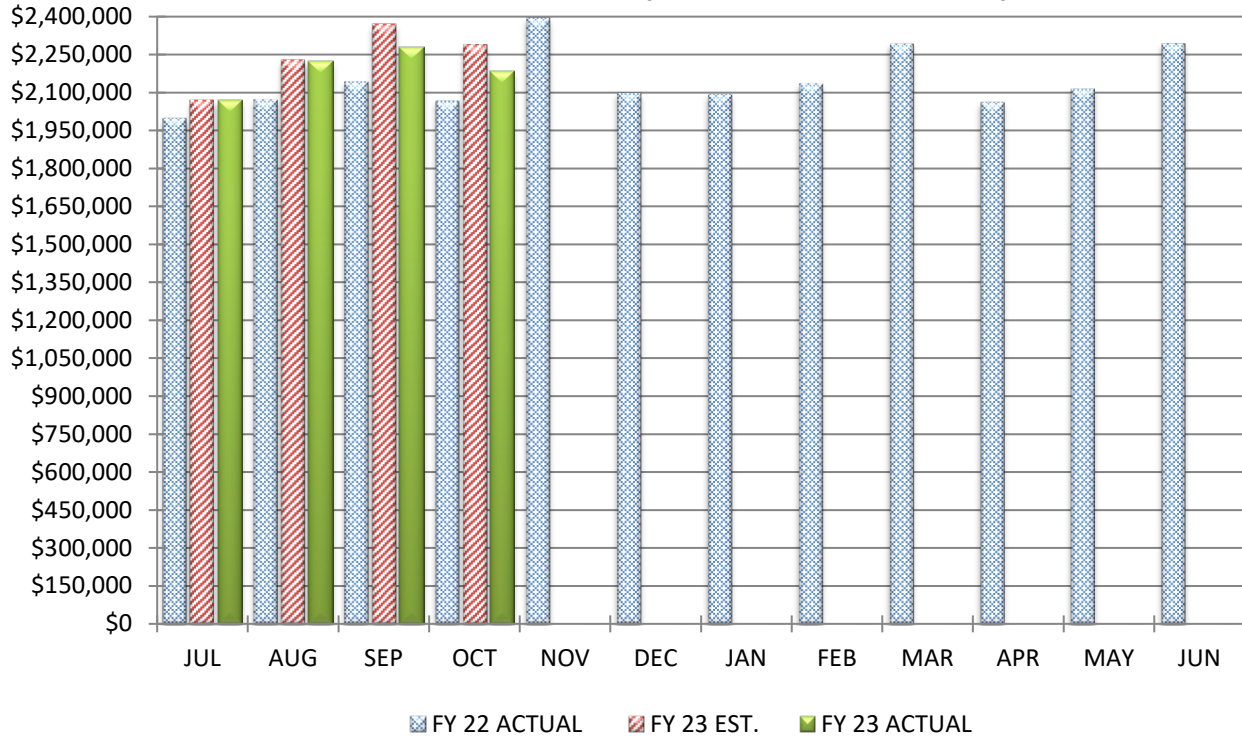


## COMPARISON OF TOTAL EXPENDITURES & OTHER FINANCING USES

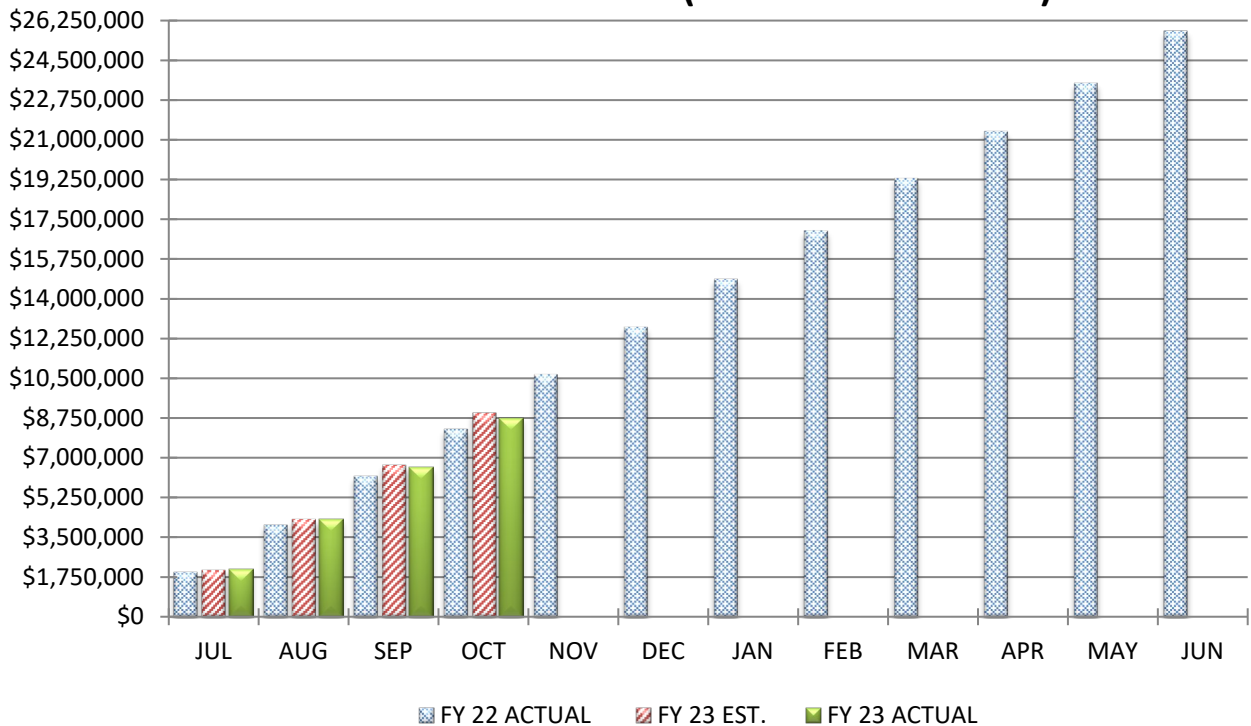
October 31, 2022				
		MONTH		YEAR-TO-DATE
Actual Expenditures		\$3,693,061		\$15,967,973
Estimated Expenditures		\$3,917,020		\$16,143,526
Variance From Estimate	UNDER	(\$223,959)	UNDER	(\$175,553)
Variance From Estimate	UNDER	-5.72%	UNDER	-1.09%
Actual Prior Year		\$3,513,923		\$14,844,864
Total 2022-2023 Estimate				\$48,310,050
Percent Of Total Estimate Spent				33.05%
Percent Of Budget Year Completed		4 months		33.33%

**COMMENTS:** We are on target with our annual estimates.

## COMPARISON OF TOTAL MONTHLY PERSONAL SERVICES (SALARIES & WAGES)



## COMPARISON OF TOTAL YEAR-TO-DATE PERSONAL SERVICES (SALARIES & WAGES)



# COMPARISON OF PERSONAL SERVICES (SALARIES & WAGES)

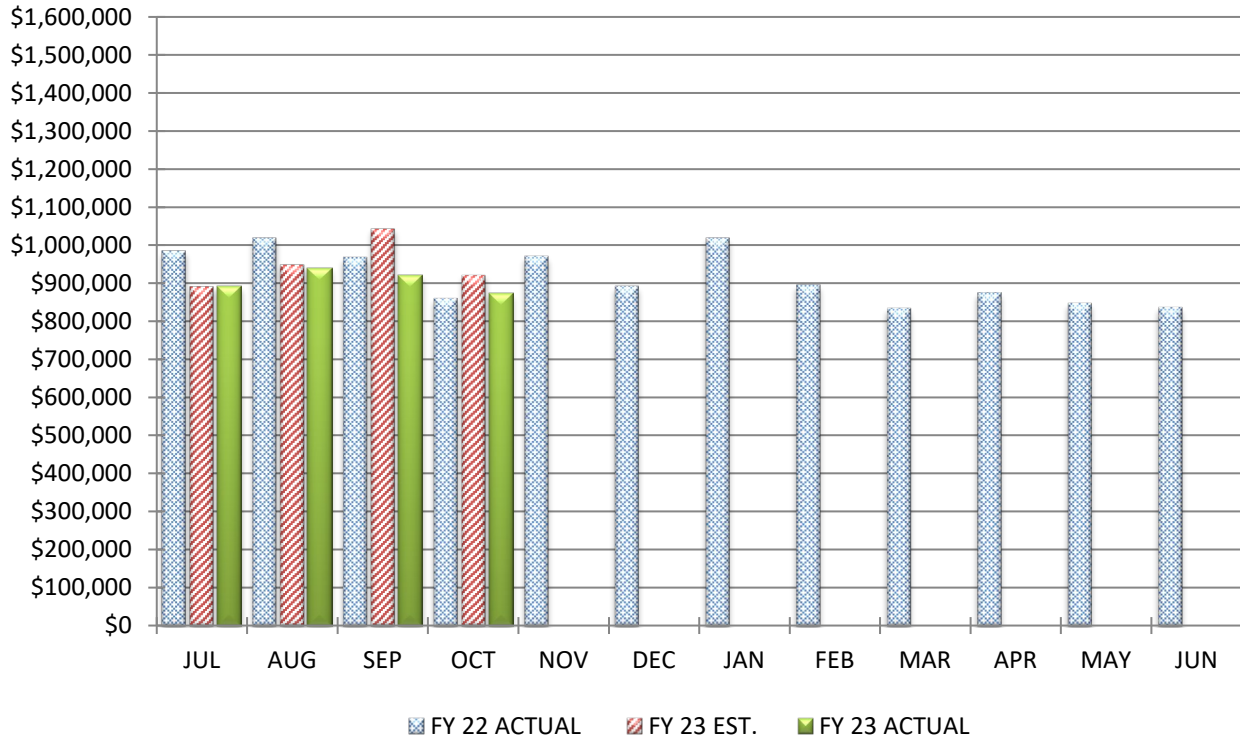
October 31, 2022

		<u>MONTH</u>		<u>YEAR-TO-DATE</u>
Actual Wage Expenditures		\$2,184,476		\$8,753,126
Estimated Wage Expenditures		\$2,288,230		\$8,954,040
Variance From Estimate	UNDER	(\$103,754)	UNDER	(\$200,914)
Variance From Estimate	UNDER	-4.53%	UNDER	-2.24%
Actual Prior Year		\$2,066,944		\$8,280,517
Total 2022-2023 Estimate				\$28,255,679
Percent Of Total Estimate Spent				30.98%
Percent Of Budget Year Completed		4 months		33.33%

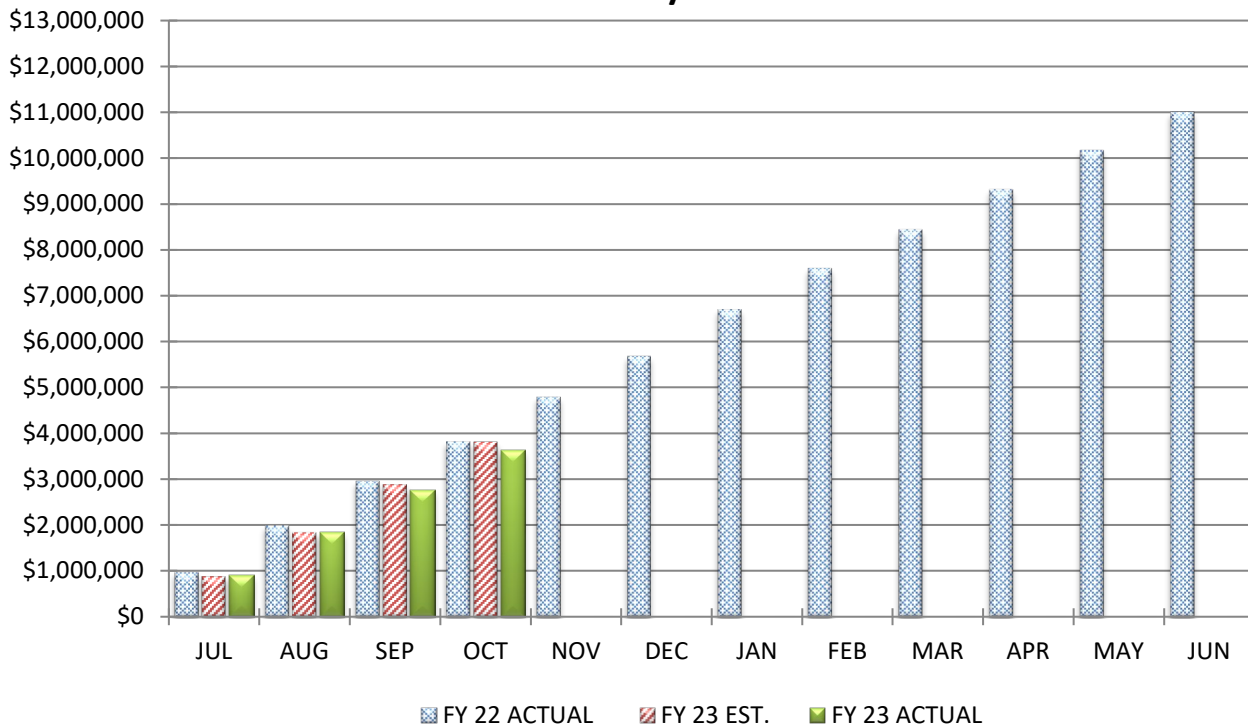
**COMMENTS:** We are on target with our annual estimates.



## COMPARISON OF TOTAL MONTHLY EMPLOYEES' RETIREMENT/INSURANCE BENEFITS



## COMPARISON OF TOTAL YEAR-TO-DATE EMPLOYEES' RETIREMENT/INSURANCE BENEFITS



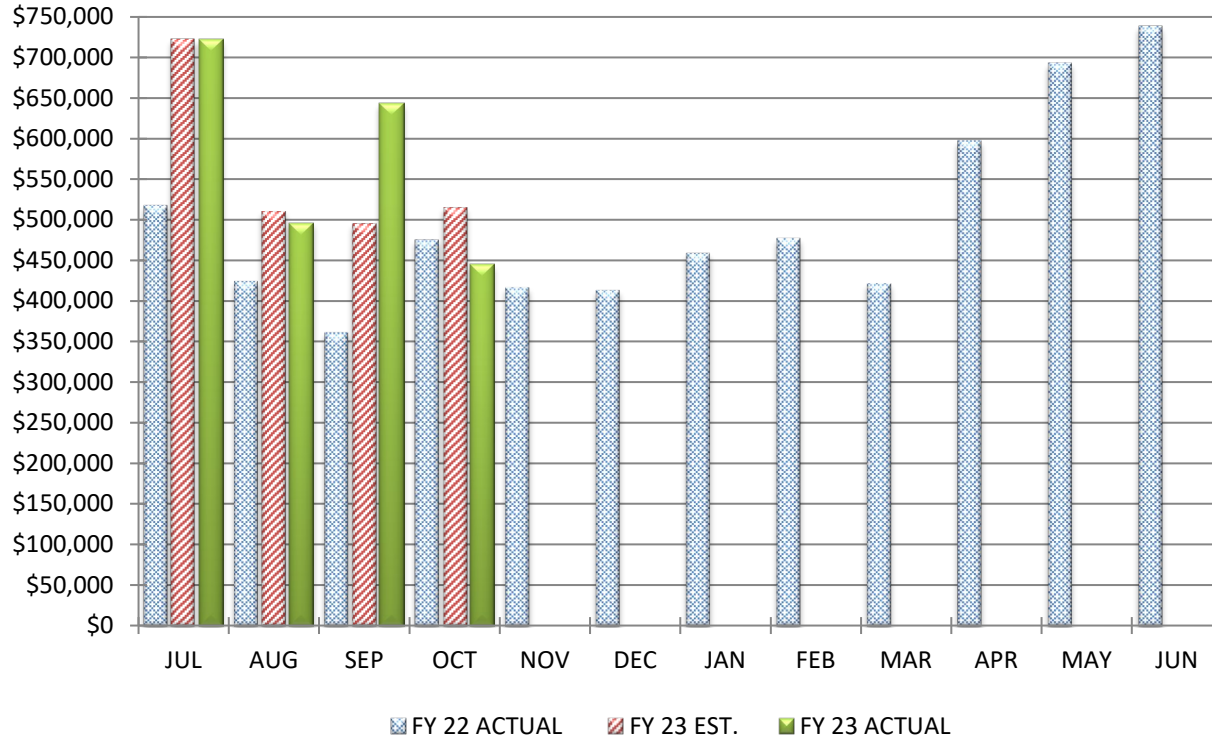


## COMPARISON OF EMPLOYEES' RETIREMENT/INSURANCE BENEFITS

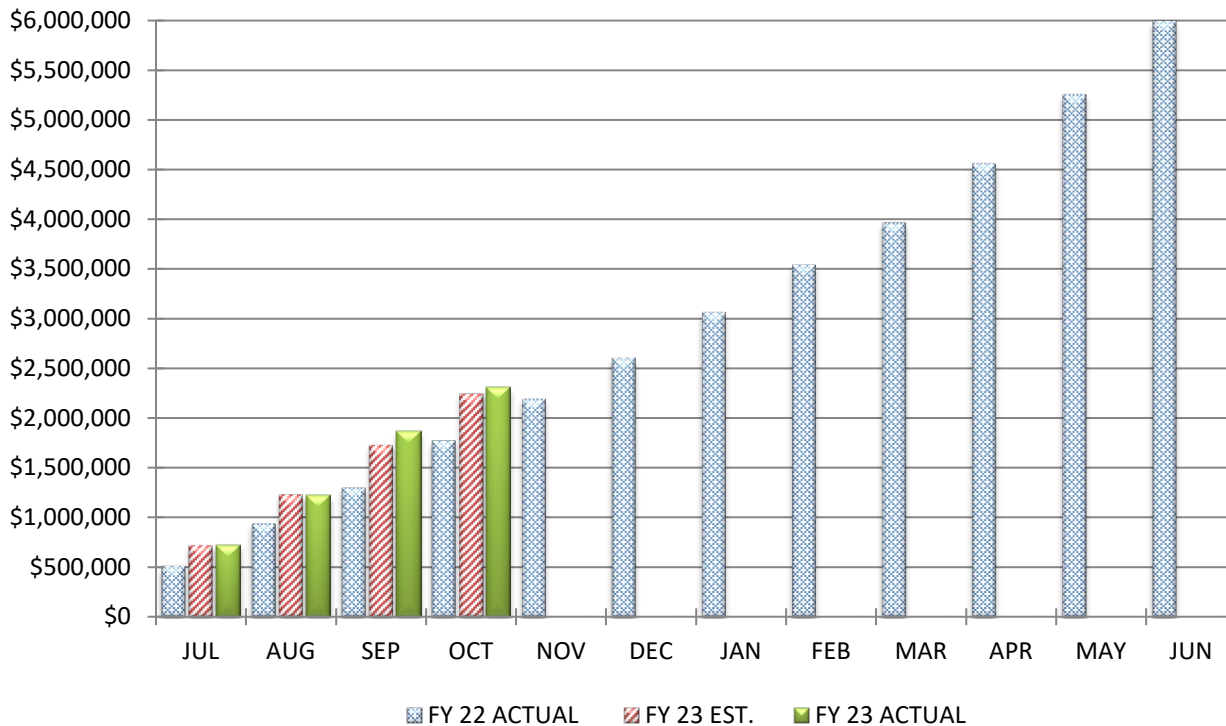
October 31, 2022				
		MONTH		YEAR-TO-DATE
Actual Fringe Benefit Expenditures		\$872,420		\$3,624,411
Estimated Fringe Benefit Expenditures		\$920,780		\$3,804,757
Variance From Estimate	UNDER	(\$48,360)	UNDER	(\$180,346)
Variance From Estimate	UNDER	-5.25%	UNDER	-4.74%
Actual Prior Year		\$859,421		\$3,828,524
Total 2022-2023 Estimate				\$11,631,315
Percent Of Total Estimate Spent				31.16%
Percent Of Budget Year Completed		4 months		33.33%

**COMMENTS:** We are on target with our annual estimates.

## COMPARISON OF TOTAL MONTHLY PURCHASED SERVICES



## COMPARISON OF TOTAL YEAR-TO-DATE PURCHASED SERVICES



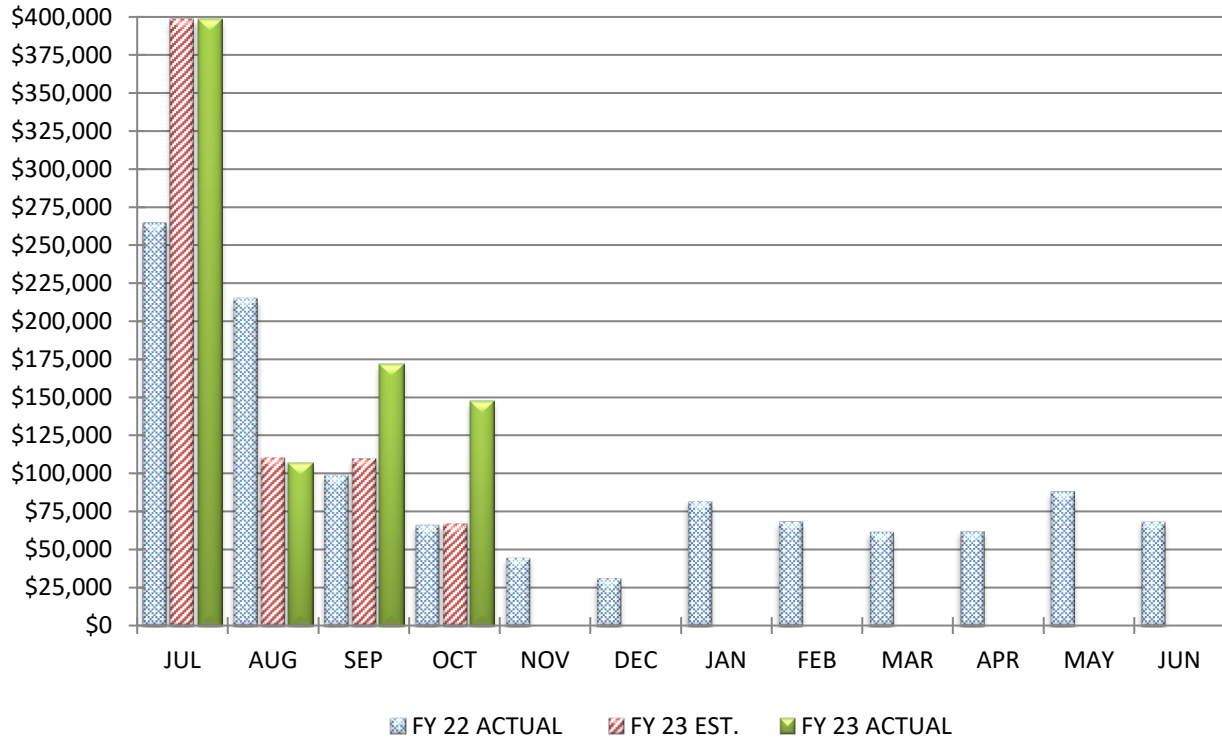
## COMPARISON OF PURCHASED SERVICES

**October 31, 2022**

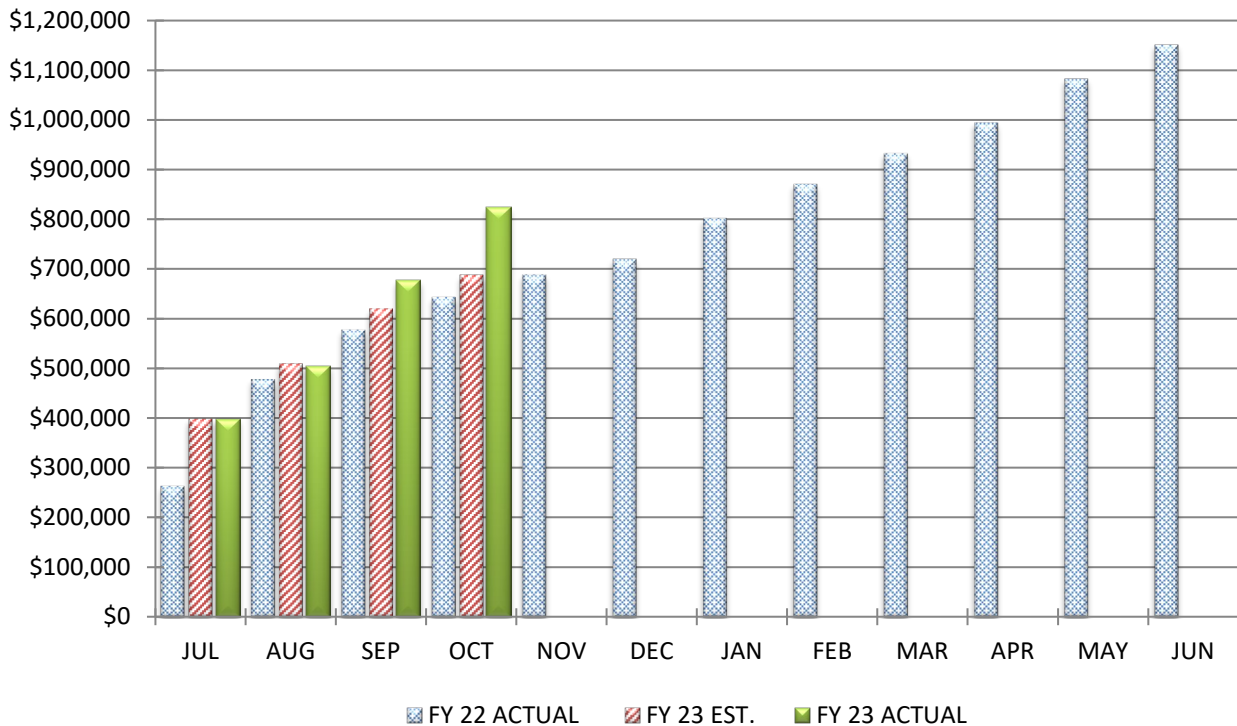
		<u>MONTH</u>		<u>YEAR-TO-DATE</u>
Actual Service Expenditures		\$445,148		\$2,307,960
Estimated Service Expenditures		\$515,385		\$2,244,675
Variance From Estimate	UNDER	(\$70,238)	OVER	\$63,285
Variance From Estimate	UNDER	-13.63%	OVER	2.82%
Actual Prior Year		\$475,374		\$1,778,381
Total 2022-2023 Estimate				\$6,427,211
Percent Of Total Estimate Spent				35.91%
Percent Of Budget Year Completed		4 months		33.33%

**COMMENTS:** We are on target with our annual estimates. We are noting significant increases compared to last year in this line due to increases in utilities and insurance costs for our additional buildings on top of general inflationary increases from most service providers. We have planned for increases in these areas in our fiscal year 2023 budget, but we will have to watch this cost area throughout the year.

## COMPARISON OF TOTAL MONTHLY SUPPLIES AND MATERIALS



## COMPARISON OF TOTAL YEAR-TO-DATE SUPPLIES AND MATERIALS

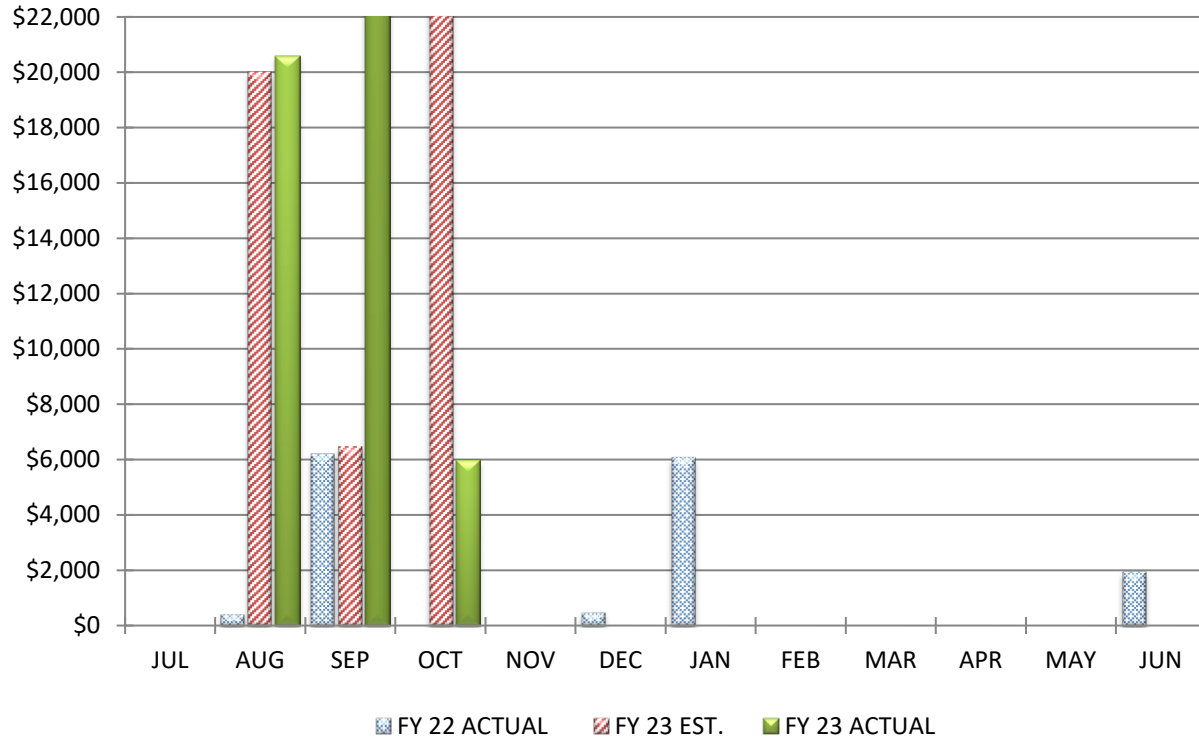


## COMPARISON OF SUPPLIES AND MATERIALS

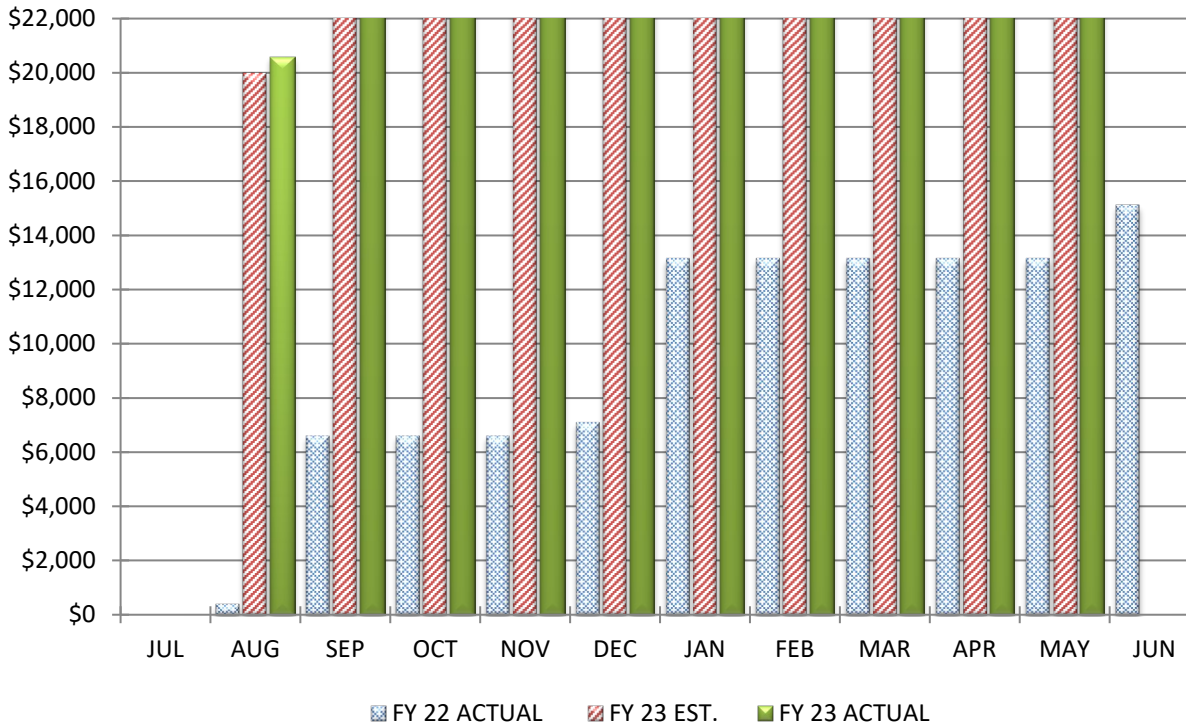
October 31, 2022				
		MONTH		
		<hr/>	YEAR-TO-DATE	<hr/>
Actual Material Expenditures		\$147,321		\$823,975
Estimated Material Expenditures		\$67,475		\$686,658
Variance From Estimate	OVER	\$79,846	OVER	\$137,317
Variance From Estimate	OVER	118.33%	OVER	20.00%
Actual Prior Year		\$66,096		\$643,837
Total 2022-2023 Estimate				\$1,198,784
Percent Of Total Estimate Spent				68.73%
Percent Of Budget Year Completed		4 months		33.33%

**COMMENTS:** We are on target with our annual estimates. We are noting significant increases compared to last year in this line specifically due to bus fuel and our software subscriptions on top of general inflationary increases for many supply and material items. We have planned for increases in these areas in our fiscal year 2023 budget, but we will have to watch this cost area throughout the year.

## COMPARISON OF TOTAL MONTHLY CAPITAL OUTLAY



## COMPARISON OF TOTAL YEAR-TO-DATE CAPITAL OUTLAY



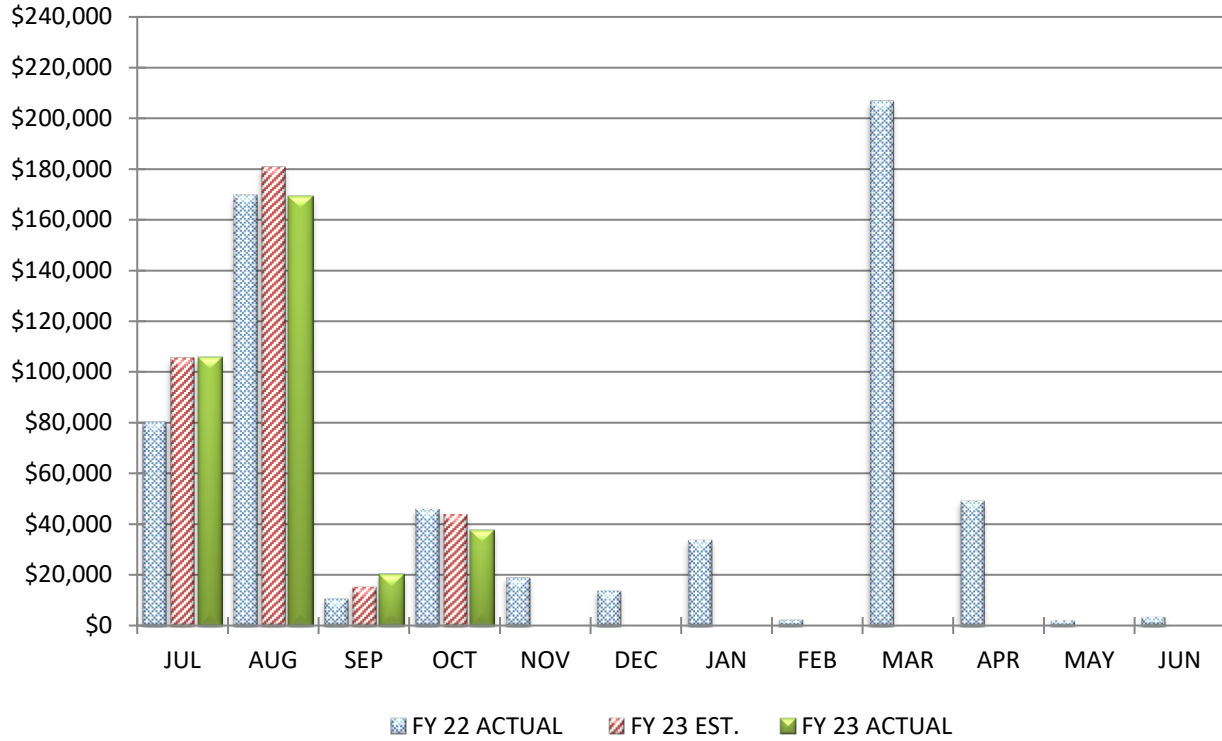
## COMPARISON OF CAPITAL OUTLAY

October 31, 2022

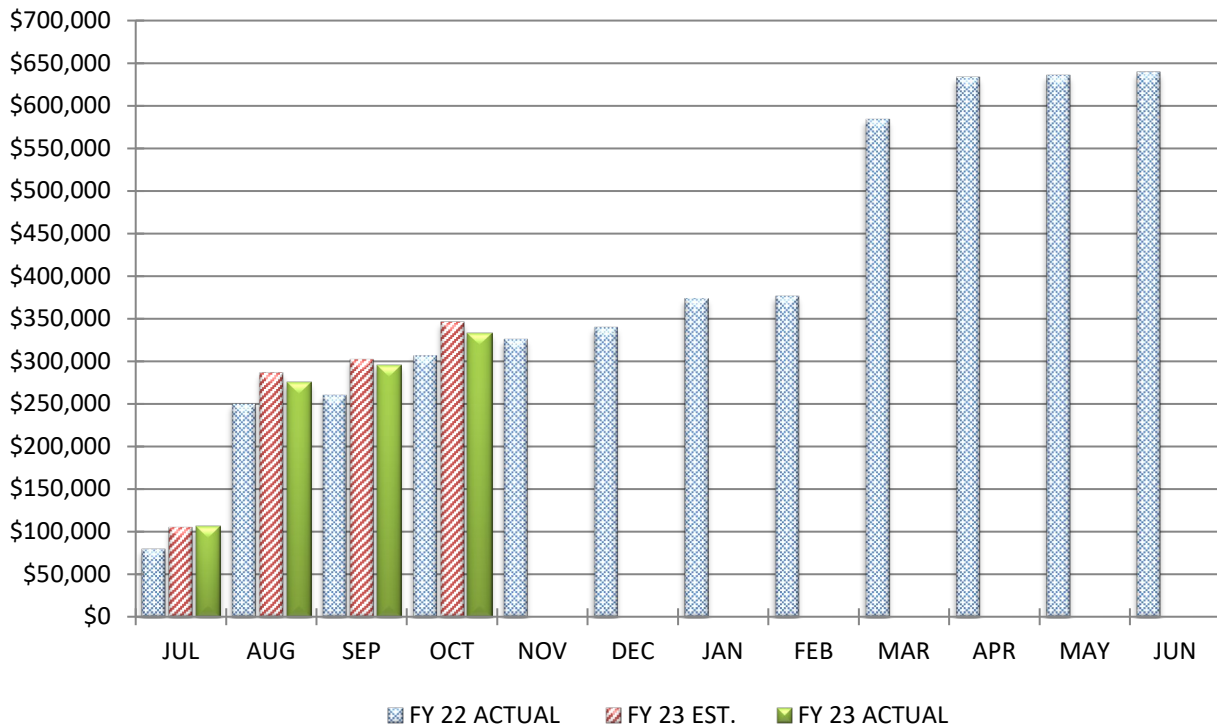
		<u>MONTH</u>		<u>YEAR-TO-DATE</u>
Actual Equipment Expenditures		\$5,956		\$125,584
Estimated Equipment Expenditures		\$81,000		\$107,500
Variance From Estimate	UNDER	(\$75,044)	OVER	\$18,084
Variance From Estimate	UNDER	-92.65%	OVER	16.82%
Actual Prior Year		\$0		\$6,598
Total 2022-2023 Estimate				\$130,000
Percent Of Total Estimate Spent				96.60%
Percent Of Budget Year Completed		4 months		33.33%

**COMMENTS:** We are on target with our annual estimates.

## COMPARISON OF TOTAL MONTHLY OTHER EXPENDITURE OBJECTS & OTHER FINANCING USES



## COMPARISON OF TOTAL YEAR-TO-DATE OTHER EXPENDITURE OBJECTS & OTHER FINANCING USES





## COMPARISON OF OTHER EXPENDITURE OBJECTS & OTHER FINANCING USES

October 31, 2022				
		MONTH		YEAR-TO-DATE
Actual Other Expenditures		\$37,740		\$332,917
Estimated Other Expenditures		\$44,150		\$345,897
Variance From Estimate	UNDER	(\$6,410)		UNDER (\$12,979)
Variance From Estimate	UNDER	-14.52%		UNDER -3.75%
Actual Prior Year		\$46,088		\$307,008
Total 2022-2023 Estimate				\$667,061
Percent Of Total Estimate Spent				49.91%
Percent Of Budget Year Completed		4 months		33.33%

**COMMENTS:** We are on target with our annual estimates.



BIG WALNUT | INSPIRE  
LOCAL SCHOOLS & GUIDE

---

---

RECEIPTS, EXPENDITURES, AND FUND BALANCES REPORT

AND

MONTHLY SUMMARY CHECK REGISTER

---

---

## Big Walnut Local Schools

### Fund Report - October 31, 2021

Code	Fund Description	FY Beginning Balance	MTD Actual Receipts	FYTD Actual Receipts	MTD Expended	FYTD Expended	Current Balance	FY Encumbrances	FYTD Unencumbered
001	GENERAL	\$ 13,412,580.60	\$ 2,647,947.61	\$ 23,138,689.65	\$ 3,513,922.90	\$ 14,844,864.41	\$ 21,706,405.84	\$ 3,020,986.19	\$ 18,685,419.65
002	BOND RETIREMENT	5,658,379.48	0.00	4,396,983.52	0.00	49,657.82	10,005,705.18	9,349,733.49	655,971.69
003	PERMANENT IMPROVEMENT	1,292,222.40	106,500.00	693,850.34	381,738.55	766,122.35	1,219,950.39	421,457.57	798,492.82
004	BUILDING	27,057,383.59	1,827.75	157,040.06	3,406,515.87	12,434,837.20	14,779,586.45	12,558,751.71	2,220,834.74
006	FOOD SERVICE	2,665.99	366,670.44	723,990.20	199,746.17	785,679.61	(59,023.42)	325,242.21	(384,265.63)
012	ADULT EDUCATION	4,019.80	0.00	0.00	0.00	0.00	4,019.80	0.00	4,019.80
014	ROTARY-INTERNAL SERVICES	28,876.30	5,283.06	10,535.07	84.21	18,098.21	21,313.16	25,215.79	(3,902.63)
018	PUBLIC SCHOOL SUPPORT	111,989.50	2,051.50	13,880.18	2,722.74	17,723.61	108,146.07	9,917.69	98,228.38
019	OTHER GRANT	7,371.44	0.00	0.00	0.00	0.00	7,371.44	1,949.86	5,421.58
022	DISTRICT CUSTODIAL	74,170.04	387.93	105,368.01	106,940.70	115,061.17	64,476.88	13,901.92	50,574.96
028	SPECIAL EDUCATION FUND	892.58	0.00	0.00	0.00	0.00	892.58	0.00	892.58
070	CAPITAL PROJECTS	113,119.03	0.00	912.53	0.00	0.00	114,031.56	12,575.60	101,455.96
200	STUDENT MANAGED ACTIVITY	147,532.99	6,595.65	23,837.75	2,200.24	10,654.05	160,716.69	92,368.21	68,348.48
300	DISTRICT MANAGED ACTIVITY	83,317.11	41,872.12	214,473.40	26,813.17	145,904.19	151,886.32	76,143.54	75,742.78
401	AUXILIARY SERVICES	89,080.87	3.54	70,942.62	36,521.60	171,181.30	(11,157.81)	51,808.78	(62,966.59)
467	Student Wellness and Success Fund	144,195.09	0.00	0.00	11,504.05	45,789.64	98,405.45	2,177.18	96,228.27
499	MISCELLANEOUS STATE GRANT FUND	7,523.29	0.00	31,106.70	(281.88)	18,552.09	20,077.90	4,312.28	15,765.62
507	ELEMENTARY AND SECONDARY SCHOOL EMERGENCY RELIEF FUND	(99,059.96)	76,442.86	175,502.82	49,703.79	105,657.97	(29,215.11)	0.00	(29,215.11)
510	CORONA VIRUS RELIEF FUND	(2,575.39)	18,449.94	21,025.33	0.00	0.00	18,449.94	0.00	18,449.94
516	IDEA PART B GRANTS	(46,319.46)	78,652.20	247,597.60	42,484.15	221,930.05	(20,651.91)	67,910.00	(88,561.91)
572	TITLE I DISADVANTAGED CHILDREN	(14,524.59)	20,830.08	72,424.91	18,535.12	76,435.44	(18,535.12)	1,928.12	(20,463.24)
584	DRUG FREE SCHOOL GRANT FUND	0.00	357.37	357.37	238.22	476.48	(119.11)	0.00	(119.11)
587	IDEA PRESCHOOL-HANDICAPPED	(309.00)	4,406.53	4,784.53	2,838.64	5,894.85	(1,419.32)	0.00	(1,419.32)
590	IMPROVING TEACHER QUALITY	(1,870.92)	2,478.43	7,706.02	1,065.38	6,900.48	(1,065.38)	10,035.62	(11,101.00)
599	MISCELLANEOUS FED. GRANT FUND	(250.44)	0.00	0.00	0.00	(250.44)	0.00	0.00	0.00
<b>Grand Total</b>		<b>\$ 48,070,410.34</b>	<b>\$ 3,380,757.01</b>	<b>\$ 30,111,008.61</b>	<b>\$ 7,803,293.62</b>	<b>\$ 29,841,170.48</b>	<b>\$ 48,340,248.47</b>	<b>\$ 26,046,415.76</b>	<b>\$ 22,293,832.71</b>

# Big Walnut Local Schools

## Disbursement Report-All prior to reconcile

Check #	Check Type	Vendor #	Primary Name	Date	Amount	Reconcile Date	Status	Void Date	Type
	0 Electronic	900601	United Health Care Ins.(HRA)	10/11/2021	\$ 182.24		OUTSTANDING		ACCOUNTS_PAYABLE
	0 Electronic	900001	PNC Bank - Visa	10/13/2021	13,796.46		OUTSTANDING		ACCOUNTS_PAYABLE
	0 Check	793193	City Electric Supply Company	10/13/2021	394.46		VOID	10/14/2021	ACCOUNTS_PAYABLE
	0 Electronic			10/15/2021	1,100,140.87		OUTSTANDING		PAYROLL
	0 Electronic	920000	SCHOOL EMPLOYEES	10/19/2021	38,761.18		OUTSTANDING		ACCOUNTS_PAYABLE
	0 Electronic	900500	Payroll Account	10/19/2021	32,624.65		OUTSTANDING		ACCOUNTS_PAYABLE
	0 Electronic	910000	STATE TEACHERS	10/19/2021	115,699.93		OUTSTANDING		ACCOUNTS_PAYABLE
	0 Electronic	900035	ArbiterPay Trust Account	10/22/2021	4,830.00		OUTSTANDING		ACCOUNTS_PAYABLE
	0 Electronic			10/29/2021	1,111,342.04		OUTSTANDING		PAYROLL
	0 Electronic	900500	Payroll Account	10/29/2021	32,769.21		OUTSTANDING		ACCOUNTS_PAYABLE
	0 Electronic	900025	Dearborn Life Insurance Co	10/29/2021	1,508.58		OUTSTANDING		ACCOUNTS_PAYABLE
	0 Electronic	920000	SCHOOL EMPLOYEES	10/29/2021	51,386.82		OUTSTANDING		ACCOUNTS_PAYABLE
	0 Electronic	910000	STATE TEACHERS	10/29/2021	136,358.07		OUTSTANDING		ACCOUNTS_PAYABLE
	0 Electronic	900600	United Health Care Insurance	10/29/2021	545,657.14		OUTSTANDING		ACCOUNTS_PAYABLE
	0 Electronic	900800	Delta Dental Plan of Ohio, Inc	10/29/2021	12,628.79		OUTSTANDING		ACCOUNTS_PAYABLE
125581	Check	177	Scholastic Magazines	10/13/2021	3,049.44		OUTSTANDING		ACCOUNTS_PAYABLE
125582	Check	737	School Health Corporation	10/13/2021	136.07		OUTSTANDING		ACCOUNTS_PAYABLE
125583	Check	1039	Hobart Corporation	10/13/2021	1,490.75		OUTSTANDING		ACCOUNTS_PAYABLE
125584	Check	1046	KE-WA-PA SALES & SERVICE	10/13/2021	1,851.01		OUTSTANDING		ACCOUNTS_PAYABLE
125585	Check	1064	Multi Ventures Limited	10/13/2021	27,372.00		OUTSTANDING		ACCOUNTS_PAYABLE
125586	Check	1115	Del-Co Water Co.	10/13/2021	5,651.25		OUTSTANDING		ACCOUNTS_PAYABLE
125587	Check	1536	Transportation Accessories Co	10/13/2021	171.88		OUTSTANDING		ACCOUNTS_PAYABLE
125588	Check	1557	TruckPro, LLC	10/13/2021	1,733.54		OUTSTANDING		ACCOUNTS_PAYABLE
125589	Check	1576	Pickaway County ESC	10/13/2021	180.00		OUTSTANDING		ACCOUNTS_PAYABLE
125590	Check	2038	Gordon Food Service	10/13/2021	70,298.32		OUTSTANDING		ACCOUNTS_PAYABLE
125591	Check	3036	NASCO	10/13/2021	382.90		OUTSTANDING		ACCOUNTS_PAYABLE

## Big Walnut Local Schools

### Disbursement Report-All prior to reconcile

Check #	Check Type	Vendor #	Primary Name	Date	Amount	Reconcile Date	Status	Void Date	Type
125592	Check	3064	Ward's Science	10/13/2021	\$ 365.55		OUTSTANDING		ACCOUNTS_PAYABLE
125593	Check	3137	Tristar Transportation Co	10/13/2021	17,982.40		OUTSTANDING		ACCOUNTS_PAYABLE
125594	Check	3231	FLINN SCIENTIFIC, INC.	10/13/2021	855.91		OUTSTANDING		ACCOUNTS_PAYABLE
125595	Check	4154	GOPHER SPORT	10/13/2021	147.28		OUTSTANDING		ACCOUNTS_PAYABLE
125596	Check	4290	School Specialty, Inc.	10/13/2021	71.70		OUTSTANDING		ACCOUNTS_PAYABLE
125597	Check	5171	Perma-Bound Books	10/13/2021	123.37		OUTSTANDING		ACCOUNTS_PAYABLE
125598	Check	5183	Apple Computer, Inc.	10/13/2021	118.00		OUTSTANDING		ACCOUNTS_PAYABLE
125599	Check	5237	ESC of Central Ohio	10/13/2021	25,033.80		OUTSTANDING		ACCOUNTS_PAYABLE
125600	Check	5534	META - Marion Office	10/13/2021	9,903.54		OUTSTANDING		ACCOUNTS_PAYABLE
125601	Check	5667	OASBO - Ohio Assoc. of School	10/13/2021	100.00		OUTSTANDING		ACCOUNTS_PAYABLE
125602	Check	5830	Lakeshore Learning Materials	10/13/2021	186.97		OUTSTANDING		ACCOUNTS_PAYABLE
125603	Check	6335	Verizon Wireless	10/13/2021	376.15		OUTSTANDING		ACCOUNTS_PAYABLE
125604	Check	6471	Cardinal Bus Sales &	10/13/2021	844.37		OUTSTANDING		ACCOUNTS_PAYABLE
125605	Check	6894	Cox, Matthew J.	10/13/2021	22.68		OUTSTANDING		ACCOUNTS_PAYABLE
125606	Check	7028	Thomas Worthington High School	10/13/2021	300.00		OUTSTANDING		ACCOUNTS_PAYABLE
125607	Check	7391	OCLRE	10/13/2021	165.00		OUTSTANDING		ACCOUNTS_PAYABLE
125608	Check	7852	Really Good Stuff, LLC	10/13/2021	408.19		OUTSTANDING		ACCOUNTS_PAYABLE
125609	Check	8248	Dawson, Katherine	10/13/2021	95.00		OUTSTANDING		ACCOUNTS_PAYABLE
125610	Check	8551	Professional Binding Products	10/13/2021	508.80		OUTSTANDING		ACCOUNTS_PAYABLE
125611	Check	8898	Office Depot Dept #34063345	10/13/2021	2,535.58		OUTSTANDING		ACCOUNTS_PAYABLE
125612	Check	70182	WORTHINGTON DIRECT	10/13/2021	227.94		OUTSTANDING		ACCOUNTS_PAYABLE
125613	Check	70203	Music & Arts Center	10/13/2021	1,473.28		OUTSTANDING		ACCOUNTS_PAYABLE
125614	Check	75214	Pizza Hut	10/13/2021	2,100.00		OUTSTANDING		ACCOUNTS_PAYABLE
125615	Check	711170	Heavy Duty Service	10/13/2021	350.00		OUTSTANDING		ACCOUNTS_PAYABLE

## Big Walnut Local Schools

### Disbursement Report-All prior to reconcile

Check #	Check Type	Vendor #	Primary Name	Date	Amount	Reconcile Date	Status	Void Date	Type
125616	Check	723802	E A I Education	10/13/2021	\$ 15.95		OUTSTANDING		ACCOUNTS_PAYABLE
125617	Check	789620	Buckeye Bleacher Repair, Inc	10/13/2021	3,100.00		OUTSTANDING		ACCOUNTS_PAYABLE
125618	Check	789765	Kimball Midwest	10/13/2021	134.52		OUTSTANDING		ACCOUNTS_PAYABLE
125619	Check	789799	Adams, Michael	10/13/2021	95.00		OUTSTANDING		ACCOUNTS_PAYABLE
125620	Check	789907	Kim Hoessly Piano Tuning	10/13/2021	200.00		OUTSTANDING		ACCOUNTS_PAYABLE
125621	Check	790326	Friends Office	10/13/2021	275.27		OUTSTANDING		ACCOUNTS_PAYABLE
125622	Check	790367	Strategic Management Solutions	10/13/2021	7,960.88		OUTSTANDING		ACCOUNTS_PAYABLE
125623	Check	790397	Big Walnut Girls Basketball	10/13/2021	900.00		OUTSTANDING		ACCOUNTS_PAYABLE
125624	Check	790561	NASSP	10/13/2021	385.00		OUTSTANDING		ACCOUNTS_PAYABLE
125625	Check	790835	COLUMBUS PERCUSSION	10/13/2021	351.73		OUTSTANDING		ACCOUNTS_PAYABLE
125626	Check	791262	Blick Art Materials	10/13/2021	2,427.71		OUTSTANDING		ACCOUNTS_PAYABLE
125627	Check	791495	Professional Speech Services	10/13/2021	46,170.00		OUTSTANDING		ACCOUNTS_PAYABLE
125628	Check	791604	Collett, Jeanne	10/13/2021	36.96		OUTSTANDING		ACCOUNTS_PAYABLE
125629	Check	792107	Great America Leasing Corp	10/13/2021	784.17		OUTSTANDING		ACCOUNTS_PAYABLE
125630	Check	792286	Britenstine Environmental	10/13/2021	968.45		OUTSTANDING		ACCOUNTS_PAYABLE
125631	Check	792344	Learning A-Z	10/13/2021	756.00		OUTSTANDING		ACCOUNTS_PAYABLE
125632	Check	792393	State Security, LLC	10/13/2021	3,430.00		OUTSTANDING		ACCOUNTS_PAYABLE
125633	Check	792443	Batteries Plus	10/13/2021	229.92		OUTSTANDING		ACCOUNTS_PAYABLE
125634	Check	792556	Consolidated Electric Coop Inc	10/13/2021	41,327.69		OUTSTANDING		ACCOUNTS_PAYABLE
125635	Check	792580	Select Fire Protection LLC	10/13/2021	2,225.00		OUTSTANDING		ACCOUNTS_PAYABLE
125636	Check	792640	Beem's BP Distributing, Inc.	10/13/2021	23,516.13		OUTSTANDING		ACCOUNTS_PAYABLE
125637	Check	792938	Voss Bros. Sales & Rental	10/13/2021	25.90		OUTSTANDING		ACCOUNTS_PAYABLE
125638	Check	793002	Ace Hardware	10/13/2021	15.18		OUTSTANDING		ACCOUNTS_PAYABLE
125639	Check	793023	Phonak, LLC	10/13/2021	178.99		OUTSTANDING		ACCOUNTS_PAYABLE
125640	Check	793094	Johnson-Stuber,	10/13/2021	23.07		OUTSTANDING		ACCOUNTS_PAYABLE

# **Big Walnut Local Schools** **Disbursement Report-All prior to reconcile**

Check #	Check Type	Vendor #	Primary Name	Date	Amount	Reconcile Date	Status	Void Date	Type
125641	Check	793254	Christie Eugene A. Guglielmi	10/13/2021	\$ 560.00		OUTSTANDING		BLE ACCOUNTS_PAYA
125642	Check	793465	Unifirst Corporation	10/13/2021	113.86		OUTSTANDING		BLE ACCOUNTS_PAYA
125643	Check	793649	Franklin Computer Srvs Group	10/13/2021	22,840.34		VOID	10/14/2021	BLE ACCOUNTS_PAYA
125644	Check	793710	Rush Truck Centers of Ohio, Inc.	10/13/2021	399.32		OUTSTANDING		BLE ACCOUNTS_PAYA
125645	Check	793738	Washington Auto Parts Inc.	10/13/2021	471.66		OUTSTANDING		BLE ACCOUNTS_PAYA
125646	Check	793799	Extra Packaging, Corp.	10/13/2021	675.00		OUTSTANDING		BLE ACCOUNTS_PAYA
125647	Check	793894	United Dairy, Inc.	10/13/2021	13,769.66		OUTSTANDING		BLE ACCOUNTS_PAYA
125648	Check	793955	Franklin Art Glass Studios Inc	10/13/2021	214.06		OUTSTANDING		BLE ACCOUNTS_PAYA
125649	Check	793975	Haer, Jennilyn	10/13/2021	22.35		OUTSTANDING		BLE ACCOUNTS_PAYA
125650	Check	794068	Roger E. Howard	10/13/2021	9,811.11		OUTSTANDING		BLE ACCOUNTS_PAYA
125651	Check	794306	Otterbein University	10/13/2021	1,063.75		OUTSTANDING		BLE ACCOUNTS_PAYA
125652	Check	794517	Explain My Benefits, LLC	10/13/2021	1,832.25		OUTSTANDING		BLE ACCOUNTS_PAYA
125653	Check	794556	Boundless Behavioral HealthInc	10/13/2021	5,397.00		OUTSTANDING		BLE ACCOUNTS_PAYA
125654	Check	794617	Vituccio, Meghan	10/13/2021	14.56		OUTSTANDING		BLE ACCOUNTS_PAYA
125655	Check	794689	Brown Supply Co.	10/13/2021	2,824.59		OUTSTANDING		BLE ACCOUNTS_PAYA
125656	Check	794833	Asset Genie, Inc.	10/13/2021	0.00		OUTSTANDING		BLE ACCOUNTS_PAYA
125657	Check	794884	ASCD - Assoc for Supervision &	10/13/2021	1,121.00		OUTSTANDING		BLE ACCOUNTS_PAYA
125658	Check	794925	Achieve3000,Inc.	10/13/2021	4,326.00		OUTSTANDING		BLE ACCOUNTS_PAYA
125659	Check	795078	Barnes & Noble College	10/13/2021	84.67		OUTSTANDING		BLE ACCOUNTS_PAYA
125660	Check	795116	R & R Services Plus LLC	10/13/2021	1,100.00		OUTSTANDING		BLE ACCOUNTS_PAYA
125661	Check	795140	Division 7 Roofing	10/13/2021	370.00		OUTSTANDING		BLE ACCOUNTS_PAYA
125662	Check	795250	AEP - Pole Rental only	10/13/2021	834.33		OUTSTANDING		BLE ACCOUNTS_PAYA
125663	Check	795283	PaySchools	10/13/2021	8,430.00		OUTSTANDING		BLE ACCOUNTS_PAYA

## Big Walnut Local Schools

### Disbursement Report-All prior to reconcile

Check #	Check Type	Vendor #	Primary Name	Date	Amount	Reconcile Date	Status	Void Date	Type
125664	Check	795321	Sunbelt Rentals, Inc.	10/13/2021	\$ 360.32		OUTSTANDING		ACCOUNTS_PAYABLE
125665	Check	795339	Whiteside, Justin	10/13/2021	114.00		OUTSTANDING		ACCOUNTS_PAYABLE
125666	Check	795379	Waterlogic USA Inc.	10/13/2021	351.77		OUTSTANDING		ACCOUNTS_PAYABLE
125667	Check	795449	J & J Enterprises-Westerville	10/13/2021	50.21		OUTSTANDING		ACCOUNTS_PAYABLE
125668	Check	795502	VEX Robotics, Inc.	10/13/2021	152.66		OUTSTANDING		ACCOUNTS_PAYABLE
125669	Check	795548	Reach Educational Services	10/13/2021	6,426.00		OUTSTANDING		ACCOUNTS_PAYABLE
125670	Check	795553	Background Investigation Bureau	10/13/2021	505.75		OUTSTANDING		ACCOUNTS_PAYABLE
125671	Check	795558	Language Line Services, Inc.	10/13/2021	45.17		OUTSTANDING		ACCOUNTS_PAYABLE
125672	Check	795601	Fisher, Ashley	10/13/2021	17.12		OUTSTANDING		ACCOUNTS_PAYABLE
125673	Check	795654	Mark Cantrell Plumbing	10/13/2021	6,398.00		OUTSTANDING		ACCOUNTS_PAYABLE
125674	Check	795667	Flourish Integrated Therapy, LLC	10/13/2021	500.00		OUTSTANDING		ACCOUNTS_PAYABLE
125675	Check	795712	Hard Eight LLC	10/13/2021	1,635.00		OUTSTANDING		ACCOUNTS_PAYABLE
125676	Check	795723	Thoughtful Learning	10/13/2021	1,630.90		OUTSTANDING		ACCOUNTS_PAYABLE
125677	Check	795857	Plummer, Justin A	10/13/2021	59.81		OUTSTANDING		ACCOUNTS_PAYABLE
125678	Check	795892	Sharron Group, Inc. DBA: Buckeye Western Star	10/13/2021	617.64		OUTSTANDING		ACCOUNTS_PAYABLE
125679	Check	795902	Concord Theatricals Corp	10/13/2021	420.00		VOID	10/28/2021	ACCOUNTS_PAYABLE
125680	Check	991478	Holden II, George S.	10/13/2021	228.00		OUTSTANDING		ACCOUNTS_PAYABLE
125681	Check	991538	TP Mechanical Contractors, Inc.	10/13/2021	2,990.00		OUTSTANDING		ACCOUNTS_PAYABLE
125682	Check	991547	The K Company, Inc.	10/13/2021	1,580.00		OUTSTANDING		ACCOUNTS_PAYABLE
125683	Check	991658	Chardon Laboratories, Inc.	10/13/2021	665.00		OUTSTANDING		ACCOUNTS_PAYABLE
125684	Check	991660	ATECH FIRE SERVICES	10/13/2021	395.00		OUTSTANDING		ACCOUNTS_PAYABLE
125685	Check	991682	Anderson, Alexandra	10/13/2021	44.02		OUTSTANDING		ACCOUNTS_PAYABLE
125686	Check	991689	Laubacher, Morgan J	10/13/2021	114.00		OUTSTANDING		ACCOUNTS_PAYABLE
125687	Check	991690	Clark, Alyssa	10/13/2021	83.27		OUTSTANDING		ACCOUNTS_PAYABLE



## Big Walnut Local Schools

### Disbursement Report-All prior to reconcile

Check #	Check Type	Vendor #	Primary Name	Date	Amount	Reconcile Date	Status	Void Date	Type
125688	Check	991696	Smith, Robert W.	10/13/2021	\$ 3,378.99		OUTSTANDING		BLE ACCOUNTS_PAYA
125689	Check	793649	Franklin Computer Srvs Group	10/14/2021	19,027.34		OUTSTANDING		BLE ACCOUNTS_PAYA
125690	Check	132	Wolf, Mary B.	10/21/2021	90.00		OUTSTANDING		BLE ACCOUNTS_PAYA
125691	Check	177	Scholastic Magazines	10/21/2021	141.50		OUTSTANDING		BLE ACCOUNTS_PAYA
125692	Check	753	Bent Tree Golf Club	10/21/2021	810.00		OUTSTANDING		BLE ACCOUNTS_PAYA
125693	Check	1046	KE-WA-PA SALES & SERVICE	10/21/2021	511.36		OUTSTANDING		BLE ACCOUNTS_PAYA
125694	Check	2038	Gordon Food Service	10/21/2021	14,567.17		OUTSTANDING		BLE ACCOUNTS_PAYA
125695	Check	2502	VILLAGE OF SUNBURY	10/21/2021	7,267.08		OUTSTANDING		BLE ACCOUNTS_PAYA
125696	Check	2503	Columbia Gas Of Ohio	10/21/2021	2,969.30		OUTSTANDING		BLE ACCOUNTS_PAYA
125697	Check	3036	NASCO	10/21/2021	420.40		OUTSTANDING		BLE ACCOUNTS_PAYA
125698	Check	3137	Tristar Transportation Co	10/21/2021	8,519.38		OUTSTANDING		BLE ACCOUNTS_PAYA
125699	Check	4154	GOPHER SPORT	10/21/2021	179.35		OUTSTANDING		BLE ACCOUNTS_PAYA
125700	Check	5237	ESC of Central Ohio	10/21/2021	101.20		OUTSTANDING		BLE ACCOUNTS_PAYA
125701	Check	5667	OASBO - Ohio Assoc. of School	10/21/2021	100.00		OUTSTANDING		BLE ACCOUNTS_PAYA
125702	Check	6083	Ohio School Bus Mechanics	10/21/2021	430.00		OUTSTANDING		BLE ACCOUNTS_PAYA
125703	Check	6457	Delaware County Sheriff's Offc	10/21/2021	4,971.58		OUTSTANDING		BLE ACCOUNTS_PAYA
125704	Check	6550	Central Restaurant Products	10/21/2021	6,575.00		OUTSTANDING		BLE ACCOUNTS_PAYA
125705	Check	6562	ROYAL AMERICAN LINKS	10/21/2021	405.00		OUTSTANDING		BLE ACCOUNTS_PAYA
125706	Check	7256	OATCCC	10/21/2021	50.00		OUTSTANDING		BLE ACCOUNTS_PAYA
125707	Check	8898	Office Depot Dept #34063345	10/21/2021	914.16		OUTSTANDING		BLE ACCOUNTS_PAYA
125708	Check	70203	Music & Arts Center	10/21/2021	835.95		OUTSTANDING		BLE ACCOUNTS_PAYA
125709	Check	70914	MEDCO Sports Medicine	10/21/2021	64.56		OUTSTANDING		BLE ACCOUNTS_PAYA
125710	Check	725013	Inscho, Diana	10/21/2021	71.10		OUTSTANDING		BLE ACCOUNTS_PAYA

## Big Walnut Local Schools

### Disbursement Report-All prior to reconcile

Check #	Check Type	Vendor #	Primary Name	Date	Amount	Reconcile Date	Status	Void Date	Type
125711	Check	732581	Galapagos; dba Sportdecals, Inc.	10/21/2021	\$ 828.80		OUTSTANDING		ACCOUNTS_PAYABLE
125712	Check	789683	Hay, Melissa	10/21/2021	300.00		OUTSTANDING		ACCOUNTS_PAYABLE
125713	Check	789712	Leinweber, Nicole	10/21/2021	137.59		OUTSTANDING		ACCOUNTS_PAYABLE
125714	Check	789786	McDonough, Christina	10/21/2021	187.50		OUTSTANDING		ACCOUNTS_PAYABLE
125715	Check	790101	MEAD, MARK	10/21/2021	247.00		OUTSTANDING		ACCOUNTS_PAYABLE
125716	Check	790326	Friends Office	10/21/2021	209.48		OUTSTANDING		ACCOUNTS_PAYABLE
125717	Check	790712	McGann, Michael	10/21/2021	375.00		OUTSTANDING		ACCOUNTS_PAYABLE
125718	Check	790888	Matt Ryan Mobile DJ	10/21/2021	375.00		OUTSTANDING		ACCOUNTS_PAYABLE
125719	Check	791051	Auditor of State	10/21/2021	5,641.00		OUTSTANDING		ACCOUNTS_PAYABLE
125720	Check	792275	FRANK, ALAN	10/21/2021	119.84		OUTSTANDING		ACCOUNTS_PAYABLE
125721	Check	792393	State Security, LLC	10/21/2021	1,620.50		OUTSTANDING		ACCOUNTS_PAYABLE
125722	Check	792834	Graven, Katherine	10/21/2021	705.00		OUTSTANDING		ACCOUNTS_PAYABLE
125723	Check	792842	Erjavec, Erin	10/21/2021	352.50		OUTSTANDING		ACCOUNTS_PAYABLE
125724	Check	792938	Voss Bros. Sales & Rental	10/21/2021	209.06		OUTSTANDING		ACCOUNTS_PAYABLE
125725	Check	793117	Meacham, Christopher Allen	10/21/2021	247.00		OUTSTANDING		ACCOUNTS_PAYABLE
125726	Check	793450	Longshore, Ashley	10/21/2021	148.50		OUTSTANDING		ACCOUNTS_PAYABLE
125727	Check	793894	United Dairy, Inc.	10/21/2021	2,675.66		OUTSTANDING		ACCOUNTS_PAYABLE
125728	Check	793975	Haer, Jennilyn	10/21/2021	739.50		OUTSTANDING		ACCOUNTS_PAYABLE
125729	Check	794054	Pentello, Kelly	10/21/2021	862.50		OUTSTANDING		ACCOUNTS_PAYABLE
125730	Check	794055	Zirillo, Beth	10/21/2021	445.50		OUTSTANDING		ACCOUNTS_PAYABLE
125731	Check	794374	Boehm, Dawn	10/21/2021	30.63		OUTSTANDING		ACCOUNTS_PAYABLE
125732	Check	794438	Depugh, Kaitlyn N.	10/21/2021	570.00		OUTSTANDING		ACCOUNTS_PAYABLE
125733	Check	794496	Nigl, Casandra	10/21/2021	832.50		OUTSTANDING		ACCOUNTS_PAYABLE
125734	Check	795030	TWHS Bowling Club	10/21/2021	250.00		OUTSTANDING		ACCOUNTS_PAYABLE
125735	Check	795116	R & R Services Plus LLC	10/21/2021	925.00		OUTSTANDING		ACCOUNTS_PAYABLE

## Big Walnut Local Schools

### Disbursement Report-All prior to reconcile

Check #	Check Type	Vendor #	Primary Name	Date	Amount	Reconcile Date	Status	Void Date	Type
125736	Check	795117	CenturyLink - Pole Rental only	10/21/2021	\$ 360.00		OUTSTANDING		ACCOUNTS_PAYABLE
125737	Check	795181	Time Warner/Spectrum Enterpris	10/21/2021	571.27		OUTSTANDING		ACCOUNTS_PAYABLE
125738	Check	795220	PDQ.COM Corporation	10/21/2021	900.00		OUTSTANDING		ACCOUNTS_PAYABLE
125739	Check	795277	Ainsworth, Jenny A	10/21/2021	187.50		OUTSTANDING		ACCOUNTS_PAYABLE
125740	Check	795298	Big Walnut Apparel	10/21/2021	483.00		OUTSTANDING		ACCOUNTS_PAYABLE
125741	Check	795317	Mahle, Heather	10/21/2021	250.00		OUTSTANDING		ACCOUNTS_PAYABLE
125742	Check	795337	Multi-Health Systems, Inc.	10/21/2021	240.00		OUTSTANDING		ACCOUNTS_PAYABLE
125743	Check	795339	Whiteside, Justin	10/21/2021	484.50		OUTSTANDING		ACCOUNTS_PAYABLE
125744	Check	795449	J & J Enterprises-Westerville	10/21/2021	177.83		OUTSTANDING		ACCOUNTS_PAYABLE
125745	Check	795468	Rowe, Kelly	10/21/2021	1,182.50		OUTSTANDING		ACCOUNTS_PAYABLE
125746	Check	795493	Snyder, David	10/21/2021	135.00		OUTSTANDING		ACCOUNTS_PAYABLE
125747	Check	795553	Background Investigation Bureau	10/21/2021	505.75		OUTSTANDING		ACCOUNTS_PAYABLE
125748	Check	795712	Hard Eight LLC	10/21/2021	1,985.00		OUTSTANDING		ACCOUNTS_PAYABLE
125749	Check	795807	DeLoss, Lindsey	10/21/2021	855.00		OUTSTANDING		ACCOUNTS_PAYABLE
125750	Check	795823	Hutras, Jennifer	10/21/2021	555.00		OUTSTANDING		ACCOUNTS_PAYABLE
125751	Check	795824	Wood, DeAnne	10/21/2021	550.00		OUTSTANDING		ACCOUNTS_PAYABLE
125752	Check	795866	Mount Vernon Nazarene	10/21/2021	200.00		OUTSTANDING		ACCOUNTS_PAYABLE
125753	Check	795897	Segars, Beverly	10/21/2021	229.50		OUTSTANDING		ACCOUNTS_PAYABLE
125754	Check	991478	Holden II, George S.	10/21/2021	361.00		OUTSTANDING		ACCOUNTS_PAYABLE
125755	Check	991500	Price, Sarah	10/21/2021	2,672.40		OUTSTANDING		ACCOUNTS_PAYABLE
125756	Check	991545	Conte, Hannah	10/21/2021	2,979.00		OUTSTANDING		ACCOUNTS_PAYABLE
125757	Check	991585	Sedgwick Claim Management Services, Inc.	10/21/2021	1,710.00		OUTSTANDING		ACCOUNTS_PAYABLE
125758	Check	991607	Haskins, Christina	10/21/2021	19.88		OUTSTANDING		ACCOUNTS_PAYABLE
125759	Check	991615	Smith,	10/21/2021	247.00		OUTSTANDING		ACCOUNTS_PAYABLE

## Big Walnut Local Schools

### Disbursement Report-All prior to reconcile

Check #	Check Type	Vendor #	Primary Name	Date	Amount	Reconcile Date	Status	Void Date	Type
125760 Check		991667	Christopher L. Plemmons, Cailey	10/21/2021	\$ 1,745.01		OUTSTANDING		BLE ACCOUNTS_PAYA
125761 Check		991689	Laubacher, Morgan J	10/21/2021	114.00		OUTSTANDING		BLE ACCOUNTS_PAYA
125762 Check		991706	International Dental Supply	10/21/2021	1,174.00		OUTSTANDING		BLE ACCOUNTS_PAYA
125763 Check		991710	Monarch Athletic Association	10/21/2021	50.00		OUTSTANDING		BLE ACCOUNTS_PAYA
125764 Check		991713	Michigan Playgrounds LLC	10/21/2021	1,693.40		OUTSTANDING		BLE ACCOUNTS_PAYA
125765 Check		791051	Auditor of State	10/22/2021	7,072.50		OUTSTANDING		BLE ACCOUNTS_PAYA
125766 Check		795555	Gilbane Building Company	10/27/2021	3,571,750.67		OUTSTANDING		BLE ACCOUNTS_PAYA
125767 Check		122	Lieurance, Margaret A	10/28/2021	15.12		OUTSTANDING		BLE ACCOUNTS_PAYA
125768 Check		703	Pepsi Cola Bottling Co	10/28/2021	64.20		OUTSTANDING		BLE ACCOUNTS_PAYA
125769 Check		1008	Rumpke of Ohio, Inc.	10/28/2021	4,012.23		OUTSTANDING		BLE ACCOUNTS_PAYA
125770 Check		1046	KE-WA-PA SALES & SERVICE	10/28/2021	151.44		OUTSTANDING		BLE ACCOUNTS_PAYA
125771 Check		1115	Del-Co Water Co.	10/28/2021	264.16		OUTSTANDING		BLE ACCOUNTS_PAYA
125772 Check		2038	Gordon Food Service	10/28/2021	6,236.13		OUTSTANDING		BLE ACCOUNTS_PAYA
125773 Check		2503	Columbia Gas Of Ohio	10/28/2021	44.22		OUTSTANDING		BLE ACCOUNTS_PAYA
125774 Check		3036	NASCO	10/28/2021	43.43		OUTSTANDING		BLE ACCOUNTS_PAYA
125775 Check		3058	Stanton's Sheet Music, Inc.	10/28/2021	86.95		OUTSTANDING		BLE ACCOUNTS_PAYA
125776 Check		4290	School Specialty, Inc.	10/28/2021	266.46		OUTSTANDING		BLE ACCOUNTS_PAYA
125777 Check		5237	ESC of Central Ohio	10/28/2021	27,306.82		OUTSTANDING		BLE ACCOUNTS_PAYA
125778 Check		5831	STERLING PAPER COMPANY	10/28/2021	854.39		OUTSTANDING		BLE ACCOUNTS_PAYA
125779 Check		6615	J & J Carpets	10/28/2021	1,950.00		OUTSTANDING		BLE ACCOUNTS_PAYA
125780 Check		6644	Blocher, Katherine	10/28/2021	5.32		OUTSTANDING		BLE ACCOUNTS_PAYA
125781 Check		7798	Ohio Capital Conference - HS	10/28/2021	253.00		OUTSTANDING		BLE ACCOUNTS_PAYA
125782 Check		8898	Office Depot Dept #34063345	10/28/2021	81.40		OUTSTANDING		BLE ACCOUNTS_PAYA
125783 Check		723780	Direct Energy Business, LLC	10/28/2021	3,430.89		OUTSTANDING		BLE ACCOUNTS_PAYA
125784 Check		725009	EPS-School	10/28/2021	103.49		OUTSTANDING		ACCOUNTS_PAYA

## Big Walnut Local Schools

### Disbursement Report-All prior to reconcile

Check #	Check Type	Vendor #	Primary Name	Date	Amount	Reconcile Date	Status	Void Date	Type
125785	Check	789683	Speciality Literacy Hay, Melissa	10/28/2021	\$ 300.00		OUTSTANDING		BLE ACCOUNTS_PAYA
125786	Check	790290	Cannell, Lesley Ann	10/28/2021	99.50		OUTSTANDING		BLE ACCOUNTS_PAYA
125787	Check	790326	Friends Office	10/28/2021	66.07		OUTSTANDING		BLE ACCOUNTS_PAYA
125788	Check	790734	Easton Telecom Services, LLC	10/28/2021	1,213.59		OUTSTANDING		BLE ACCOUNTS_PAYA
125789	Check	791693	Ohio BCI & I	10/28/2021	803.25		OUTSTANDING		BLE ACCOUNTS_PAYA
125790	Check	792556	Consolidated Electric Coop Inc	10/28/2021	1,800.00		VOID	10/28/2021	BLE ACCOUNTS_PAYA
125791	Check	792640	Beem's BP Distributing, Inc.	10/28/2021	576.37		OUTSTANDING		BLE ACCOUNTS_PAYA
125792	Check	793254	Eugene A. Guglielmi	10/28/2021	410.00		OUTSTANDING		BLE ACCOUNTS_PAYA
125793	Check	794585	Guitar Center, Inc.	10/28/2021	1,293.42		OUTSTANDING		BLE ACCOUNTS_PAYA
125794	Check	795283	PaySchools	10/28/2021	205.81		OUTSTANDING		BLE ACCOUNTS_PAYA
125795	Check	795298	Big Walnut Apparel	10/28/2021	7,991.00		OUTSTANDING		BLE ACCOUNTS_PAYA
125796	Check	795326	Vasu Communications, Inc.	10/28/2021	928.00		OUTSTANDING		BLE ACCOUNTS_PAYA
125797	Check	795436	PM Graphics Inc.	10/28/2021	1,540.33		OUTSTANDING		BLE ACCOUNTS_PAYA
125798	Check	795600	Lee, Christopher A	10/28/2021	55.97		OUTSTANDING		BLE ACCOUNTS_PAYA
125799	Check	795685	US Bank National Association	10/28/2021	9,245.92		OUTSTANDING		BLE ACCOUNTS_PAYA
125800	Check	795811	Westervelt, Ashleigh	10/28/2021	51.54		OUTSTANDING		BLE ACCOUNTS_PAYA
125801	Check	795823	Hutras, Jennifer	10/28/2021	277.50		OUTSTANDING		BLE ACCOUNTS_PAYA
125802	Check	795824	Wood, DeAnne	10/28/2021	145.54		OUTSTANDING		BLE ACCOUNTS_PAYA
125803	Check	991679	Yano, Mykaela A	10/28/2021	1,000.00		OUTSTANDING		BLE ACCOUNTS_PAYA
125804	Check	991696	Smith, Robert W.	10/28/2021	2,294.96		OUTSTANDING		BLE ACCOUNTS_PAYA
125805	Check	991714	Delaware Golf Club LLC	10/28/2021	312.00		OUTSTANDING		BLE ACCOUNTS_PAYA
125806	Check	991716	Blair, Emma Sue	10/28/2021	1,000.00		OUTSTANDING		BLE ACCOUNTS_PAYA
125807	Check	792556	Consolidated Electric Coop Inc	10/28/2021	900.00		OUTSTANDING		BLE ACCOUNTS_PAYA
125808	Check	1008	Rumpke of Ohio, Inc.	10/29/2021	4,012.23		OUTSTANDING		BLE ACCOUNTS_PAYA

## Big Walnut Local Schools

### Disbursement Report-All prior to reconcile

Check #	Check Type	Vendor #	Primary Name	Date	Amount	Reconcile Date	Status	Void Date	Type
125809	Check	2504	American Electric	10/29/2021	\$ 42,509.96		OUTSTANDING		ACCOUNTS_PAYABLE
125810	Check	4290	School Specialty, Inc.	10/29/2021	825.43		OUTSTANDING		ACCOUNTS_PAYABLE
125811	Check	5264	Ohio Department Of Commerce	10/29/2021	68.25		OUTSTANDING		ACCOUNTS_PAYABLE
125812	Check	5725	BRICKER & ECKLER LLP	10/29/2021	219.00		OUTSTANDING		ACCOUNTS_PAYABLE
125813	Check	6457	Delaware County Sheriff's Offc	10/29/2021	135.00		OUTSTANDING		ACCOUNTS_PAYABLE
125814	Check	6475	Parallel Technologies Inc.	10/29/2021	385.00		OUTSTANDING		ACCOUNTS_PAYABLE
125815	Check	7834	MT. VERNON HIGH SCHOOL	10/29/2021	175.00		OUTSTANDING		ACCOUNTS_PAYABLE
125816	Check	72155	HANNA, RONALD	10/29/2021	95.00		OUTSTANDING		ACCOUNTS_PAYABLE
125817	Check	75214	Pizza Hut	10/29/2021	133.00		OUTSTANDING		ACCOUNTS_PAYABLE
125818	Check	711070	Barnes & Noble	10/29/2021	1,662.01		OUTSTANDING		ACCOUNTS_PAYABLE
125819	Check	791406	Cengage Learning - NGL	10/29/2021	100.52		OUTSTANDING		ACCOUNTS_PAYABLE
125820	Check	792393	State Security, LLC	10/29/2021	1,123.00		OUTSTANDING		ACCOUNTS_PAYABLE
125821	Check	793193	City Electric Supply Company	10/29/2021	394.46		OUTSTANDING		ACCOUNTS_PAYABLE
125822	Check	794032	IPEVO, Inc.	10/29/2021	318.18		OUTSTANDING		ACCOUNTS_PAYABLE
125823	Check	794540	Rainbow Resource Center, Inc.	10/29/2021	239.76		OUTSTANDING		ACCOUNTS_PAYABLE
125824	Check	794718	Bowman, Matthew	10/29/2021	114.00		OUTSTANDING		ACCOUNTS_PAYABLE
125825	Check	795038	Columbus State Community	10/29/2021	611.14		OUTSTANDING		ACCOUNTS_PAYABLE
125826	Check	795339	Whiteside, Justin	10/29/2021	114.00		OUTSTANDING		ACCOUNTS_PAYABLE
125827	Check	795393	Reida, Teresa	10/29/2021	91.40		OUTSTANDING		ACCOUNTS_PAYABLE
125828	Check	991442	Wrinkle, Chazity	10/29/2021	13.34		OUTSTANDING		ACCOUNTS_PAYABLE
125829	Check	991553	JL Dimel LLC	10/29/2021	1,025.00		OUTSTANDING		ACCOUNTS_PAYABLE
125830	Check	991630	Garland/DBS, Inc.	10/29/2021	197,714.41		OUTSTANDING		ACCOUNTS_PAYABLE
125831	Check	991711	Ritter, Jennifer	10/29/2021	21.73		OUTSTANDING		ACCOUNTS_PAYABLE
125832	Check	7804	BIG WALNUT ATHLETIC BOOSTERS	10/31/2021	60.00		OUTSTANDING		REFUND
125833	Check	794092	Mukisa, Tabitha	10/31/2021	313.06		OUTSTANDING		REFUND

Big Walnut Local Schools  
Disbursement Report-All prior to reconcile

Check #	Check Type	Vendor #	Primary Name	Date	Amount	Reconcile Date	Status	Void Date	Type
125834	Check	795283	PaySchools	10/31/2021	\$ 903.45		OUTSTANDING		REFUND
125835	Check	991719	Davis, Melissa	10/31/2021	97.50		OUTSTANDING		REFUND
125836	Check	991720	Adams, Julie	10/31/2021	185.00		OUTSTANDING		REFUND
125837	Check	991721	Bender, Abby	10/31/2021	455.00		OUTSTANDING		REFUND
Grand Total					\$ 7,636,557.22				



**BIG WALNUT** | **INSPIRE**  
**LOCAL SCHOOLS** | **& GUIDE**

---

---

COMPARISON OF FISCAL YEAR 2023 YTD  
APPROPRIATIONS WITH FISCAL YTD ACTUAL -  
ALL FUNDS (EXCLUDING GENERAL FUND)

AND

INVESTMENT REPORT FOR ALL FUNDS

---

---



**Comparison of Fiscal Year 2023 YTD Appropriations with Fiscal Year YTD Actual Expenditures - All Funds**

	<b>BOE Approved Appropriation</b>	<b>Prior FY Encumbrance</b>	<b>FYTD Expendable</b>	<b>FYTD Expenditures</b>	<b>Current Encumbrances</b>	<b>Unencumbered Balance</b>	<b>Unencumbered Percent</b>
001 - GENERAL FUND	48,532,479	675,718	49,208,197	15,967,973	3,161,707	30,078,516	61%
002 - BOND RETIREMENT	8,935,502	-	8,935,502	50,915	8,807,402	77,186	1%
003 - PERMANENT IMPROVEMENT	2,249,935	824,611	3,074,546	1,327,574	267,217	1,479,755	48%
004 - BUILDING IMPROVEMENT	727,000	5,293,810	6,020,810	2,121,359	3,358,665	540,786	9%
006 - FOOD SERVICE	1,973,595	18,101	1,991,696	512,534	380,999	1,098,162	55%
014 - ROTARY-INTERNAL SERVICES	21,936	-	21,936	722	20,606	607	3%
018 - PUBLIC SCHOOL SUPPORT	98,050	5,043	103,093	19,231	25,011	58,850	57%
019 - OTHER GRANT	6,921	-	6,921	814	5,213	894	13%
022 - DISTRICT AGENCY	227,473	2,149	229,622	134,611	10,530	84,481	37%
070 - CAPITAL PROJECTS	74,000	30,984	104,984	32,908	18,699	53,378	51%
200 - STUDENT MANAGED ACTIVITY	102,269	26,166	128,435	27,304	97,562	3,569	3%
300 - DISTRICT MANAGED STUDENT ACTIVITY	298,497	6,036	304,533	209,873	124,654	(29,994)	-10%
401 - AUXILLIARY SERVICES	417,807	20,972	438,779	156,944	78,007	203,829	46%
451 - DATA COMMUNICATION FUND	12,600	-	12,600	-	-	12,600	100%
467 - STUDENT WELLNESS AND SUCCESS	3,025	-	3,025	467	2,558	-	0%
499 - MISCELLANEOUS STATE GRANT FUND	21,002	21,335	42,337	3,675	11,032	27,630	65%
507 - ESSER FUND	2,627,545	-	2,627,545	514,327	114,610	1,998,609	0%
516 - IDEA PART-B GRANT	1,283,202	36,770	1,319,972	272,289	89,060	958,624	73%
551 LIMITED ENGLISH PROFICIENCY	7,662	-	7,662	-	-	7,662	100%
572 - TITLE I	211,539	5,983	217,522	70,311	-	147,211	68%
584 - TITLE IV ACADEMIC ENRICHMENT	31,906	-	31,906	9,191	-	22,715	71%
587 - EARLY CHILDHOOD SPECIAL EDUCATION GRANT	25,548	-	25,548	5,909	-	19,638	77%
590 - TITLE II-A IMPROVING TEACHER QUALITY	150,256	13,782	164,038	12,226	37,844	113,969	69%
599 - MISCELLANEOUS FEDERAL GRANTS	-	-	-	-	-	-	100%
<b>TOTAL ALL FUNDS</b>	<b>19,507,271</b>	<b>6,305,742</b>	<b>25,813,013</b>	<b>5,483,184</b>	<b>13,449,669</b>	<b>6,880,160</b>	<b>27%</b>

68,039,749.81      6,981,460      75,021,210      21,451,157      16,611,376      36,958,677

# - The accounts have adequate current or anticipated resources and appropriation modifications will be made to account for this and other necessary appropriations.

**BIG WALNUT LOCAL SCHOOL DISTRICT  
INVESTMENT PORTFOLIO**

**October 31, 2022**

<u>Institution</u>	<u>Instrument Type</u>	<u>Cost Basis</u>	<u>Purchase Date</u>	<u>Yield Rate</u>	<u>Maturity Date</u>	<u>Days to Maturity</u>	<u>Est. Interest Remaining</u>
<b><u>INTERIM FUNDS - General Operating Funds</u></b>							
<i><u>Fifth Third Securities, Inc. - Investments</u></i>							
1) U.S. Treasury Note	U.S. Treasurer	\$809,937.50	12/15/2021	0.18%	9/30/2022	-31	\$2,031.25
2) Goldman Sachs Bk USA	Certificate of Deposit	\$245,000.00	11/27/2019	1.80%	11/28/2022	28	\$2,223.12
3) U.S. Treasury Note	U.S. Treasurer	\$506,484.38	12/15/2021	0.31%	1/15/2023	76	\$3,177.08
4) U.S. Treasury Note	U.S. Treasurer	\$516,621.09	12/15/2021	0.46%	6/30/2023	242	\$659.18
5) U.S. Treasury Note	U.S. Treasurer	\$520,019.53	12/15/2021	0.65%	12/31/2023	426	\$3,671.88
6) U.S. Treasury Note	U.S. Treasurer	\$511,816.41	12/15/2021	0.81%	6/30/2024	608	\$7,652.99
7) U.S. Treasury Note	U.S. Treasurer	\$394,556.25	12/15/2021	0.88%	9/15/2024	685	\$9,193.75
<b>Fifth Third Investment Total Subtotal</b>		<b>\$3,504,435.16</b>					
<i><u>RedTree Investment Group - Investments</u></i>							
8) Toyota Motor Credit	Commercial Paper	\$1,196,220.00	12/16/2021	0.42%	9/12/2022	-49	\$3,780.00
9) Toyota Motor Credit	Commercial Paper	\$199,325.00	12/20/2021	0.45%	9/16/2022	-45	\$675.00
10) Bank of Montreal	Commercial Paper	\$246,970.56	6/23/2022	2.91%	11/22/2022	22	\$3,029.44
11) U.S. Treasury Bill	U.S. Treasury Bill	\$498,732.02	12/20/2021	0.25%	12/1/2022	31	\$1,267.98
12) Lorain County	Municipal Bond	\$175,000.00	12/30/2020	0.40%	12/1/2022	31	\$350.00
13) Canadian Imp Holding	Commercial Paper	\$246,501.81	6/21/2022	2.87%	12/16/2022	46	\$3,498.19
14) U.S. Treasury Note	U.S. Treasurer	\$598,359.38	12/15/2021	0.37%	1/31/2023	92	\$750.00
15) JP Morgan	Commercial Paper	\$244,019.10	6/21/2022	3.33%	3/13/2023	133	\$5,980.90
16) TD USA	Commercial Paper	\$243,970.00	6/27/2022	3.32%	3/22/2023	142	\$6,030.00
17) Royal Bank of Canada (RBC)	Commercial Paper	\$326,633.38	6/30/2022	3.42%	3/27/2023	147	\$8,366.62
18) U.S. Treasury Note	U.S. Treasurer	\$497,949.22	12/15/2021	0.44%	3/31/2023	151	\$625.00
19) U.S. Treasury Note	U.S. Treasurer	\$496,757.81	12/15/2021	0.61%	9/30/2023	334	\$1,875.00
20) U.S. Treasury Note	U.S. Treasurer	\$497,792.97	12/6/2021	0.61%	10/31/2023	365	\$2,812.50
21) Bethel Local School District	Municipal Bond	\$217,154.25	7/28/2020	1.11%	11/1/2023	366	\$7,845.75
22) U.S. Treasury Note	U.S. Treasurer	\$498,750.00	12/3/2021	0.63%	11/30/2023	395	\$3,750.00
23) City of Farview Park	Municipal Bond	\$165,000.00	7/1/2021	0.35%	12/1/2023	396	\$858.84
24) U.S. Treasury Note	U.S. Treasurer	\$249,658.20	6/30/2021	0.42%	4/15/2024	532	\$1,875.00
25) Federal Home Loan Bank	U.S. Gov't Agency Note	\$150,000.00	6/28/2021	0.40%	6/28/2024	606	\$780.00
26) Federal Home Loan Bank	U.S. Gov't Agency Note	\$260,000.00	8/26/2021	0.54%	8/26/2024	665	\$1,690.00
<b>Government Debt - Federal Agency Subtotal</b>		<b>\$7,008,793.70</b>					
<i><u>Cash Accounts</u></i>							
1) First Commonwealth Bank	Checking - SM	\$129,114.76	10/31/2022	0.06%	11/1/2022	1	\$0.21
2) Federated Govt Obligations Is	Money Market	\$28,378.45	10/31/2022	2.10%	11/1/2022	1	\$1.63
3) First American Obligations Fund	Money Market	\$13,062.15	10/31/2022	2.10%	11/1/2022	1	\$0.75
4) Star Ohio - General	Money Market	\$22,724,066.99	10/31/2022	2.28%	11/1/2022	1	\$1,419.48
<b>Cash Account Subtotal</b>		<b>\$22,894,622.35</b>					
<b>Total Interim Funds</b>		<b>\$33,407,851.21</b>					
<b><u>ACTIVE FUNDS - General Operating Funds</u></b>							
1) First Commonwealth Bank	Checking - General	\$8,546,031.00	10/31/2022	0.02%	11/1/2022	1	\$4.68
2) First Commonwealth Bank	Checking - Payroll	\$417,247.16	10/31/2022	0.00%	11/1/2022	1	\$0.00
<b>Total Active Funds</b>		<b>\$8,963,278.16</b>					
<b>Total Active and Interim Funds - General Operating</b>		<b>\$42,371,129.37</b>	<b>1.44%</b>		<b>54</b>	<b>\$85,876.22</b>	

**BIG WALNUT LOCAL SCHOOL DISTRICT  
CONSTRUCTION - INVESTMENT PORTFOLIO  
October 31, 2022**

<u>Institution</u>	<u>Instrument Type</u>	<u>Cost Basis</u>	<u>Purchase Date</u>	<u>Yield Rate</u>	<u>Maturity Date</u>	<u>Days to Maturity</u>	<u>Est. Earnings Remaining</u>
<b><u>May 2019 - Bond Proceeds</u></b>							
<b><u>Commercial Paper</u></b>							
1) TD USA	Commercial Paper	\$497,738.75	6/27/2022	2.02%	9/16/2022	-45	\$2,261.25
2) ING US CP	Commercial Paper	\$825,363.30	6/29/2022	2.22%	9/28/2022	-33	\$4,636.70
3) MUFG Bank	Commercial Paper	\$864,840.42	5/31/2022	1.76%	9/30/2022	-31	\$5,159.58
4) Mizuho Securities	Commercial Paper	\$823,014.16	6/29/2022	2.55%	10/27/2022	-4	\$6,985.84
5) JP Morgan	Commercial Paper	\$494,779.17	5/23/2022	2.12%	11/18/2022	18	\$5,220.83
6) MUFG Bank	Commercial Paper	\$455,016.67	8/29/2022	3.29%	12/27/2022	57	\$4,983.33
7) Societe Generale	Commercial Paper	\$1,006,649.33	7/28/2022	3.14%	12/27/2022	57	\$13,350.67
<b>Commercial Paper Subtotal</b>		<u>\$4,967,401.80</u>					
8) First American Treasury Obligations Fund	Money Market	\$8,844.78	10/31/2022	2.10%	11/1/2022	1	\$0.51
9) Star Ohio - Construction Fund	Money Market	\$720,682.45	10/31/2022	2.28%	11/1/2022	1	\$45.02
<b>Subtotal</b>		<u>\$729,527.23</u>					
<b>Total May 2019 - Bond Proceeds</b>		<u>\$5,696,929.03</u>					
<b>Grand Total Construction Proceeds</b>		<u>\$5,696,929.03</u>		<u>2.43%</u>		<u>2</u>	<u>\$42,643.73</u>

**BIG WALNUT LOCAL SCHOOL DISTRICT**  
**INVESTMENT EARNINGS REVENUE**  
**October 31, 2022**

<b>Fund</b>	<b>Month to Date</b>	<b>Year to Date</b>
General Fund (001)	\$0.00	\$59,562.27
Building Project Fund (004-9017)	\$0.00	\$10,900.14
Food Service Fund (006)	\$0.00	\$1,315.54
Sunbury Meadows CDA (022-9200)	\$0.00	\$0.73
Auxillary Services Fund (401)	\$0.00	\$212.62
Total All Funds	\$0.00	\$71,991.30

**Thank you for your review of the October 2022 Big Walnut Local  
School District Financial Report.**



Big Walnut Local School District  
110 Tippet Court  
Sunbury, OH 43074