

# Big Walnut Local School District

---

---

## Monthly Financial Report

*for the month ended*  
**July 31, 2022**

---

---



Prepared By:  
Jeremy J. Buskirk  
Treasurer



## **Table of Contents**

<b><u>Description</u></b>	<b><u>Page</u></b>
Pie Chart of Estimated Revenue and Expenditures for fiscal years 2022-23 and 2012-13	1
Comparison of Fiscal Year 2023 YTD Estimated Revenue and Expenditures with Fiscal Year 2023 YTD Actuals	2

## **Variance Analysis**

Comparison of Monthly Ending Cash Balances	4 & 5
Comparison of Monthly and Total Revenues & Other Financing Sources	6 & 7
Comparison of Monthly and Total General Property Tax (Real Estate)	8 & 9
Comparison of Monthly and Total Tangible Personal Property Tax (PUPP)	10 & 11
Comparison of Monthly and Total Income Tax	12 & 13
Comparison of Monthly and Total State Grants-in-Aid (Unrestricted & Restricted)	14 & 15
Comparison of Monthly and Total State Property Tax Allocations	16 & 17
Comparison of Monthly and Total Other Revenues & Other Financing Sources	18 & 19
Comparison of Monthly and Total Expenditures & Other Financing Uses	20 & 21
Comparison of Monthly and Total Personal Services (Salaries & Wages)	22 & 23
Comparison of Monthly and Total Employees' Retirement/Insurance Benefits	24 & 25
Comparison of Monthly and Total Purchased Services	26 & 27
Comparison of Monthly and Total Supplies and Materials	28 & 29
Comparison of Monthly and Total Capital Outlay	30 & 31
Comparison of Monthly and Total Other Expenditure Objects & Other Financing Uses	32 & 33

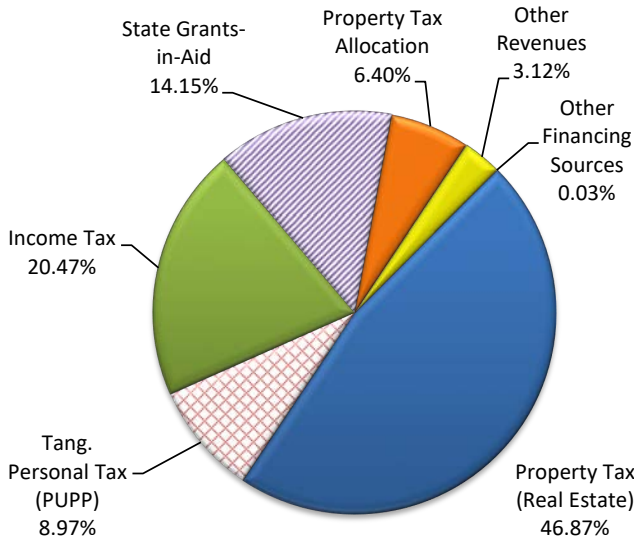
## **All Funds Reports**

Receipts, Expenditures and Fund Balances All Funds (Fund Report)	35
Summary Check Register (Disbursement Report)	36 - 42
Comparison of Fiscal Year 2023 YTD Appropriations with Fiscal YTD Actual Expenditures – All Funds (excluding General Fund)	44
Investments - All Funds	45 - 47
ORC 135.142 - Annual Commercial Paper & Banker Acceptance Securities Reporting	49 - 58

**Page Intentionally Left Blank**

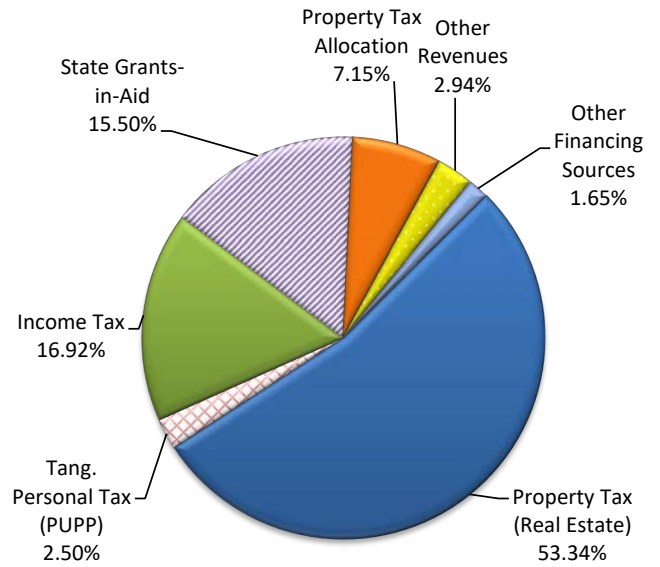
**EST. GENERAL FUND REVENUE FY23**

**\$50,140,878**



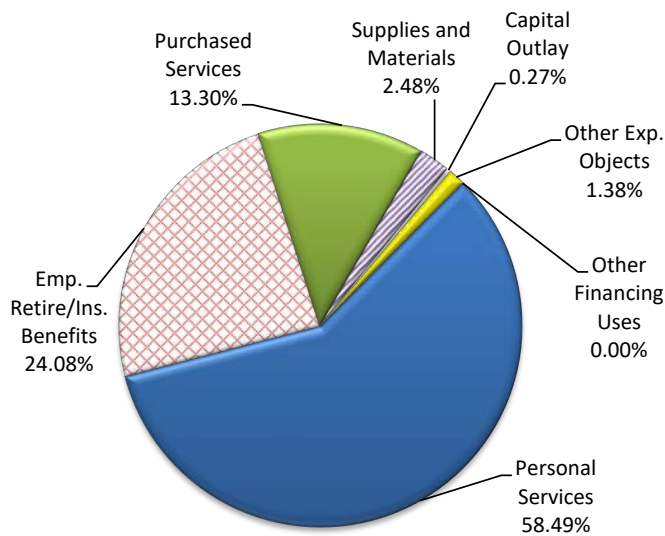
**EST. GENERAL FUND REVENUE FY13**

**\$29,096,581**



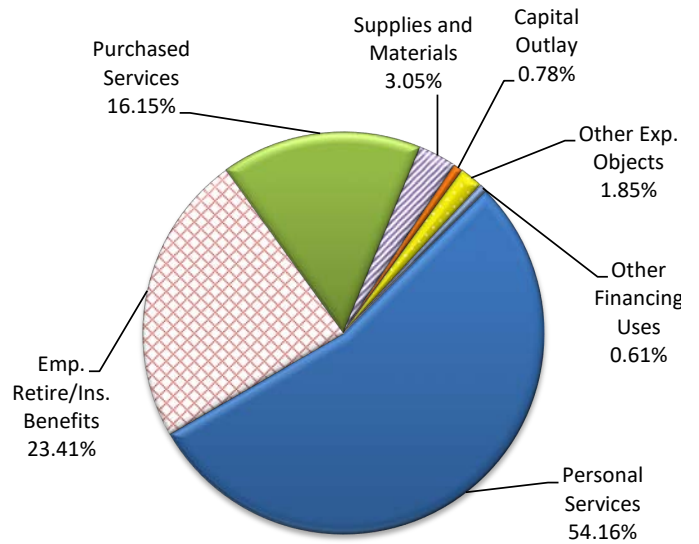
**EST. GENERAL FUND EXPENDITURES FY23**

**\$48,310,050**



**EST. GENERAL FUND EXPENDITURES FY13**

**\$28,179,296**



**Note:** There were significant cuts made for FY11 due to budget constraints and a levy failure in the previous fiscal year. Some costs staffing and costs were returned for FY12.

	<b><u>FY 2022</u></b>	<b><u>FY 2013</u></b>	<b><u>% Change</u></b>
<b>Enrollment</b>	4,261 as of 5/26/2022	3,138	35.79%

**COMPARISON OF FISCAL YEAR 2022 YEAR-TO-DATE ESTIMATED REVENUES AND  
EXPENDITURES WITH FISCAL YEAR 2022 YEAR-TO-DATE ACTUALS  
GENERAL & REQUIRED DEBT SERVICE FUNDS ONLY**

<b>CATEGORY</b>	<b>FY 23 EST.</b>	<b>FY 23 ACTUAL</b>	<b>VARIANCE</b>	<b>PERCENTAGE</b>
<b>Revenues</b>				
General Property Tax (Real Estate)	\$7,779,437	\$7,779,437	\$0	0.0%
Tangible Personal Property (PUPP)	76,900	76,900	0	0.0%
Income Tax	5,322,234	5,322,234	0	0.0%
Unrestricted State Grants-in-Aid	513,017	513,017	0	0.0%
Restricted State Grants-in-Aid	26,306	26,306	0	0.0%
Property Tax Allocation (Reimb.)	0	0	0	0.0%
All Other Revenues	81,086	81,086	0	0.0%
<b>Total Revenues</b>	<b>13,798,981</b>	<b>13,798,981</b>	<b>0</b>	<b>0.0%</b>
<b>Other Financing Sources</b>				
Advances-In	\$0	\$0	\$0	0.0%
All Other Financing Sources	2,900	2,900	0	0.0%
<b>Total Other Financing Sources</b>	<b>2,900</b>	<b>2,900</b>	<b>0</b>	<b>0.0%</b>
<b>Total Revenues &amp; Other Fin. Sources</b>	<b>\$13,801,881</b>	<b>\$13,801,881</b>	<b>\$0</b>	<b>0.0%</b>
<b>Expenditures</b>				
Personal Services (Salaries & Wages)	\$2,069,765	\$2,069,765	\$0	0.0%
Retirement/Insurance Benefits	891,787	891,787	0	0.0%
Purchased Services	722,600	722,600	0	0.0%
Supplies and Materials	398,263	398,263	0	0.0%
Capital Outlay	0	0	0	0.0%
Other Expenditure Objects	105,652	105,652	0	0.0%
<b>Total Expenditures</b>	<b>4,188,066</b>	<b>4,188,066</b>	<b>0</b>	<b>0.0%</b>
<b>Other Financing Uses</b>				
Operating Transfers-Out	\$0	\$0	\$0	0.0%
Advances-Out	0	0	0	0.0%
All Other Financing Uses	0	0	0	0.0%
<b>Total Other Financing Uses</b>	<b>\$0</b>	<b>\$0</b>	<b>\$0</b>	<b>0.0%</b>
<b>Total Expenditures &amp; Other Fin. Uses</b>	<b>\$4,188,066</b>	<b>\$4,188,066</b>	<b>\$0</b>	<b>0.0%</b>
Excess of Revenues & Other Fin. Sources over (under) Expenditures & Other Fin. Uses	\$9,613,815	\$9,613,815	\$0	0.0%
<b>Beginning Cash Balance July 1</b>	<b>\$18,858,472</b>	<b>\$18,858,472</b>	<b>\$0</b>	<b>0.0%</b>
<b>Ending Cash Balance</b>	<b>\$28,472,288</b>	<b>\$28,472,288</b>	<b>\$0</b>	<b>0.0%</b>
Estimated Encumbrances	\$3,317,076	\$3,317,076	\$0	
<b>Unreserved Fund Balance</b>	<b>\$25,155,212</b>	<b>\$25,155,212</b>	<b>\$0</b>	



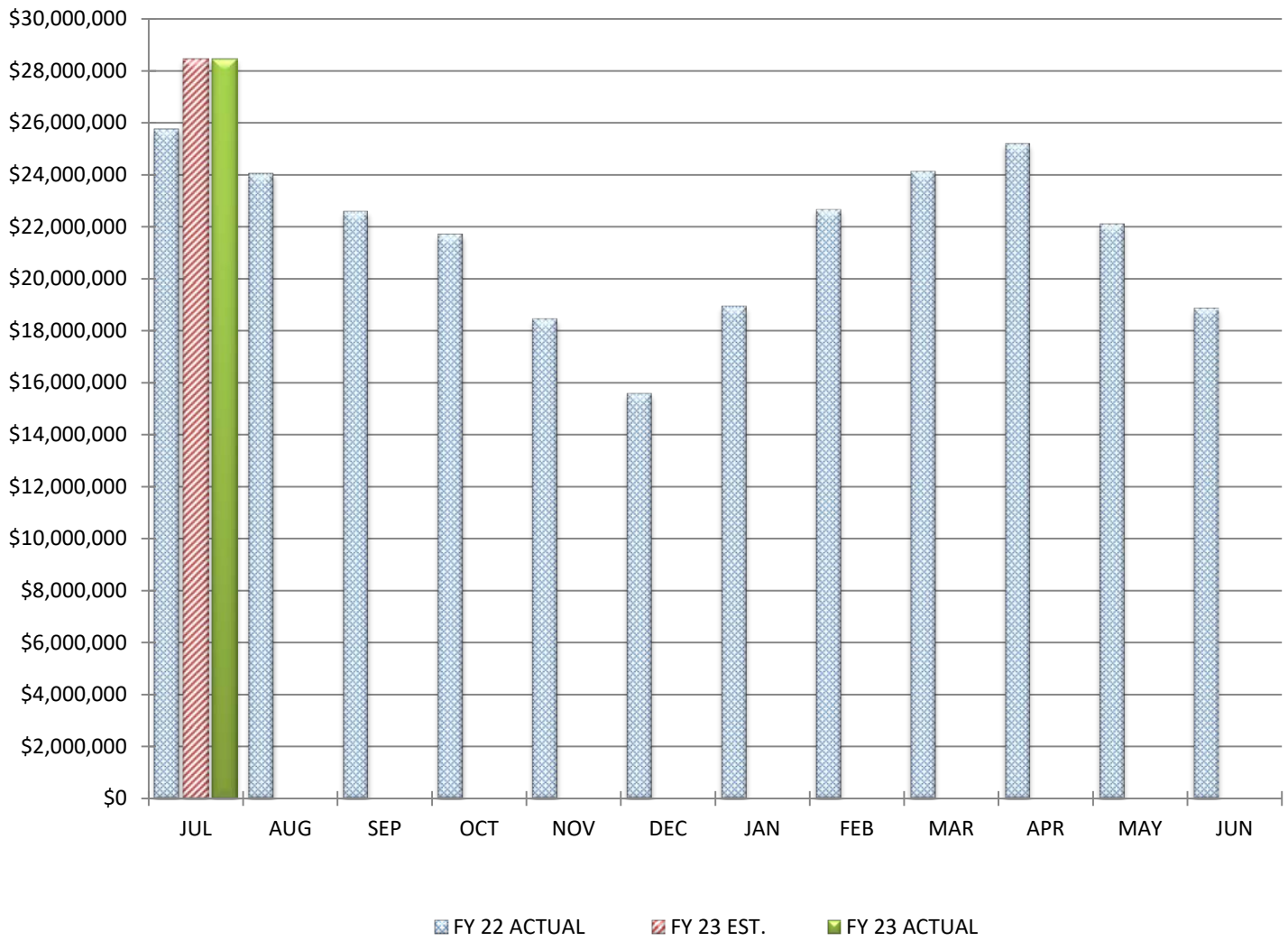
BIG WALNUT | INSPIRE  
LOCAL SCHOOLS | & GUIDE

---

VARIANCE ANALYSIS - GENERAL FUND

---

# COMPARISON OF MONTHLY ENDING CASH BALANCES





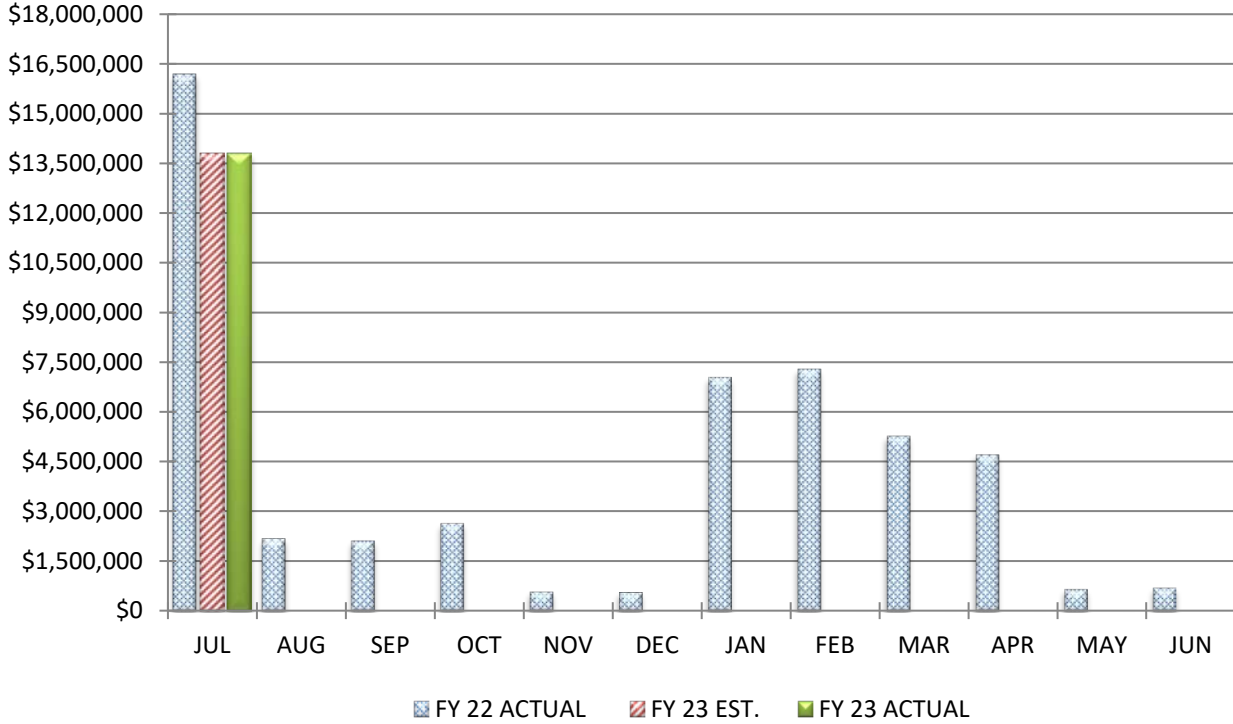
**COMPARISON OF MONTHLY ENDING CASH BALANCES**

**July 31, 2022**

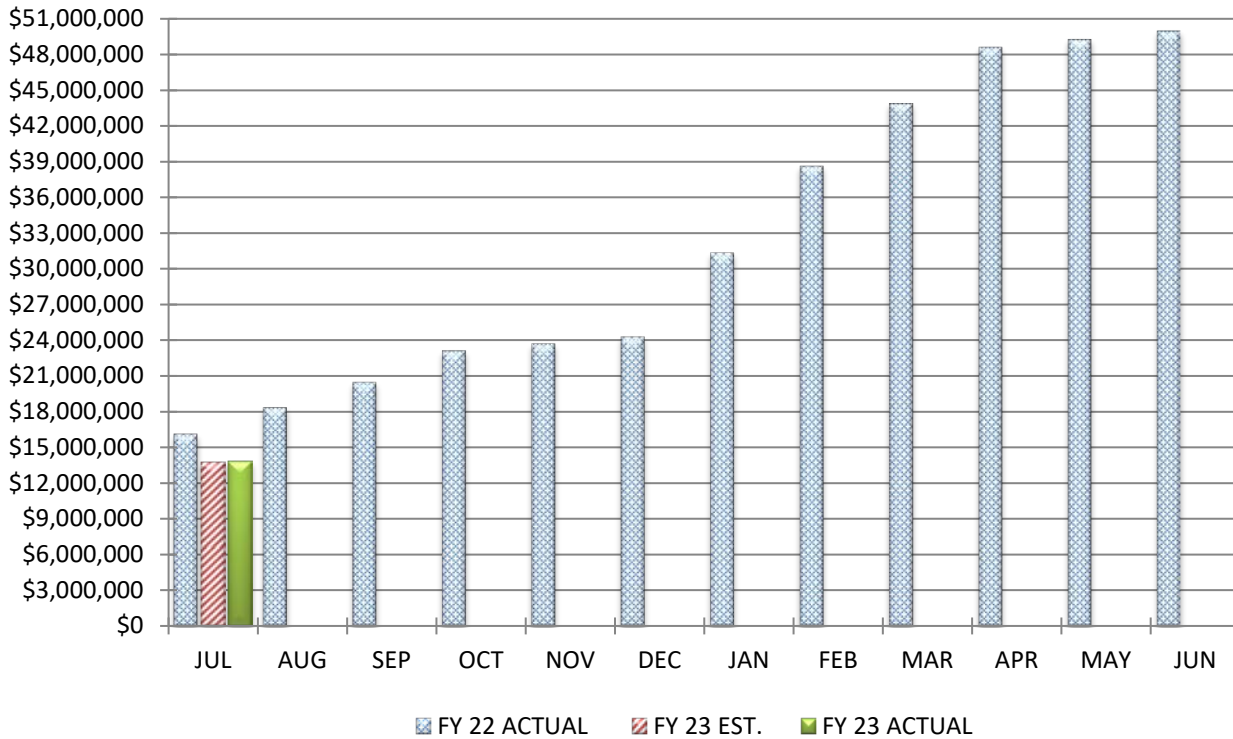
Actual Cash Balance	\$28,472,288
Estimated Cash Balance	\$28,472,288
Variance From Estimate	\$0
Percent Variance From Estimate	0.00%
Previous Year Cash Balance	\$25,737,774

**COMMENTS:** We are on target with our annual estimates.

## COMPARISON OF TOTAL MONTHLY REVENUES & OTHER FINANCING SOURCES



## COMPARISON OF TOTAL YEAR-TO-DATE REVENUES & OTHER FINANCING SOURCES

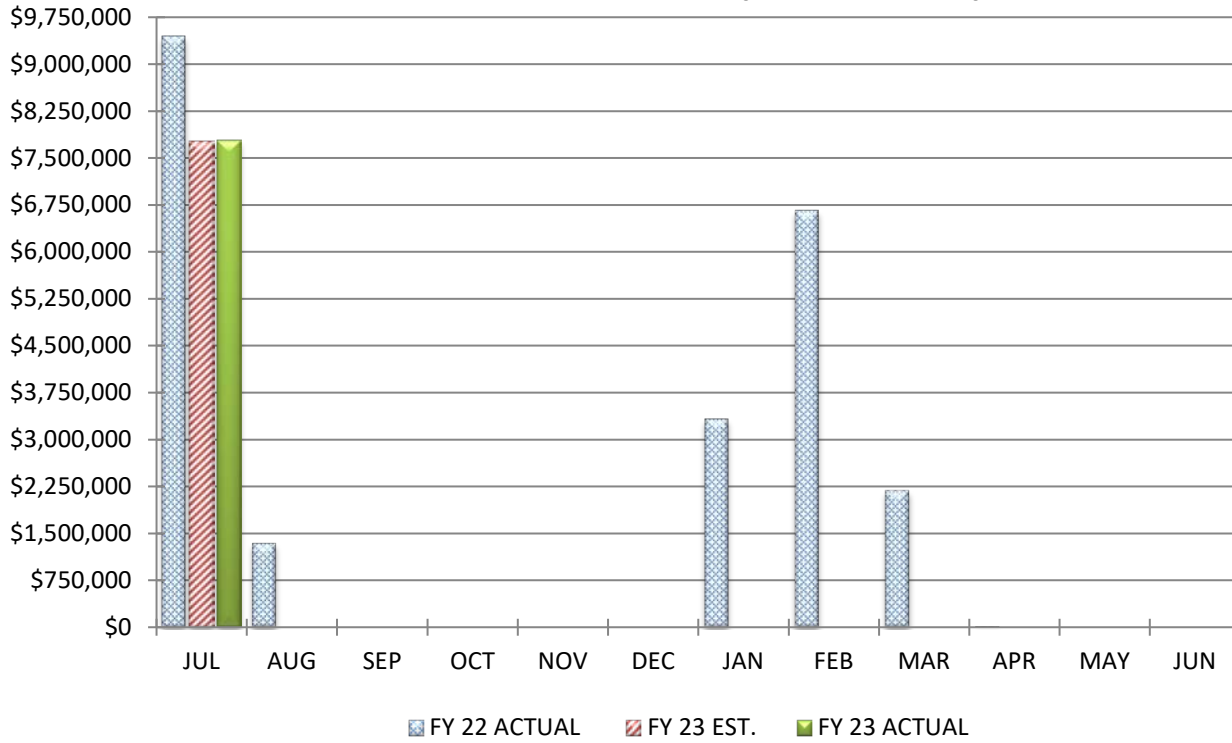


**COMPARISON TOTAL REVENUES & OTHER FINANCING SOURCES**

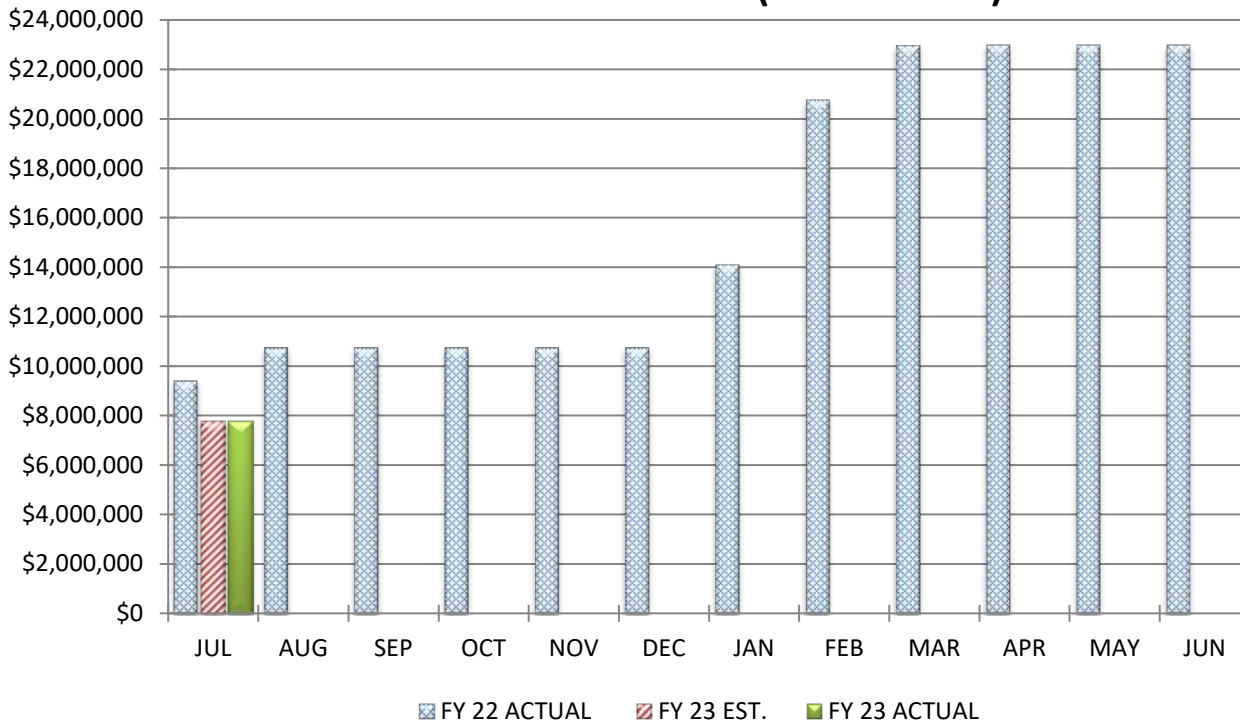
	<b>July 31, 2022</b>	
	<u>MONTH</u>	<u>YEAR-TO-DATE</u>
Actual Receipts	\$13,801,881	\$13,801,881
Estimated Receipts	\$13,801,881	\$13,801,881
Variance From Estimate	\$0	\$0
Variance From Estimate	0.00%	0.00%
Actual Prior Year	\$16,169,410	\$16,169,410
Total 2022-2023 Estimate		\$50,140,878
Percent Of Total Estimate Received		27.53%
Percent Of Budget Year Completed	1 Months	8.33%

**COMMENTS:** We are on target with our annual estimates.

## COMPARISON OF TOTAL MONTHLY GENERAL PROPERTY TAX (REAL ESTATE)



## COMPARISON OF TOTAL YEAR-TO-DATE GENERAL PROPERTY TAX (REAL ESTATE)

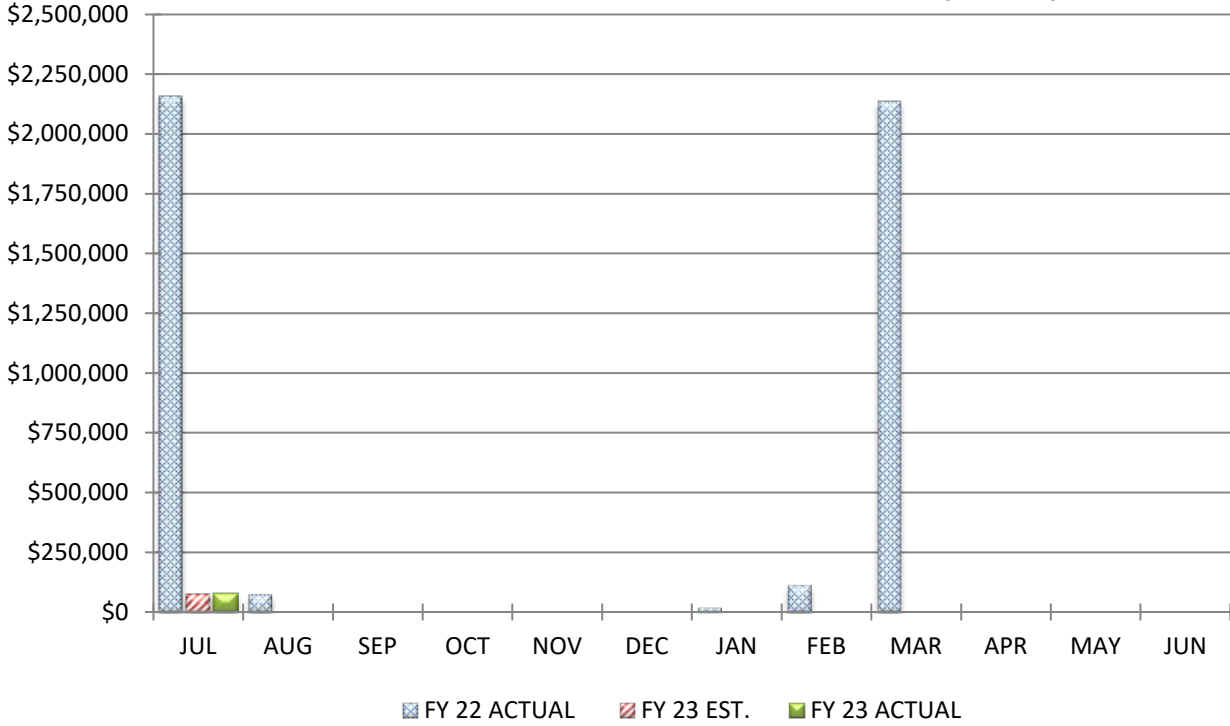


**COMPARISON OF GENERAL PROPERTY TAX (REAL ESTATE)**

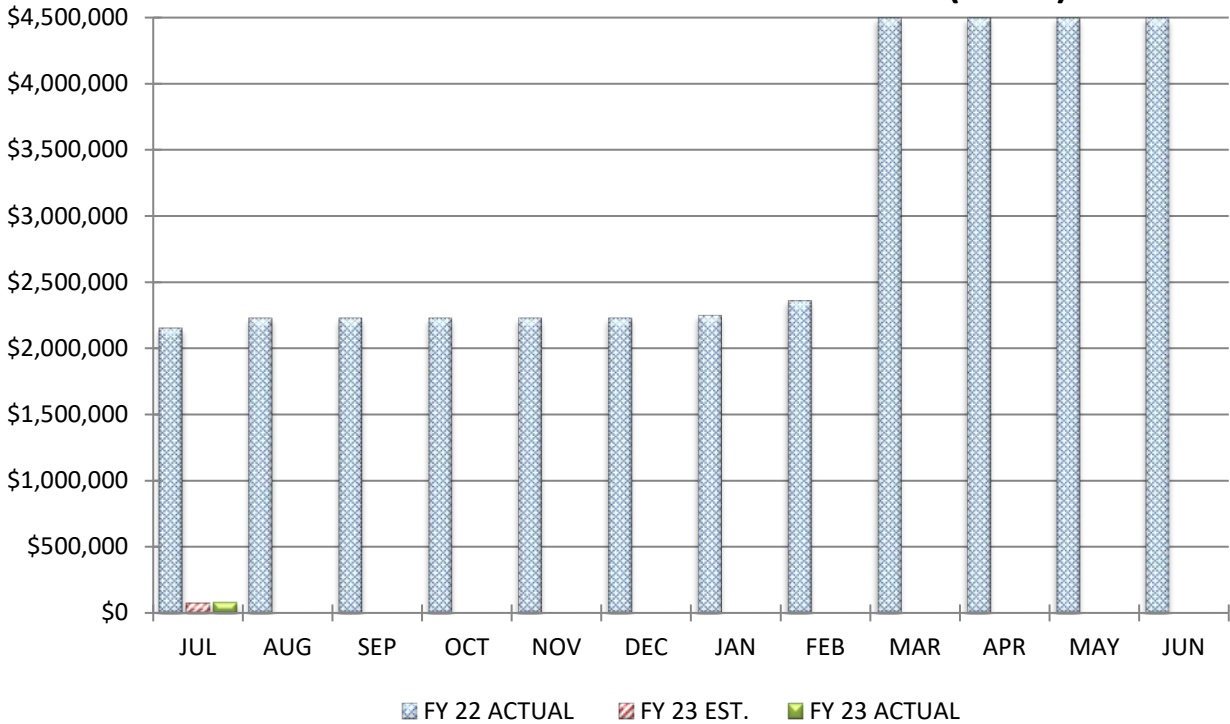
	<b>July 31, 2022</b>	
	<u>MONTH</u>	<u>YEAR-TO-DATE</u>
Actual Real Estate Tax Receipts	\$7,779,437	\$7,779,437
Estimated Real Estate Tax Receipts	\$7,779,437	\$7,779,437
Variance From Estimate	\$0	\$0
Variance From Estimate	0.00%	0.00%
Actual Prior Year	\$9,447,347	\$9,447,347
Total 2022-2023 Estimate		\$23,500,258
Percent Of Total Estimate Received		33.10%
Percent Of Budget Year Completed	1 months	8.33%

**COMMENTS:** We are on target with our annual estimates.

## COMPARISON OF TOTAL MONTHLY TANGIBLE PERSONAL PROPERTY TAX (PUPP)



## COMPARISON OF TOTAL YEAR-TO-DATE TANGIBLE PERSONAL PROPERTY TAX (PUPP)

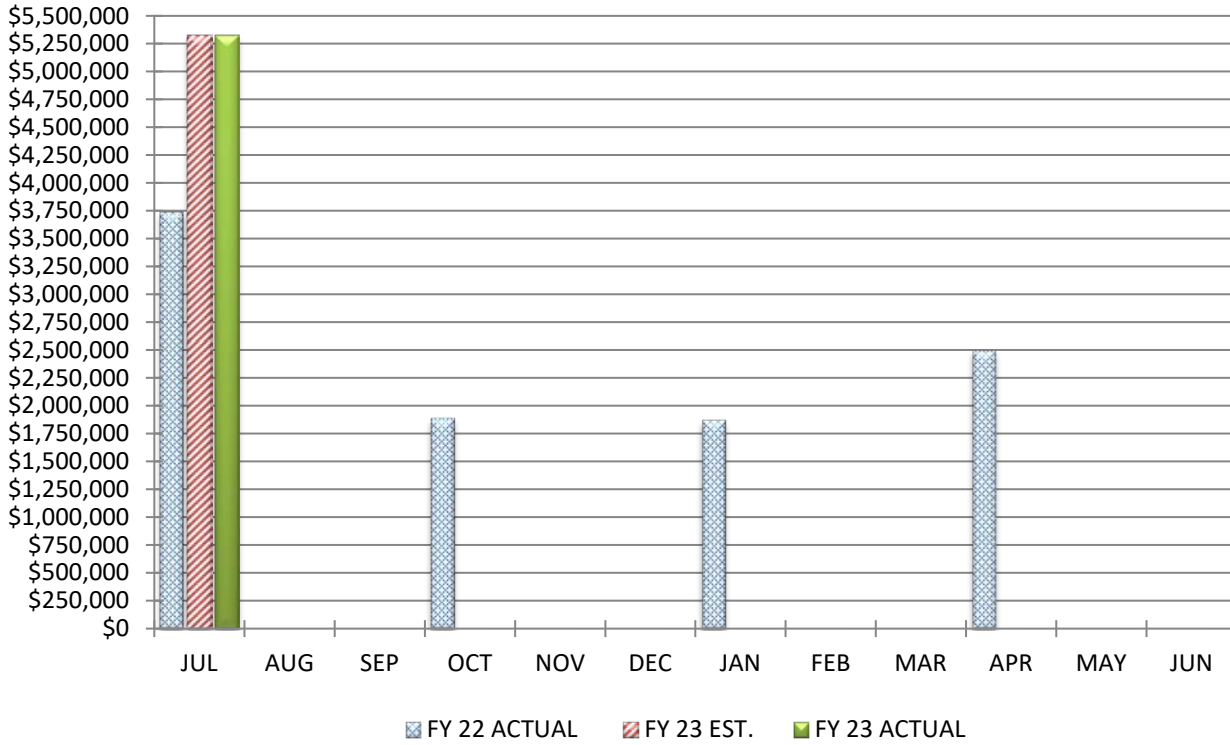


**COMPARISON OF TANGIBLE PERSONAL PROPERTY TAX (PUPP)**

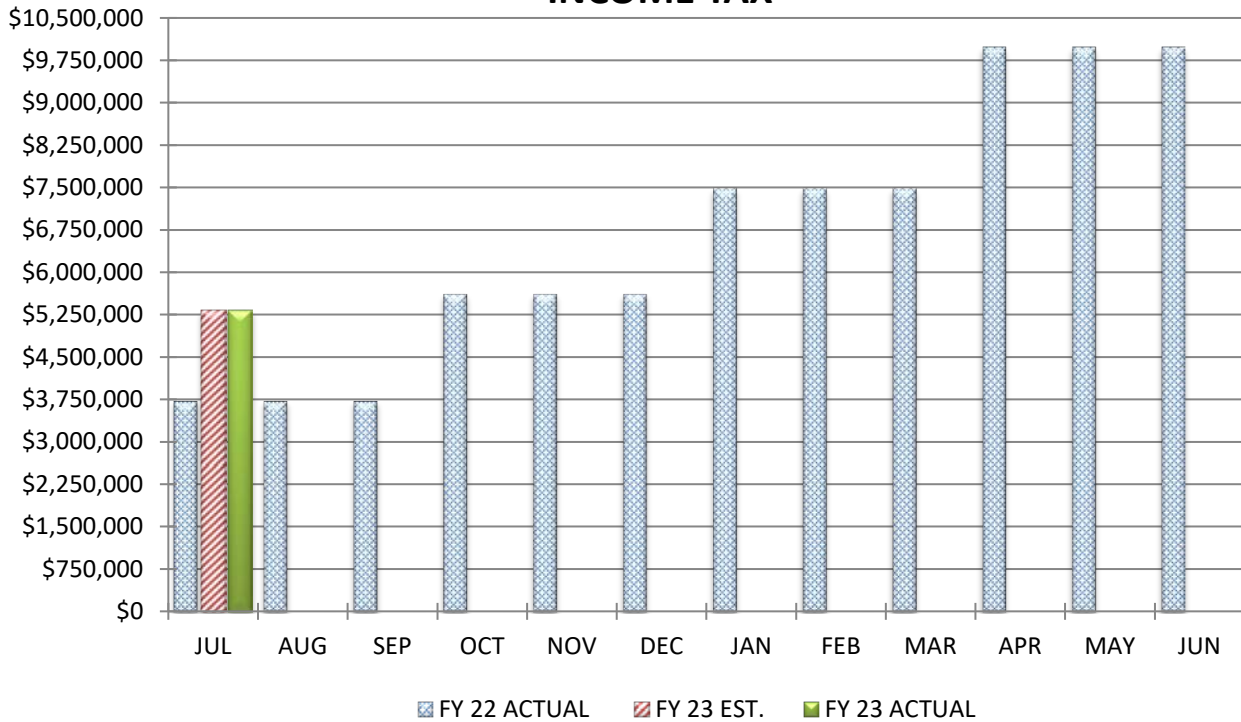
	<b>July 31, 2022</b>	
	<u>MONTH</u>	<u>YEAR-TO-DATE</u>
Actual PUPP Tax Receipts	\$76,900	\$76,900
Estimated PUPP Tax Receipts	\$76,900	\$76,900
Variance From Estimate	\$0	\$0
Variance From Estimate	0.00%	0.00%
Actual Prior Year	\$2,155,893	\$2,155,893
Total 2022-2023 Estimate		\$4,495,915
Percent Of Total Estimate Received		1.71%
Percent Of Budget Year Completed	1 months	8.33%

**COMMENTS:** We are on target with our annual estimates.

## COMPARISON OF TOTAL MONTHLY INCOME TAX



## COMPARISON OF TOTAL YEAR-TO-DATE INCOME TAX





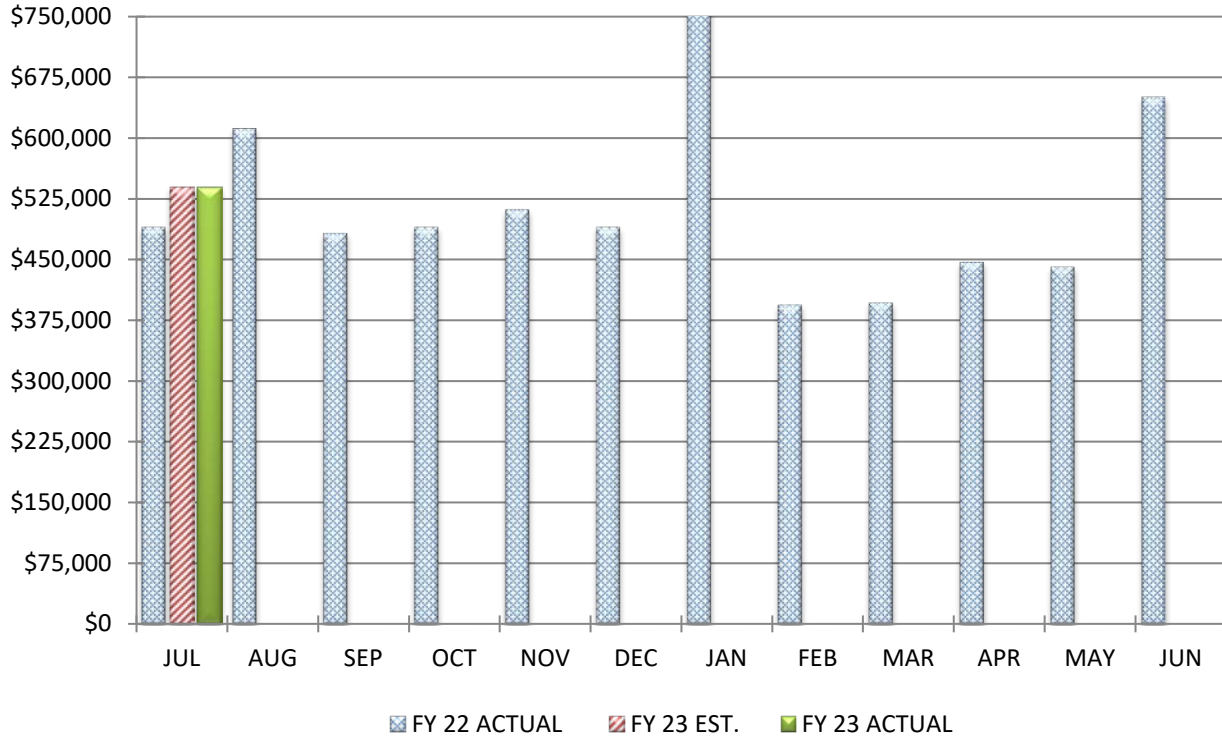
**COMPARISON OF INCOME TAX**

**July 31, 2022**

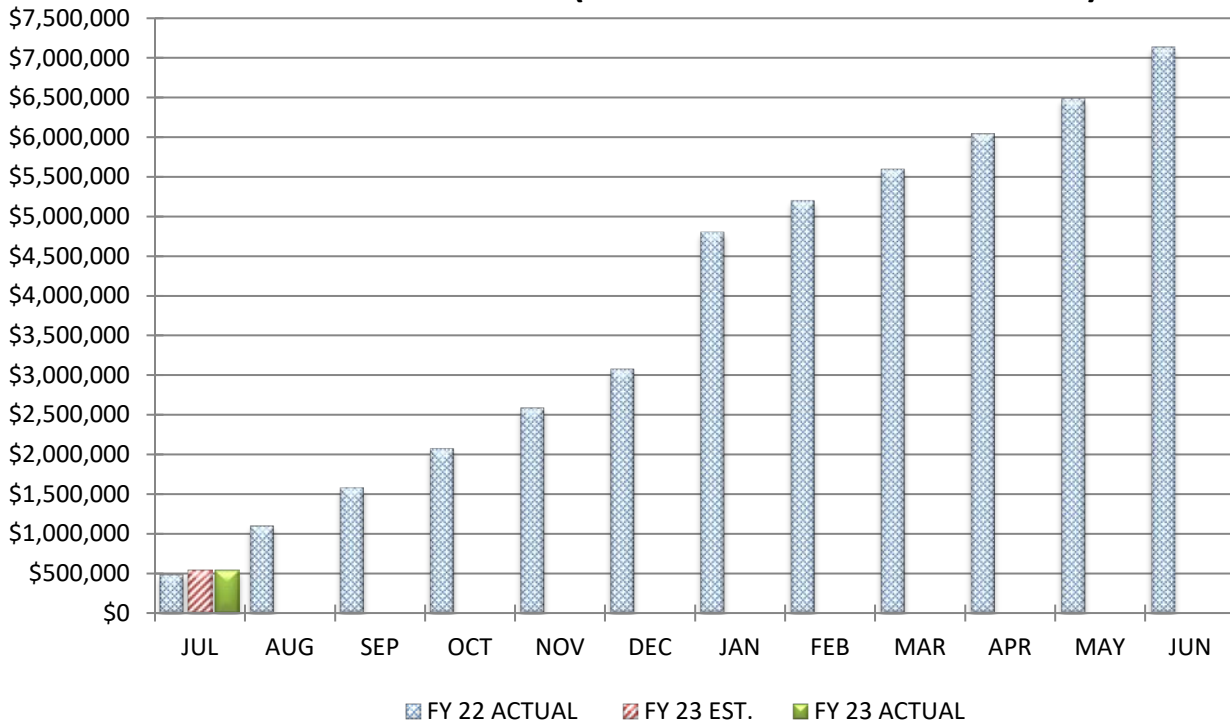
	<u>MONTH</u>	<u>YEAR-TO-DATE</u>
Actual State Receipts	\$5,322,234	\$5,322,234
Estimated State Receipts	\$5,322,234	\$5,322,234
Variance From Estimate	\$0	\$0
Variance From Estimate	0.00%	0.00%
Actual Prior Year	\$3,731,173	\$3,731,173
Total 2022-2023 Estimate		\$10,262,942
Percent Of Total Estimate Received		51.86%
Percent Of Budget Year Completed	1 months	8.33%

**COMMENTS:** We are on target with our annual estimates.

## COMPARISON OF TOTAL MONTHLY STATE GRANTS-IN-AID (UNRESTRICTED & RESTRICTED)



## COMPARISON OF TOTAL YEAR-TO-DATE STATE GRANTS-IN-AID (UNRESTRICTED & RESTRICTED)



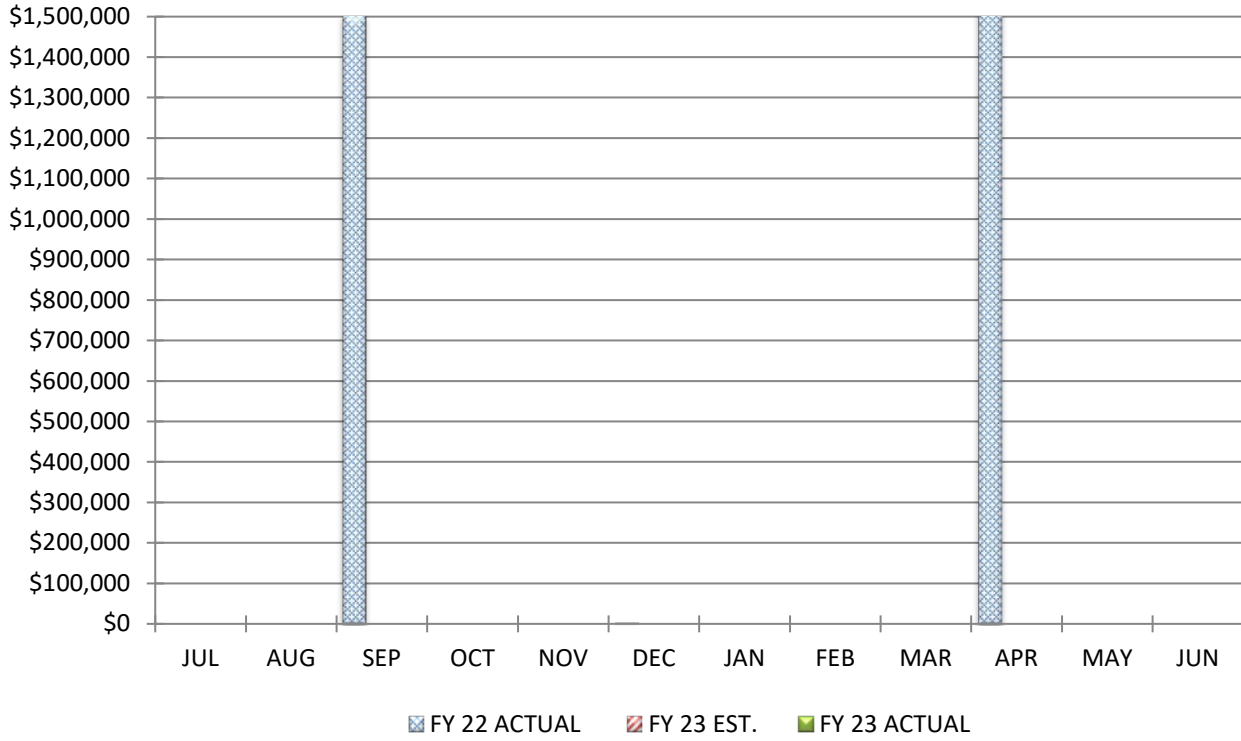
**COMPARISON OF STATE GRANTS-IN-AID (UNRESTRICTED & RESTRICTED)**

**July 31, 2022**

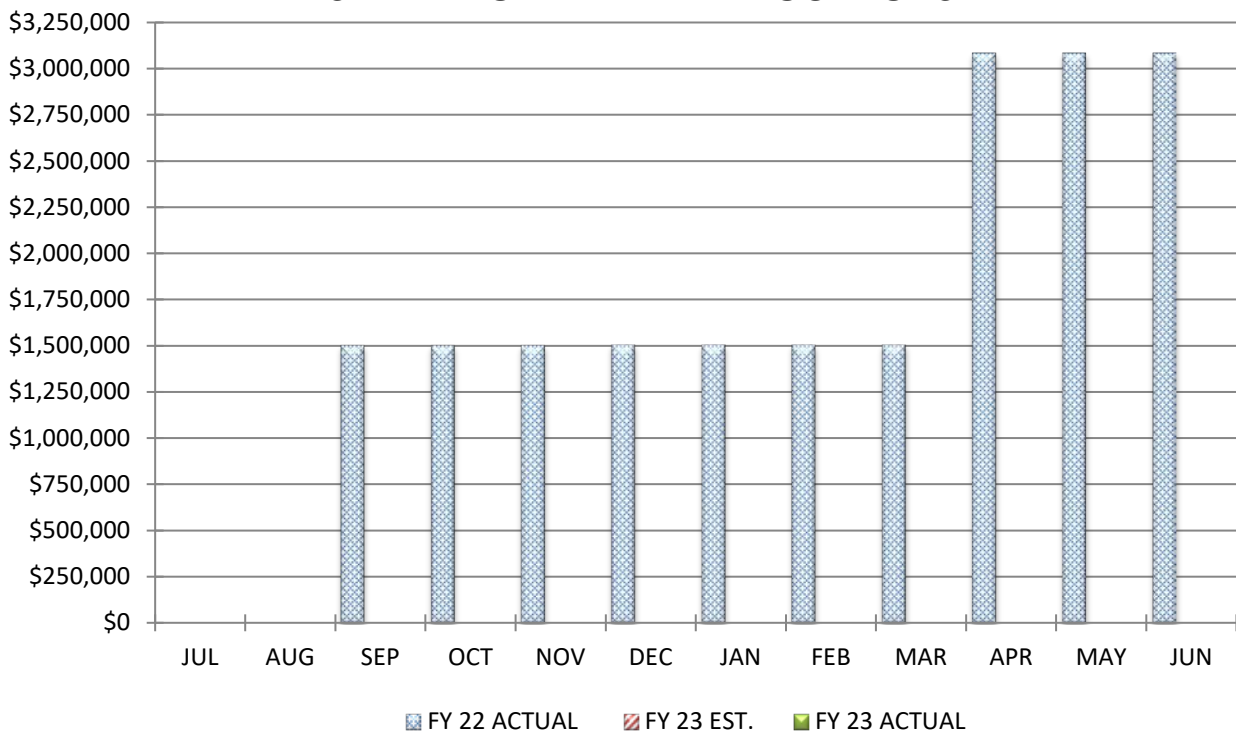
	<u>MONTH</u>	<u>YEAR-TO-DATE</u>
Actual State Receipts	\$539,324	\$539,324
Estimated State Receipts	\$539,324	\$539,324
Variance From Estimate	\$0	\$0
Variance From Estimate	0.00%	0.00%
Actual Prior Year	\$490,267	\$490,267
Total 2022-2023 Estimate		\$7,093,625
Percent Of Total Estimate Received		7.60%
Percent Of Budget Year Completed	1 months	8.33%

**COMMENTS:** We are on target with our annual estimates.

## COMPARISON OF TOTAL MONTHLY STATE PROPERTY TAX ALLOCATIONS



## COMPARISON OF TOTAL YEAR-TO-DATE STATE PROPERTY TAX ALLOCATIONS

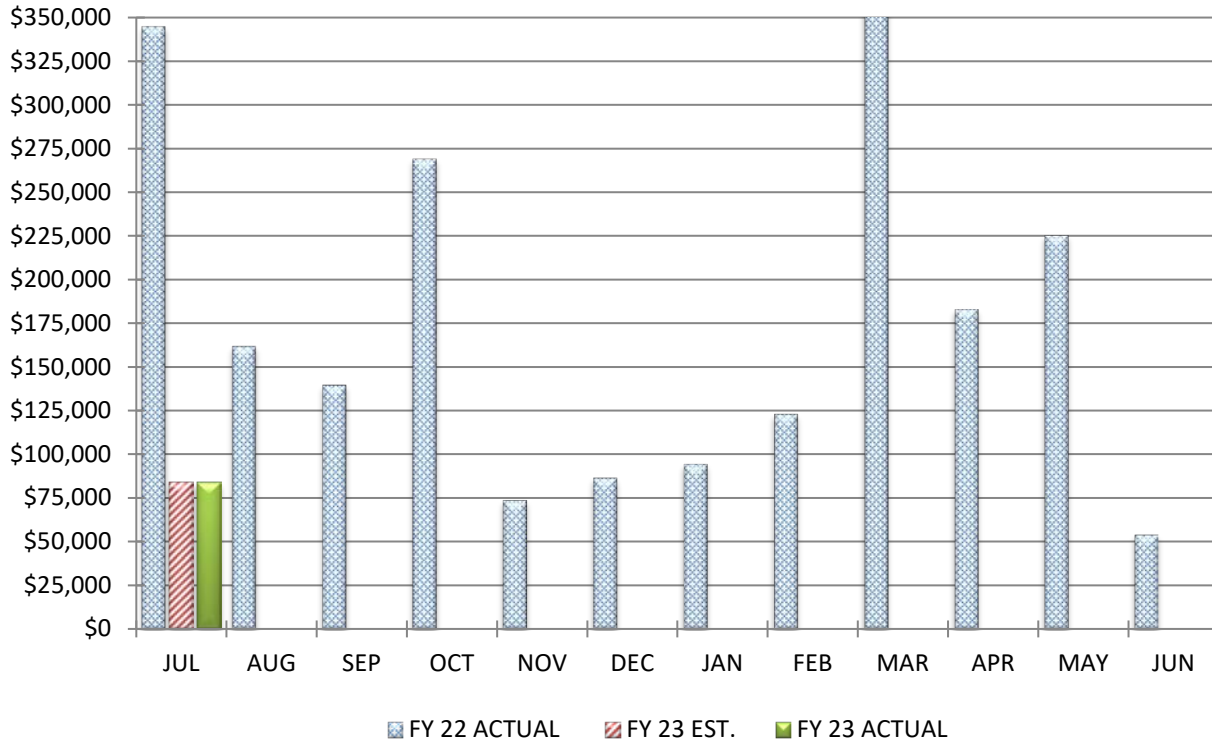


**COMPARISON OF STATE PROPERTY TAX ALLOCATIONS**

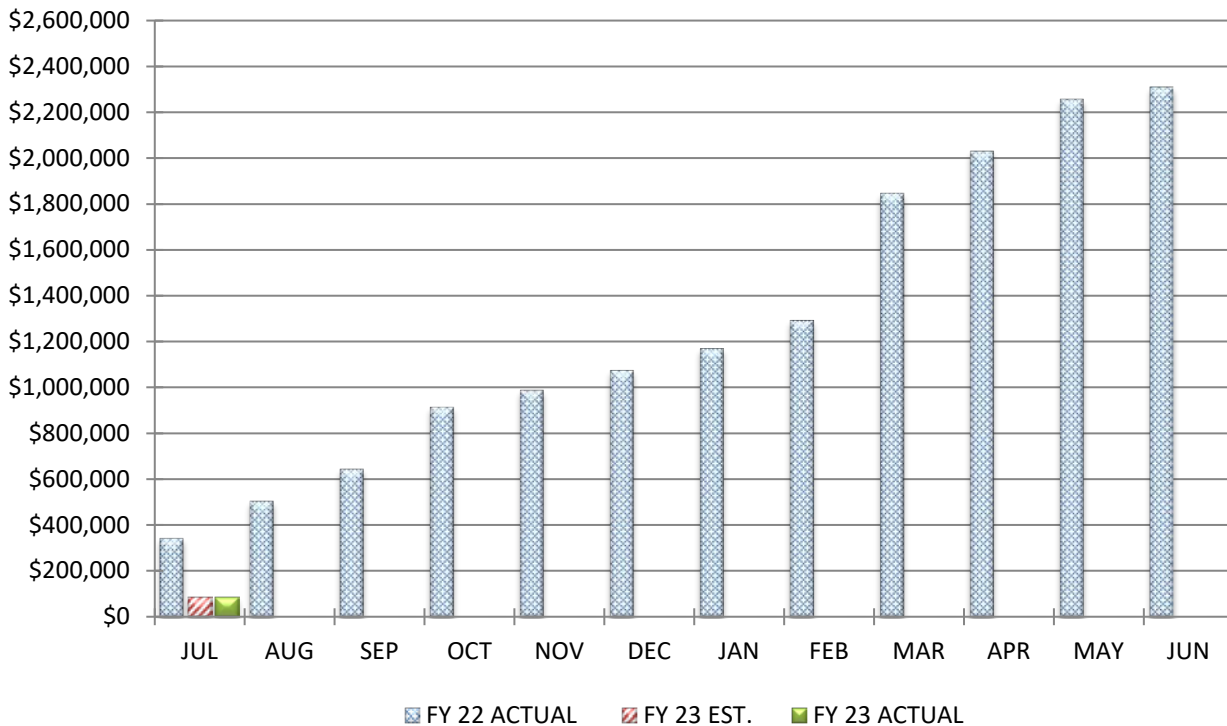
	<b>July 31, 2022</b>	
	<u>MONTH</u>	<u>YEAR-TO-DATE</u>
Actual Tax Allocation Receipts	\$0	\$0
Estimated Tax Allocation Receipts	\$0	\$0
Variance From Estimate	\$0	\$0
Variance From Estimate	0.00%	0.00%
Actual Prior Year	\$0	\$0
Total 2022-2023 Estimate		\$3,209,447
Percent Of Total Estimate Received		0.00%
Percent Of Budget Year Completed	1 months	8.33%

**COMMENTS:** We are on target with our annual estimates.

### COMPARISON OF TOTAL MONTHLY OTHER REVENUES & OTHER FINANCING SOURCES



### COMPARISON OF TOTAL YEAR-TO-DATE OTHER REVENUES & OTHER FINANCING SOURCES



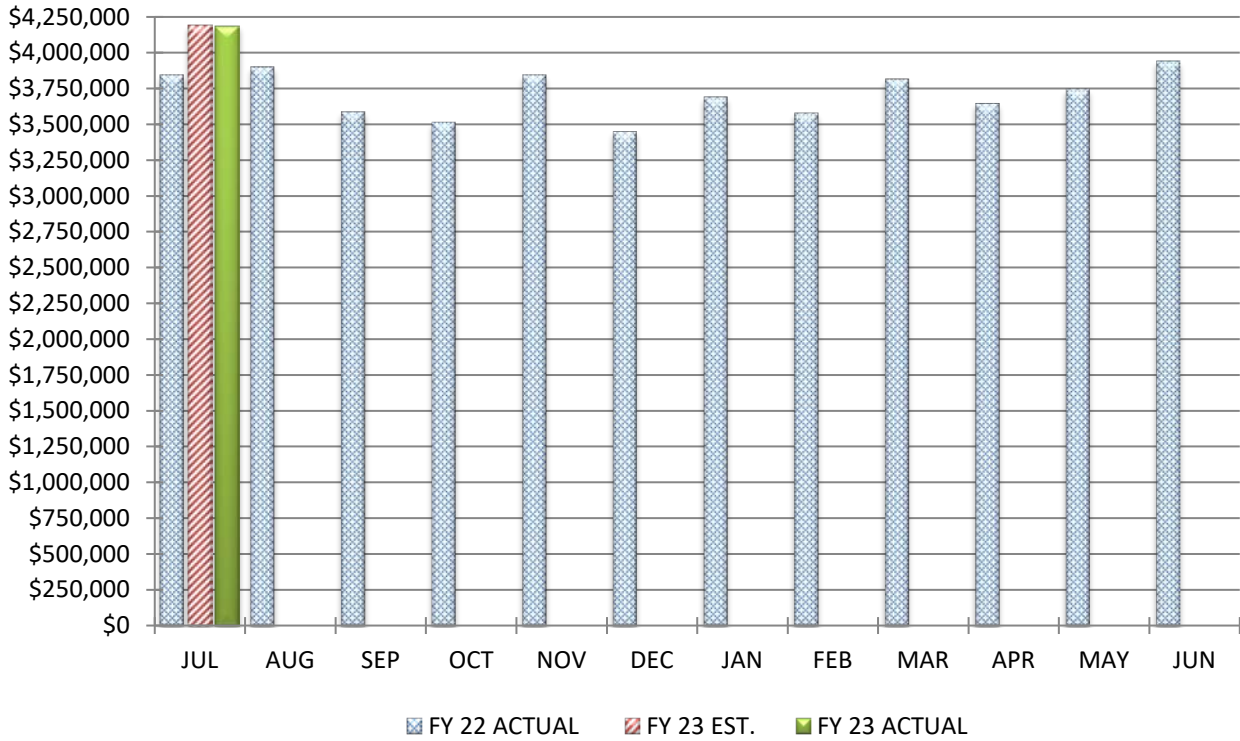
**COMPARISON OF OTHER REVENUES & OTHER FINANCING SOURCES**

**July 31, 2022**

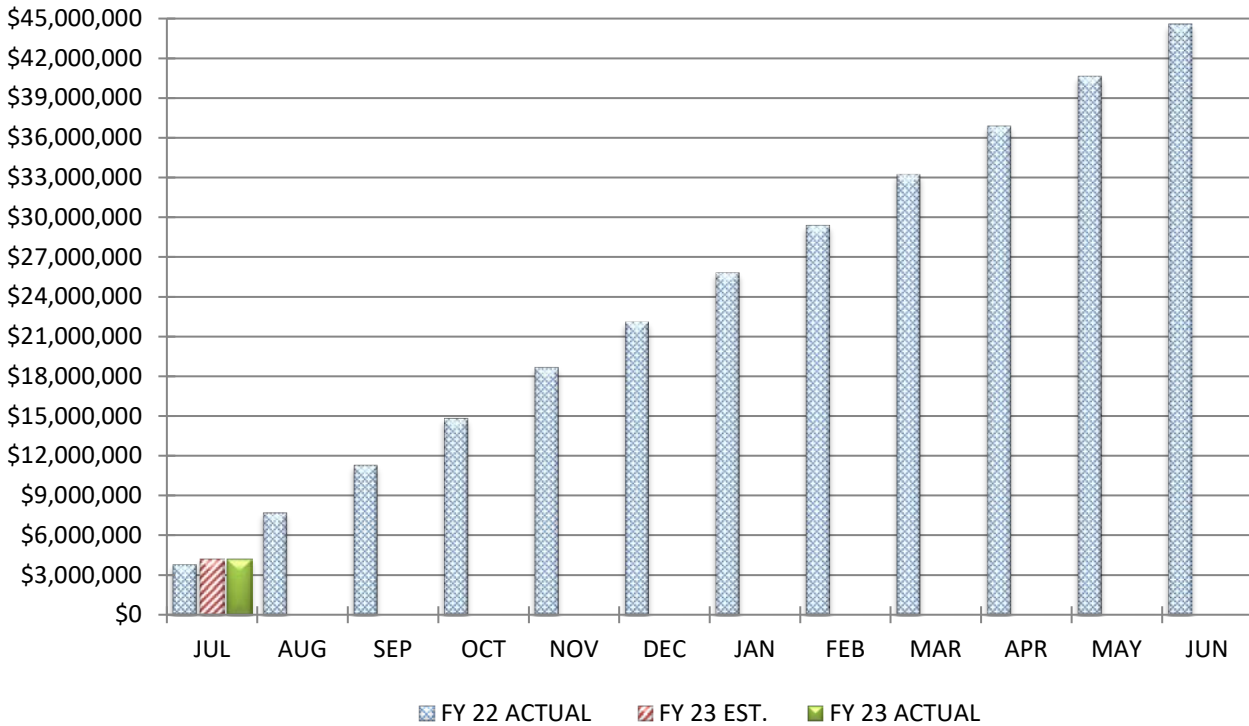
	<u>MONTH</u>	<u>YEAR-TO-DATE</u>
Actual Other Receipts	\$83,987	\$83,987
Estimated Other Receipts	\$83,987	\$83,987
Variance From Estimate	\$0	\$0
Variance From Estimate	0.00%	0.00%
Actual Prior Year	\$344,731	\$344,731
Total 2022-2023 Estimate		\$1,578,691
Percent Of Total Estimate Received		5.32%
Percent Of Budget Year Completed	1 months	8.33%

**COMMENTS:** We are on target with our annual estimates.

## COMPARISON OF TOTAL MONTHLY EXPENDITURES & OTHER FINANCING USES



## COMPARISON OF TOTAL YEAR-TO-DATE EXPENDITURES & OTHER FINANCING USES



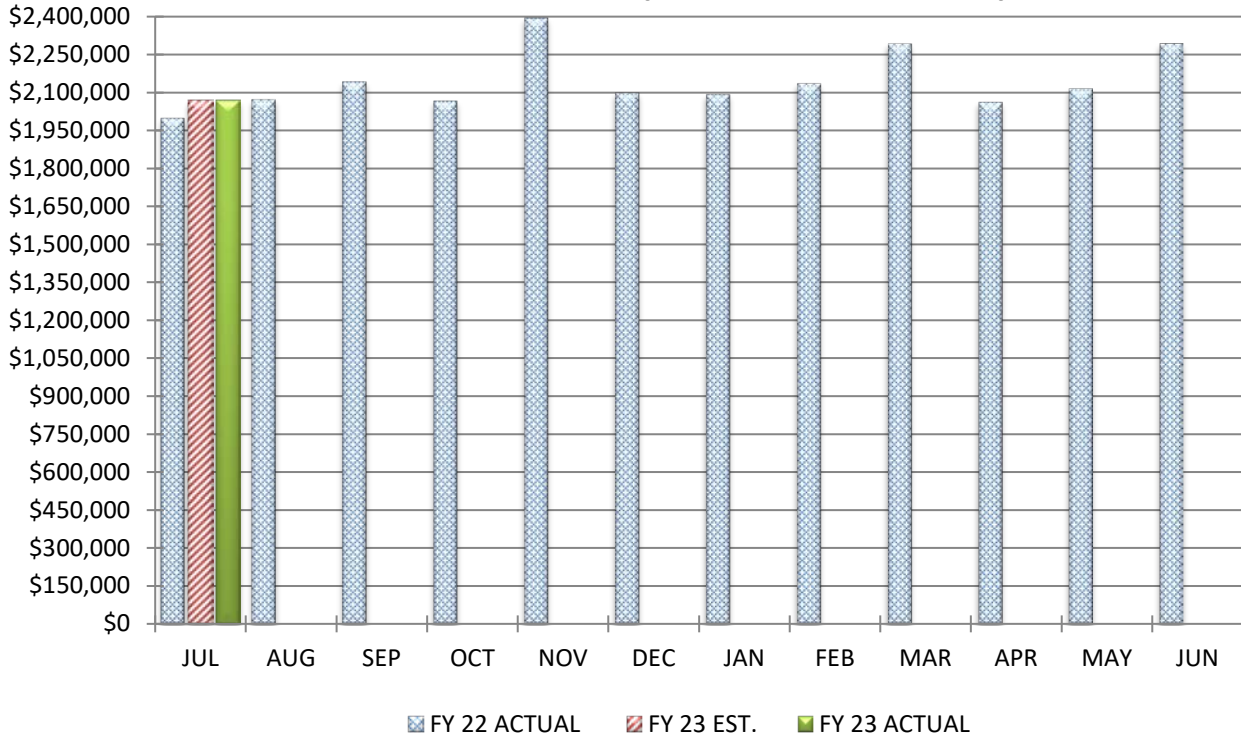


**COMPARISON OF TOTAL EXPENDITURES & OTHER FINANCING USES**

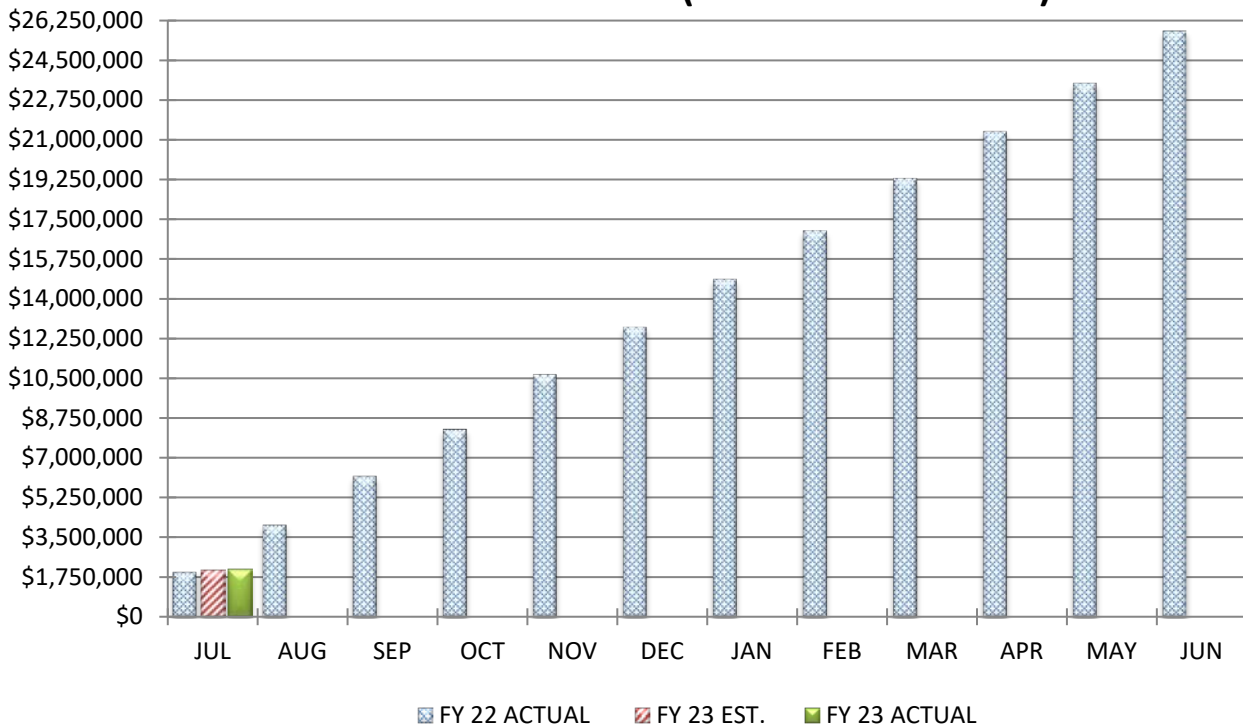
	<b>July 31, 2022</b>	
	<u>MONTH</u>	<u>YEAR-TO-DATE</u>
Actual Expenditures	\$4,188,066	\$4,188,066
Estimated Expenditures	\$4,188,066	\$4,188,066
Variance From Estimate	\$0	\$0
Variance From Estimate	0.00%	0.00%
Actual Prior Year	\$3,844,217	\$3,844,217
Total 2022-2023 Estimate		\$48,310,050
Percent Of Total Estimate Spent		8.67%
Percent Of Budget Year Completed	1 months	8.33%

**COMMENTS:** We are on target with our annual estimates.

## COMPARISON OF TOTAL MONTHLY PERSONAL SERVICES (SALARIES & WAGES)



## COMPARISON OF TOTAL YEAR-TO-DATE PERSONAL SERVICES (SALARIES & WAGES)

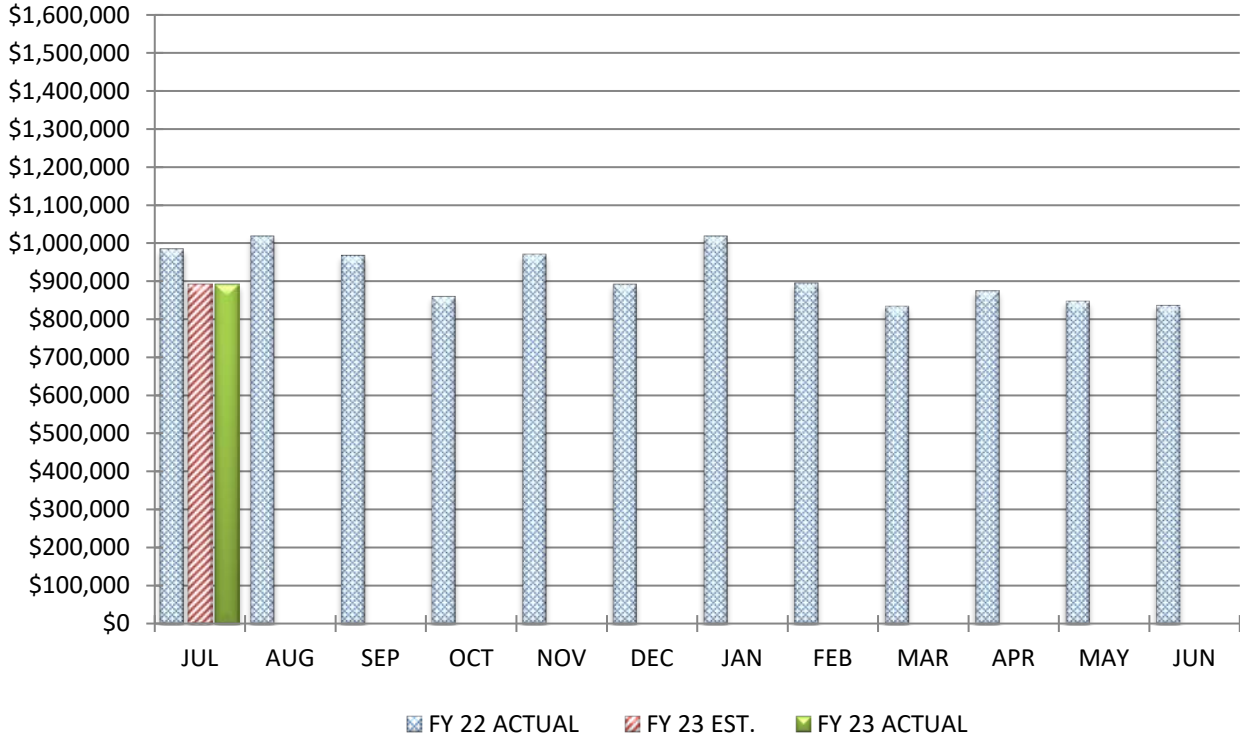


**COMPARISON OF PERSONAL SERVICES (SALARIES & WAGES)**

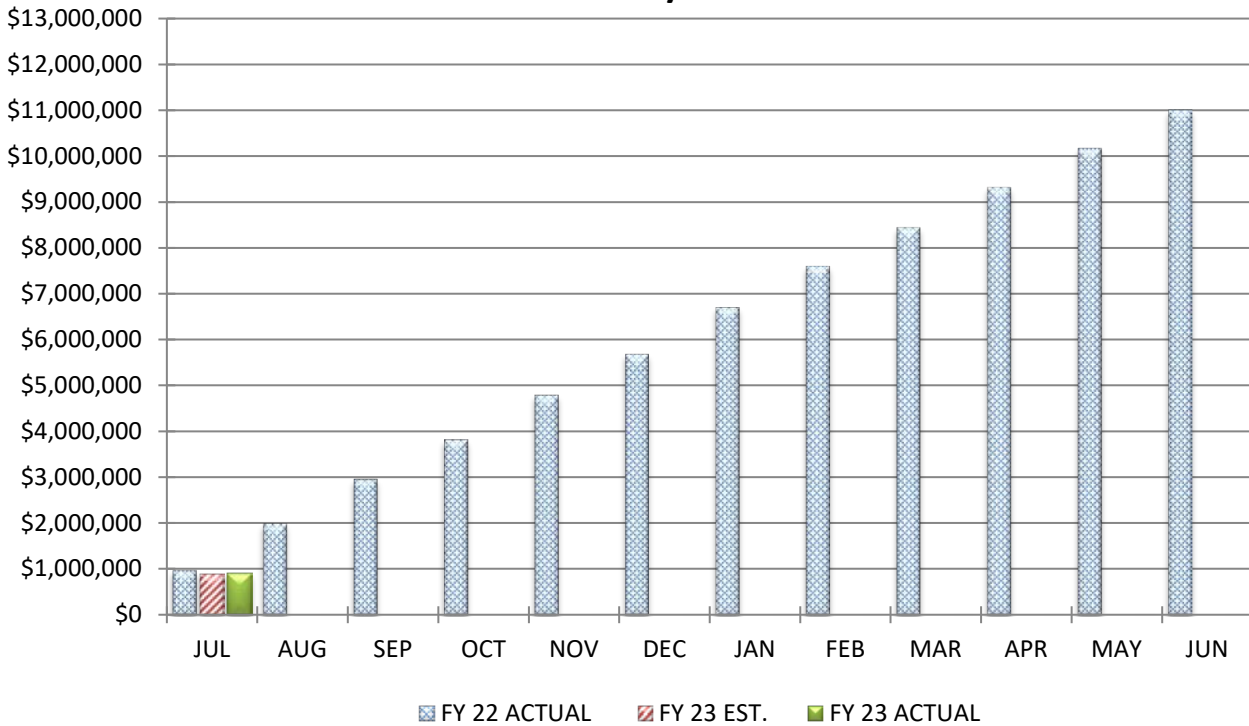
	<b>July 31, 2022</b>	
	<u>MONTH</u>	<u>YEAR-TO-DATE</u>
Actual Wage Expenditures	\$2,069,765	\$2,069,765
Estimated Wage Expenditures	\$2,069,765	\$2,069,765
Variance From Estimate	\$0	\$0
Variance From Estimate	0.00%	0.00%
Actual Prior Year	\$1,998,628	\$1,998,628
Total 2022-2023 Estimate		\$28,255,679
Percent Of Total Estimate Spent		7.33%
Percent Of Budget Year Completed	1 months	8.33%

**COMMENTS:** We are on target with our annual estimates.

## COMPARISON OF TOTAL MONTHLY EMPLOYEES' RETIREMENT/INSURANCE BENEFITS



## COMPARISON OF TOTAL YEAR-TO-DATE EMPLOYEES' RETIREMENT/INSURANCE BENEFITS



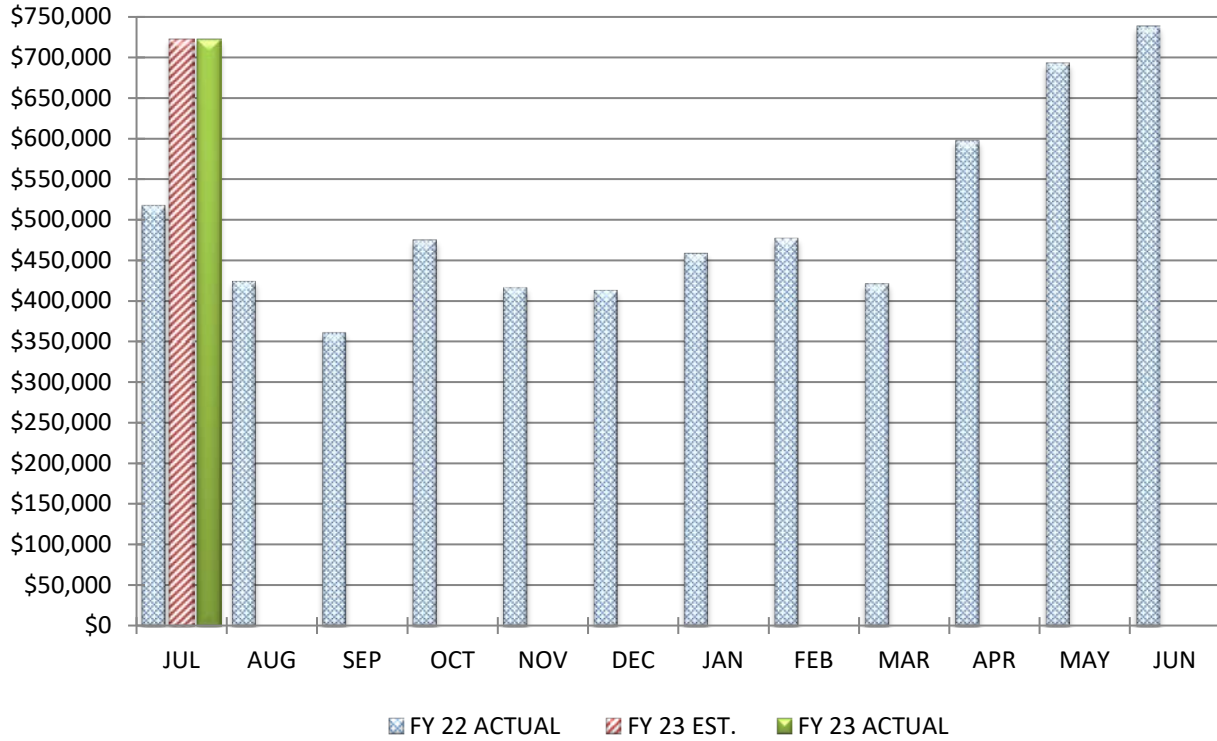
**COMPARISON OF EMPLOYEES' RETIREMENT/INSURANCE BENEFITS**

**July 31, 2022**

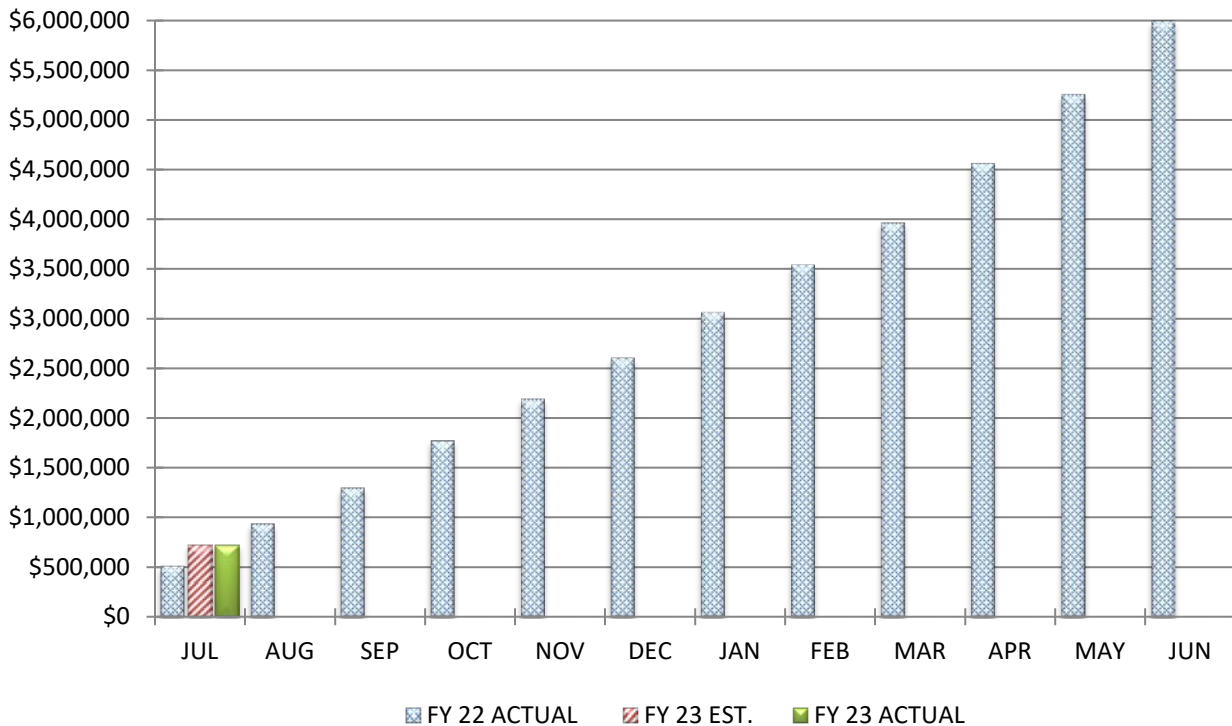
	<u>MONTH</u>	<u>YEAR-TO-DATE</u>
Actual Fringe Benefit Expenditures	\$891,787	\$891,787
Estimated Fringe Benefit Expenditures	\$891,787	\$891,787
Variance From Estimate	\$0	\$0
Variance From Estimate	0.00%	0.00%
Actual Prior Year	\$983,919	\$983,919
Total 2022-2023 Estimate		\$11,631,315
Percent Of Total Estimate Spent		7.67%
Percent Of Budget Year Completed	1 months	8.33%

**COMMENTS:** We are on target with our annual estimates.

## COMPARISON OF TOTAL MONTHLY PURCHASED SERVICES



## COMPARISON OF TOTAL YEAR-TO-DATE PURCHASED SERVICES



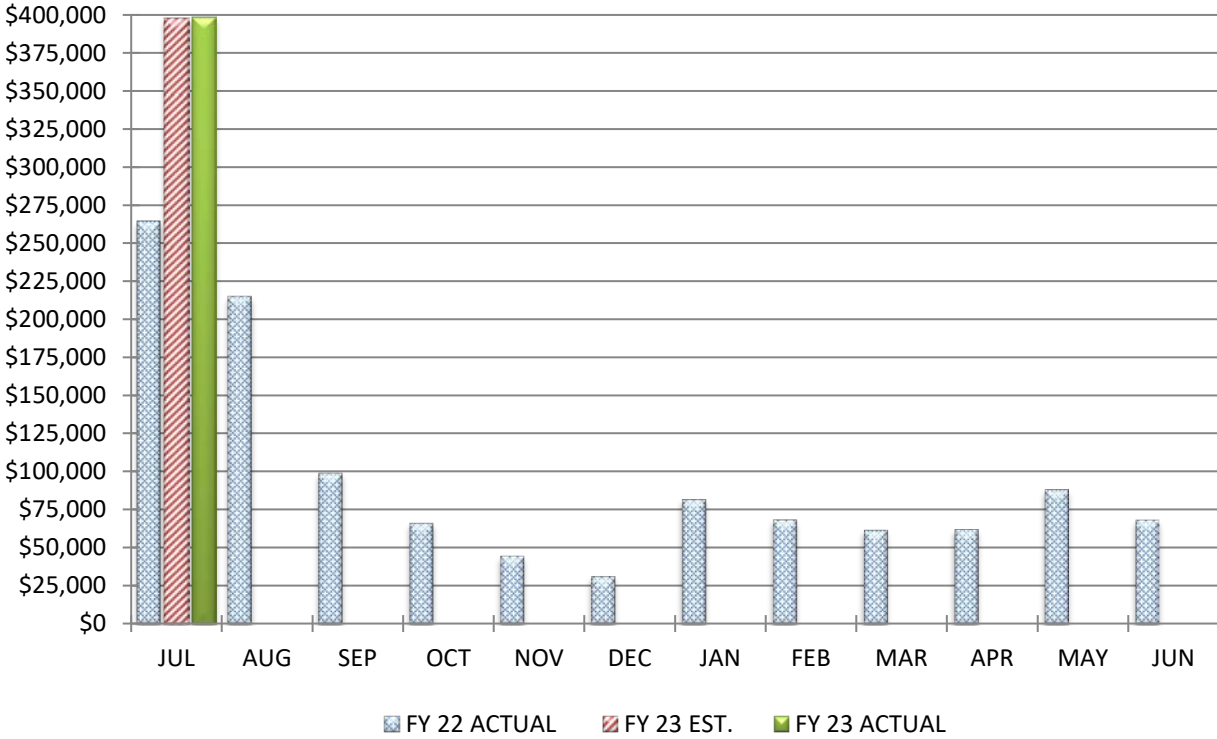
**COMPARISON OF PURCHASED SERVICES**

**July 31, 2022**

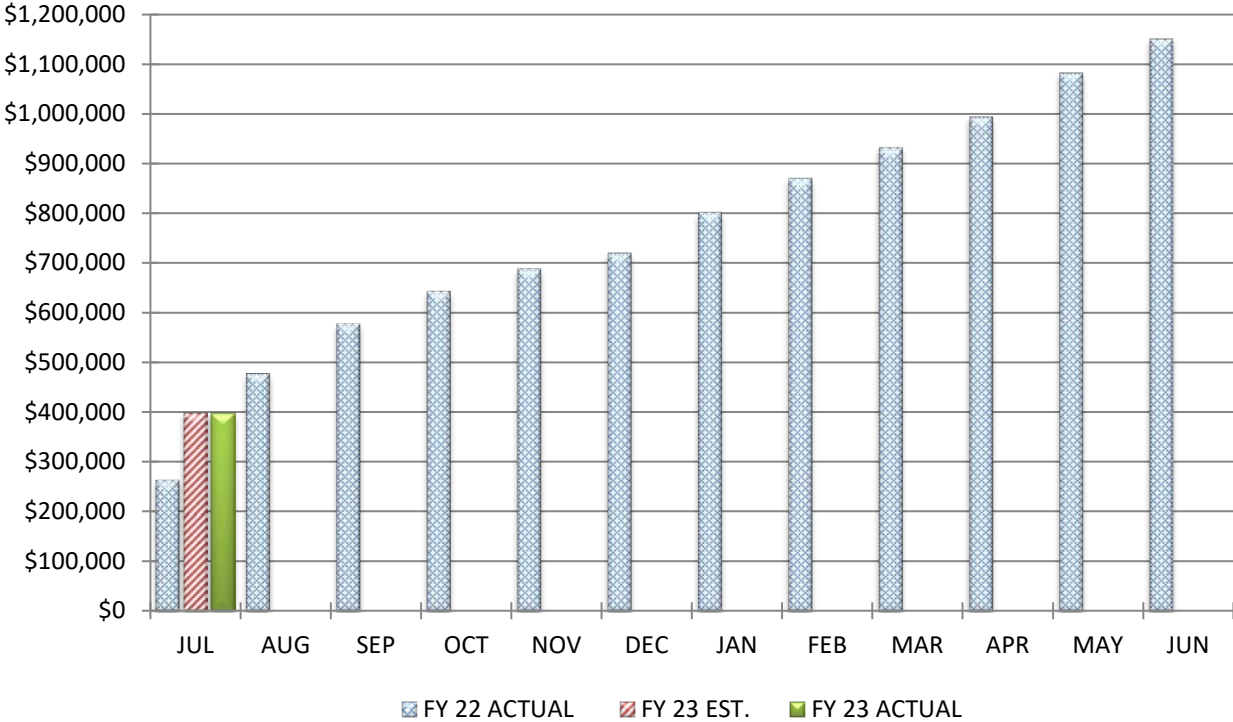
	<u>MONTH</u>	<u>YEAR-TO-DATE</u>
Actual Service Expenditures	\$722,600	\$722,600
Estimated Service Expenditures	\$722,600	\$722,600
Variance From Estimate	\$0	\$0
Variance From Estimate	0.00%	0.00%
Actual Prior Year	\$517,262	\$517,262
Total 2022-2023 Estimate		\$6,427,211
Percent Of Total Estimate Spent		11.24%
Percent Of Budget Year Completed	1 months	8.33%

**COMMENTS:** We are on target with our annual estimates. We are noting significant increases compared to last year in this line due to increases in utilities and insurance costs for our additional buildings on top of general inflationary increases from most service providers. We have planned for increases in these areas in our fiscal year 2023 budget, but we will have to watch this cost area throughout the year.

### COMPARISON OF TOTAL MONTHLY SUPPLIES AND MATERIALS



### COMPARISON OF TOTAL YEAR-TO-DATE SUPPLIES AND MATERIALS





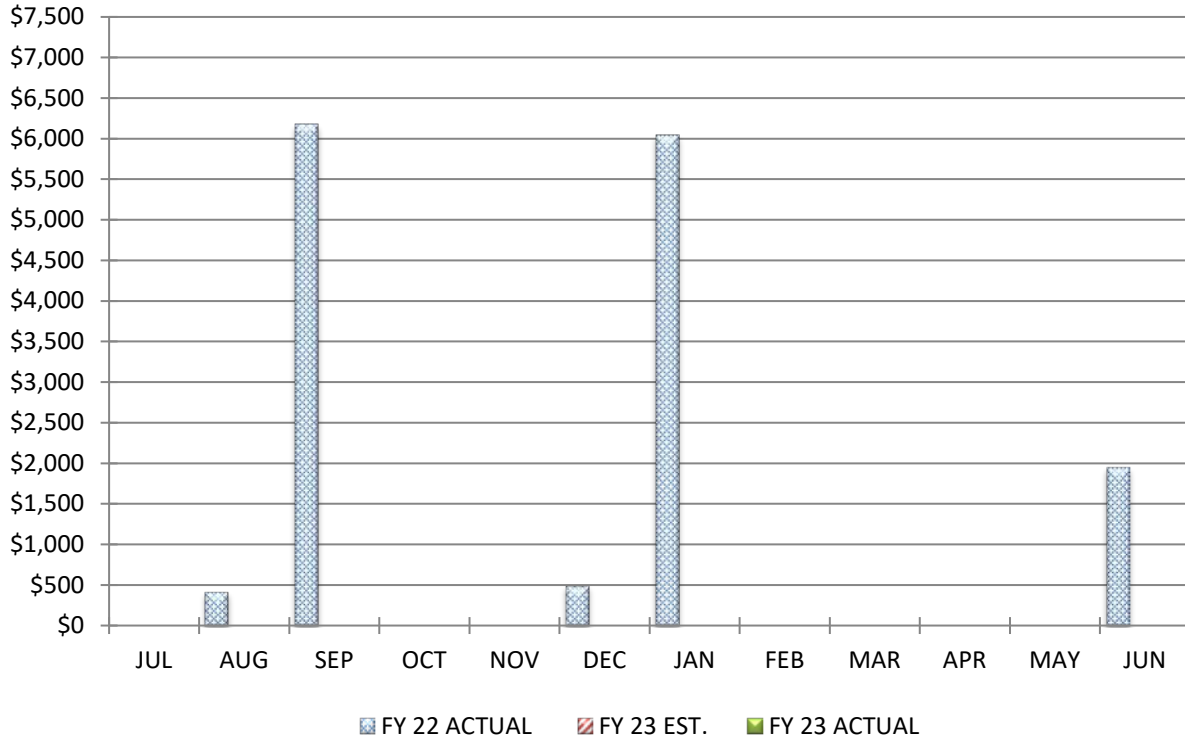
**COMPARISON OF SUPPLIES AND MATERIALS**

**July 31, 2022**

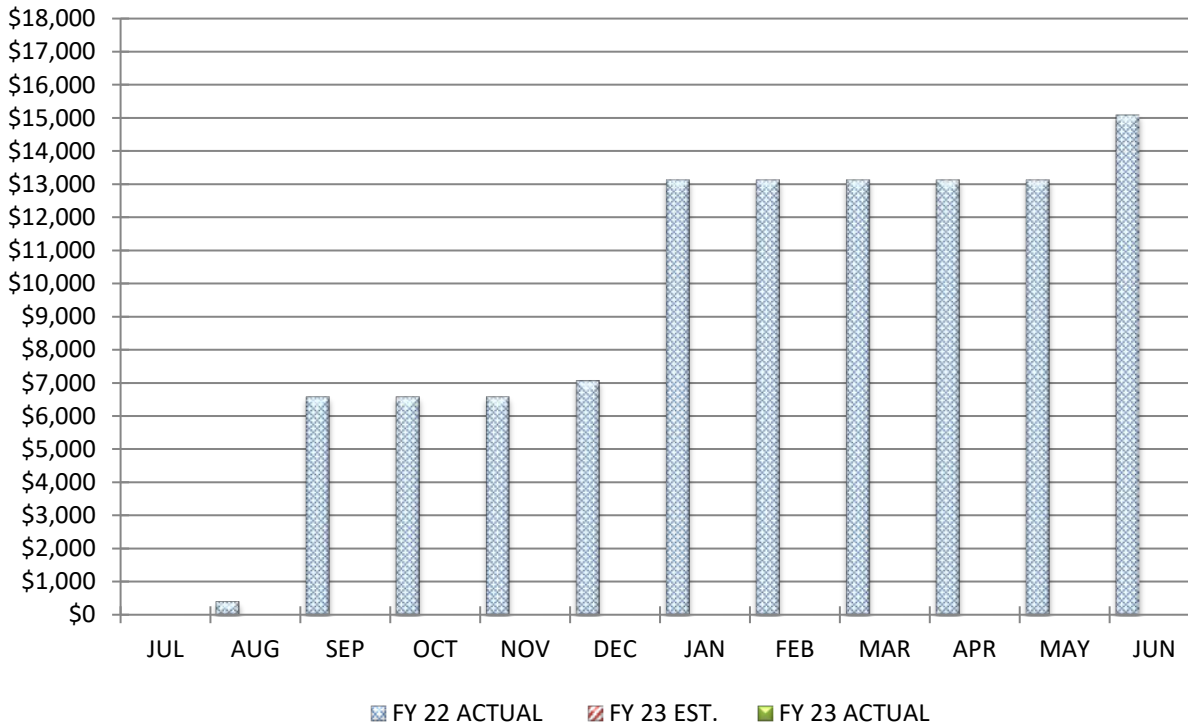
	MONTH	YEAR-TO-DATE
Actual Material Expenditures	\$398,263	\$398,263
Estimated Material Expenditures	\$398,263	\$398,263
Variance From Estimate	\$0	\$0
Variance From Estimate	0.00%	0.00%
Actual Prior Year	\$263,996	\$263,996
Total 2022-2023 Estimate		\$1,198,784
Percent Of Total Estimate Spent		33.22%
Percent Of Budget Year Completed	1 months	8.33%

**COMMENTS:** We are on target with our annual estimates. We are noting significant increases compared to last year in this line specifically due to bus fuel and our software subscriptions on top of general inflationary increases for many supply and material items. We have planned for increases in these areas in our fiscal year 2023 budget, but we will have to watch this cost area throughout the year.

## COMPARISON OF TOTAL MONTHLY CAPITAL OUTLAY



## COMPARISON OF TOTAL YEAR-TO-DATE CAPITAL OUTLAY

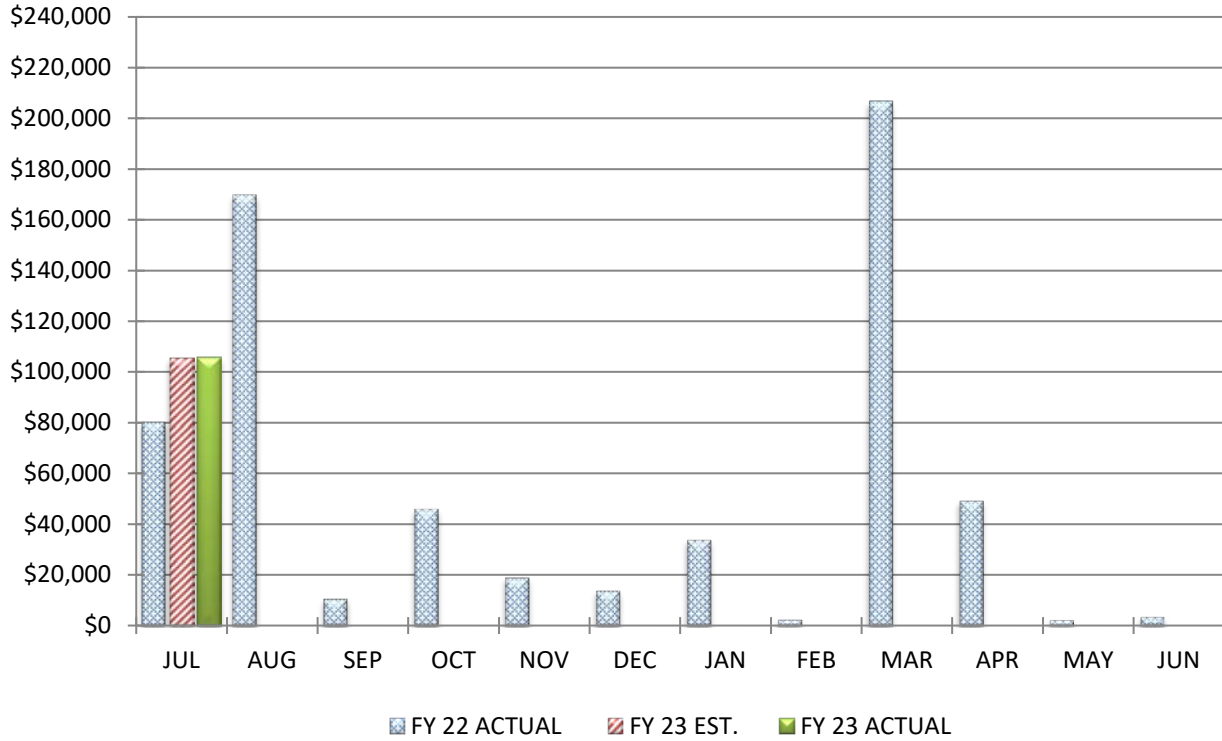


**COMPARISON OF CAPITAL OUTLAY**

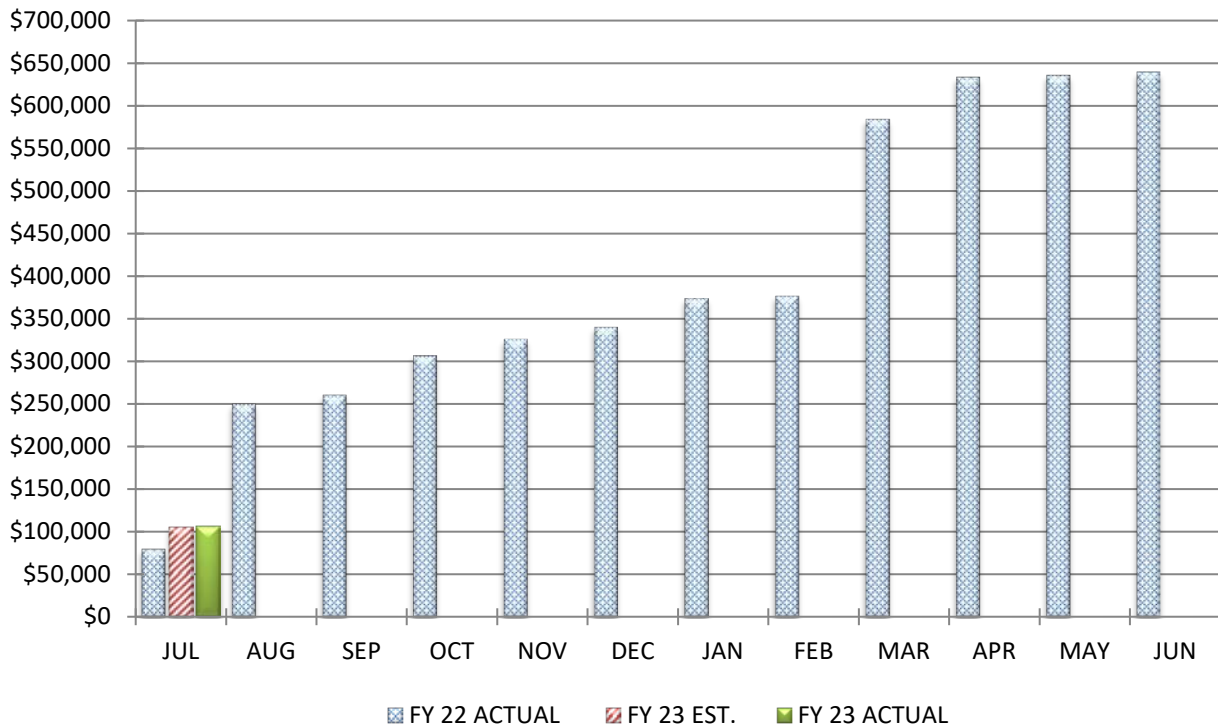
	<b>July 31, 2022</b>	
	<u>MONTH</u>	<u>YEAR-TO-DATE</u>
Actual Equipment Expenditures	\$0	\$0
Estimated Equipment Expenditures	\$0	\$0
Variance From Estimate	\$0	\$0
Variance From Estimate	0.00%	0.00%
Actual Prior Year	\$0	\$0
Total 2022-2023 Estimate		\$130,000
Percent Of Total Estimate Spent		0.00%
Percent Of Budget Year Completed	1 months	8.33%

**COMMENTS:** We are on target with our annual estimates.

### COMPARISON OF TOTAL MONTHLY OTHER EXPENDITURE OBJECTS & OTHER FINANCING USES



### COMPARISON OF TOTAL YEAR-TO-DATE OTHER EXPENDITURE OBJECTS & OTHER FINANCING USES



**COMPARISON OF OTHER EXPENDITURE OBJECTS & OTHER FINANCING USES**

**July 31, 2022**

	<u>MONTH</u>	<u>YEAR-TO-DATE</u>
Actual Other Expenditures	\$105,652	\$105,652
Estimated Other Expenditures	\$105,652	\$105,652
Variance From Estimate	\$0	\$0
Variance From Estimate	0.00%	0.00%
Actual Prior Year	\$80,411	\$80,411
Total 2022-2023 Estimate		\$667,061
Percent Of Total Estimate Spent		15.84%
Percent Of Budget Year Completed	1 months	8.33%

**COMMENTS:** We are on target with our annual estimates.



BIG WALNUT | INSPIRE  
LOCAL SCHOOLS & GUIDE

---

---

RECEIPTS, EXPENDITURES, AND FUND BALANCES REPORT

AND

MONTHLY SUMMARY CHECK REGISTER

---

---

**JULY 2022 - RECEIPTS, EXPENDITURES, AND FUND BALANCES REPORT**

Code	Fund Description	FY Beginning Balance	MTD Actual Receipts	FYTD Actual Receipts	MTD Expended	FYTD Expended	Current Balance	FY Encumbrances	FYTD Unencumbered
001	GENERAL	\$18,858,472.45	\$13,801,881.04	\$13,801,881.04	\$4,188,065.89	\$4,188,065.89	\$28,472,287.60	\$3,317,075.57	\$25,155,212.03
002	BOND RETIREMENT	5,528,250.23	2,740,634.00	2,740,634.00	0.00	0.00	8,268,884.23	8,807,401.51	(538,517.28)
003	PERMANENT IMPROVEMENT	1,464,281.22	375,266.00	375,266.00	288,332.03	288,332.03	1,551,215.19	1,140,640.18	410,575.01
004	BUILDING	6,006,997.01	7,169.44	7,169.44	1,862,876.57	1,862,876.57	4,151,289.88	3,606,178.01	545,111.87
006	FOOD SERVICE	823,548.76	991.68	991.68	91,387.18	91,387.18	733,153.26	388,703.77	344,449.49
012	ADULT EDUCATION	4,019.80	0.00	0.00	0.00	0.00	4,019.80	0.00	4,019.80
014	ROTARY-INTERNAL SERVICES	10,960.92	0.00	0.00	0.00	0.00	10,960.92	21,330.05	(10,369.13)
018	PUBLIC SCHOOL SUPPORT	125,267.22	0.00	0.00	(5.25)	(5.25)	125,272.47	24,385.89	100,886.58
019	OTHER GRANT	6,921.44	0.00	0.00	0.00	0.00	6,921.44	2,227.09	4,694.35
022	DISTRICT AGENCY	75,922.54	453.99	453.99	3,150.46	3,150.46	73,226.07	16,266.49	56,959.58
028	SPECIAL EDUCATION FUND	892.58	0.00	0.00	0.00	0.00	892.58	0.00	892.58
070	CAPITAL PROJECTS	103,922.70	0.00	0.00	0.00	0.00	103,922.70	51,606.36	52,316.34
200	STUDENT MANAGED ACTIVITY	161,859.57	(1.53)	(1.53)	10,790.09	10,790.09	151,067.95	110,182.42	40,885.53
300	DISTRICT MANAGED ACTIVITY	149,841.68	120.46	120.46	56,566.22	56,566.22	93,395.92	174,554.67	(81,158.75)
401	AUXILIARY SERVICES	138,656.54	152.07	152.07	31,149.55	31,149.55	107,659.06	74,545.23	33,113.83
451	DATA COMMUNICATION FUND	0.00	0.00	0.00	0.00	0.00	0.00	0.00	0.00
467	STUDENT WELLNESS AND SUCCESS FUND	3,025.05	0.00	0.00	0.00	0.00	3,025.05	0.00	3,025.05
499	MISCELLANEOUS STATE GRANT FUND	39,285.16	0.00	0.00	876.11	876.11	38,409.05	20,847.16	17,561.89
507	ELEMENTARY AND SECONDARY SCHOOL EMERGENCY RELIEF FUND	(70,303.41)	90,950.16	90,950.16	109,460.89	109,460.89	(88,814.14)	0.00	(88,814.14)
510	CORONA VIRUS RELIEF FUND	0.00	0.00	0.00	0.00	0.00	0.00	0.00	0.00
516	IDEA PART B GRANTS	(28,625.76)	52,664.44	52,664.44	53,735.18	53,735.18	(29,696.50)	36,481.80	(66,178.30)
551	LIMITED ENGLISH PROFICIENCY	0.00	0.00	0.00	0.00	0.00	0.00	0.00	0.00
572	TITLE I DISADVANTAGED CHILDREN	(11,132.19)	11,132.19	11,132.19	16,081.95	16,081.95	(16,081.95)	5,982.90	(22,064.85)
584	STUDENT SUPPORT AND ACADEMIC ENRICH	(1,548.54)	1,667.66	1,667.66	238.24	238.24	(119.12)	0.00	(119.12)
587	IDEA PRESCHOOL-HANDICAPPED	(14,387.31)	14,387.31	14,387.31	0.00	0.00	0.00	0.00	0.00
590	IMPROVING TEACHER QUALITY	(16,035.28)	16,035.28	16,035.28	785.00	785.00	(785.00)	16,370.33	(17,155.33)
599	MISCELLANEOUS FED. GRANT FUND	0.00	0.00	0.00	0.00	0.00	0.00	0.00	0.00
<b>Grand Total</b>		<b>\$33,360,092.38</b>	<b>\$17,113,504.19</b>	<b>\$17,113,504.19</b>	<b>\$6,713,490.11</b>	<b>\$6,713,490.11</b>	<b>\$43,760,106.46</b>	<b>\$17,814,779.43</b>	<b>\$25,945,327.03</b>

## Big Walnut Local Schools Disbursement Report-All-20220731

Check #	Check Type	Vendor #	Primary Name	Date	Amount	Reconcile Date	Status	Void Date	Type
0 Electronic				7/15/2022	\$ 1,079,200.64	7/29/2022	RECONCILED		PAYROLL
0 Electronic		900035	ArbiterPay Trust Account	7/14/2022	23,200.00	7/29/2022	RECONCILED		ACCOUNTS_PAYA BLE
0 Electronic		920000	SCHOOL EMPLOYEES	7/19/2022	36,009.23	7/29/2022	RECONCILED		ACCOUNTS_PAYA BLE
0 Electronic		900500	Payroll Account	7/19/2022	32,239.13	7/29/2022	RECONCILED		ACCOUNTS_PAYA BLE
0 Electronic		910000	STATE TEACHERS	7/19/2022	115,460.24	7/29/2022	RECONCILED		ACCOUNTS_PAYA BLE
0 Electronic		900001	PNC Bank - Visa	7/20/2022	12,408.75		OUTSTANDING		ACCOUNTS_PAYA BLE
0 Electronic				7/29/2022	12,000.00	7/29/2022	RECONCILED		PAYROLL
0 Electronic				7/29/2022	1,111,000.98	7/29/2022	RECONCILED		PAYROLL
0 Electronic		900500	Payroll Account	7/29/2022	34,859.75	7/29/2022	RECONCILED		ACCOUNTS_PAYA BLE
0 Electronic		900025	Dearborn Life Insurance Co	7/29/2022	1,652.94	7/29/2022	RECONCILED		ACCOUNTS_PAYA BLE
0 Electronic		991739	Anthem Blue Cross Blue Shield	7/29/2022	510,422.19	7/29/2022	RECONCILED		ACCOUNTS_PAYA BLE
0 Electronic		920000	SCHOOL EMPLOYEES	7/29/2022	36,628.07	7/29/2022	RECONCILED		ACCOUNTS_PAYA BLE
0 Electronic		900800	Delta Dental Plan of Ohio, Inc	7/29/2022	12,561.01	7/29/2022	RECONCILED		ACCOUNTS_PAYA BLE
0 Electronic		910000	STATE TEACHERS	7/29/2022	117,323.90	7/29/2022	RECONCILED		ACCOUNTS_PAYA BLE
0 Electronic		991739	Anthem Blue Cross Blue Shield	7/31/2022	2,196.26	7/31/2022	RECONCILED		ACCOUNTS_PAYA BLE
127452 Check		313	Loeb Electric - Columbus	7/11/2022	77.59	7/29/2022	RECONCILED		ACCOUNTS_PAYA BLE
127453 Check		1046	KE-WA-PA SALES & SERVICE	7/11/2022	149.95	7/29/2022	RECONCILED		ACCOUNTS_PAYA BLE
127454 Check		1536	Transportation Accessories Co	7/11/2022	166.92	7/29/2022	RECONCILED		ACCOUNTS_PAYA BLE
127455 Check		5183	Apple Computer, Inc.	7/11/2022	7,159.00	7/29/2022	RECONCILED		ACCOUNTS_PAYA BLE
127456 Check		5534	META - Marion Office	7/11/2022	67,219.42	7/29/2022	RECONCILED		ACCOUNTS_PAYA BLE
127457 Check		5725	BRICKER & ECKLER LLP	7/11/2022	2,279.00	7/29/2022	RECONCILED		ACCOUNTS_PAYA BLE
127458 Check		6471	Cardinal Bus Sales &	7/11/2022	65.59	7/29/2022	RECONCILED		ACCOUNTS_PAYA BLE
127459 Check		7454	Ohio High School Athletic	7/11/2022	240.00	7/29/2022	RECONCILED		ACCOUNTS_PAYA BLE
127460 Check		70284	Music Theatre International	7/11/2022	3,606.14	7/29/2022	RECONCILED		ACCOUNTS_PAYA BLE
127461 Check		711093	Internal Revenue Service	7/11/2022	19.53		OUTSTANDING		ACCOUNTS_PAYA BLE
127462 Check		790326	Friends Office	7/11/2022	10.80	7/29/2022	RECONCILED		ACCOUNTS_PAYA BLE



## Big Walnut Local Schools Disbursement Report-All-20220731

Check #	Check Type	Vendor #	Primary Name	Date	Amount	Reconcile Date	Status	Void Date	Type
127463	Check	792393	State Security, LLC	7/11/2022	\$ 889.00	7/29/2022	RECONCILED		ACCOUNTS_PAYA BLE
127464	Check	793193	City Electric Supply Company	7/11/2022	248.51	7/29/2022	RECONCILED		ACCOUNTS_PAYA BLE
127465	Check	793894	United Dairy, Inc.	7/11/2022	4,572.39	7/29/2022	RECONCILED		ACCOUNTS_PAYA BLE
127466	Check	795350	Coulter Ventures, LLC DBA: Rogue Fitness	7/11/2022	875.75	7/29/2022	RECONCILED		ACCOUNTS_PAYA BLE
127467	Check	795379	Waterlogic USA Inc.	7/11/2022	229.91	7/29/2022	RECONCILED		ACCOUNTS_PAYA BLE
127468	Check	795555	Gilbane Building Company	7/11/2022	675,299.58	7/29/2022	RECONCILED		ACCOUNTS_PAYA BLE
127469	Check	795685	US Bank National Association	7/11/2022	335.94	7/29/2022	RECONCILED		ACCOUNTS_PAYA BLE
127470	Check	991538	TP Mechanical Contractors, Inc.	7/11/2022	552.00	7/29/2022	RECONCILED		ACCOUNTS_PAYA BLE
127471	Check	991599	WEX Health, Inc.	7/11/2022	1,917.45	7/29/2022	RECONCILED		ACCOUNTS_PAYA BLE
127472	Check	991769	National Automotive Parts Association	7/11/2022	47.25	7/29/2022	RECONCILED		ACCOUNTS_PAYA BLE
127473	Check	7804	BIG WALNUT ATHLETIC BOOSTERS	7/13/2022	752.00	7/29/2022	RECONCILED		REFUND
127474	Check	794857	Humphreys, Tina	7/13/2022	29.70		OUTSTANDING		REFUND
127475	Check	991839	Jacobus, Meggan	7/13/2022	27.65		OUTSTANDING		REFUND
127476	Check	991840	Pfouts, Mark	7/13/2022	64.25		OUTSTANDING		REFUND
127477	Check	991841	Cunningham, Jeanette	7/13/2022	47.00	7/29/2022	RECONCILED		REFUND
127478	Check	991842	Smith, Angela	7/13/2022	29.70		OUTSTANDING		REFUND
127479	Check	991843	Delany, Heather	7/13/2022	57.25		OUTSTANDING		REFUND
127480	Check	991844	Becraft, Alicia	7/13/2022	7.00	7/29/2022	RECONCILED		REFUND
127481	Check	991845	Slupski, Ashley	7/13/2022	200.00	7/29/2022	RECONCILED		REFUND
127482	Check	991846	McNutt, Sonia	7/13/2022	200.00	7/29/2022	RECONCILED		REFUND
127483	Check	7804	BIG WALNUT ATHLETIC BOOSTERS	7/20/2022	376.68		OUTSTANDING		REFUND
127484	Check	1115	Del-Co Water Co.	7/21/2022	7,115.26		OUTSTANDING		ACCOUNTS_PAYA BLE
127485	Check	2502	VILLAGE OF SUNBURY	7/21/2022	2,758.46	7/29/2022	RECONCILED		ACCOUNTS_PAYA BLE
127486	Check	2503	Columbia Gas Of Ohio	7/21/2022	5,720.12	7/29/2022	RECONCILED		ACCOUNTS_PAYA BLE
127487	Check	2504	American Electric	7/21/2022	34,568.20	7/29/2022	RECONCILED		ACCOUNTS_PAYA BLE
127488	Check	4154	GOPHER SPORT	7/21/2022	249.51	7/29/2022	RECONCILED		ACCOUNTS_PAYA BLE
127489	Check	5725	BRICKER &	7/21/2022	12,464.50	7/29/2022	RECONCILED		ACCOUNTS_PAYA BLE

## Big Walnut Local Schools Disbursement Report-All-20220731

Check #	Check Type	Vendor #	Primary Name	Date	Amount	Reconcile Date	Status	Void Date	Type
127490	Check		ECKLER LLP	7/21/2022					BLE
		6457	Delaware County Sheriff's Offc	7/21/2022	\$ 11,139.18	7/29/2022	RECONCILED		ACCOUNTS_PAYA
127491	Check		7115 Robinson, Kelly	7/21/2022	75.00	7/29/2022	RECONCILED		ACCOUNTS_PAYA
127492	Check		8551 Professional Binding Products	7/21/2022	1,027.00	7/29/2022	RECONCILED		ACCOUNTS_PAYA
127493	Check		9111 Pynex, Inc.	7/21/2022	166,362.00	7/29/2022	RECONCILED		ACCOUNTS_PAYA
127494	Check		70722 Riddell All American	7/21/2022	9,351.00	7/29/2022	RECONCILED		ACCOUNTS_PAYA
127495	Check		789683 Hay, Melissa	7/21/2022	597.00	7/29/2022	RECONCILED		ACCOUNTS_PAYA
127496	Check		789693 Shelton, Brian	7/21/2022	93.60	7/29/2022	RECONCILED		ACCOUNTS_PAYA
127497	Check		790585 Hylant Administrative Services	7/21/2022	182,755.00	7/29/2022	RECONCILED		ACCOUNTS_PAYA
127498	Check		792223 Neola, Inc.	7/21/2022	1,295.00	7/29/2022	RECONCILED		ACCOUNTS_PAYA
127499	Check		792275 FRANK, ALAN	7/21/2022	373.00	7/29/2022	RECONCILED		ACCOUNTS_PAYA
127500	Check		792556 Consolidated Electric Coop Inc	7/21/2022	99,567.00	7/29/2022	RECONCILED		ACCOUNTS_PAYA
127501	Check		792842 Erjavec, Erin	7/21/2022	352.50	7/29/2022	RECONCILED		ACCOUNTS_PAYA
127502	Check		793012 Smith - Feike - Minton, Inc.	7/21/2022	16,605.00	7/29/2022	RECONCILED		ACCOUNTS_PAYA
127503	Check		793193 City Electric Supply Company	7/21/2022	152.20	7/29/2022	RECONCILED		ACCOUNTS_PAYA
127504	Check		793376 Sherwin-Williams Store #1383	7/21/2022	575.15	7/29/2022	RECONCILED		ACCOUNTS_PAYA
127505	Check		793649 Franklin Computer Svcs Group	7/21/2022	7,828.13	7/29/2022	RECONCILED		ACCOUNTS_PAYA
127506	Check		793818 Edmentum, Inc.	7/21/2022	11,600.00	7/29/2022	RECONCILED		ACCOUNTS_PAYA
127507	Check		793894 United Dairy, Inc.	7/21/2022	172.99	7/29/2022	RECONCILED		ACCOUNTS_PAYA
127508	Check		794150 Schilling Propane Service	7/21/2022	274,735.00	7/29/2022	RECONCILED		ACCOUNTS_PAYA
127509	Check		794792 Game One	7/21/2022	2,030.00	7/29/2022	RECONCILED		ACCOUNTS_PAYA
127510	Check		794800 Heller, Rachael R	7/21/2022	668.25	7/29/2022	RECONCILED		ACCOUNTS_PAYA
127511	Check		794975 Delaware County EMS	7/21/2022	85.00		OUTSTANDING		ACCOUNTS_PAYA
127512	Check		795083 Ohio Schools Council	7/21/2022	3,617.00	7/29/2022	RECONCILED		ACCOUNTS_PAYA
127513	Check		795084 PowerSchool	7/21/2022	50,515.41	7/29/2022	RECONCILED		ACCOUNTS_PAYA

## Big Walnut Local Schools Disbursement Report-All-20220731

Check #	Check Type	Vendor #	Primary Name	Date	Amount	Reconcile Date	Status	Void Date	Type
127514	Check	795096	Group, LLC Branham, Dorothy	7/21/2022	\$ 462.50	7/29/2022	RECONCILED		BLE ACCOUNTS_PAYA
127515	Check	795283	PaySchools	7/21/2022	175.10	7/29/2022	RECONCILED		BLE ACCOUNTS_PAYA
127516	Check	795305	Broschart, Ben	7/21/2022	1,336.20	7/29/2022	RECONCILED		BLE ACCOUNTS_PAYA
127517	Check	795321	Sunbelt Rentals, Inc.	7/21/2022	3,661.15	7/29/2022	RECONCILED		BLE ACCOUNTS_PAYA
127518	Check	795379	Waterlogic USA Inc.	7/21/2022	184.74	7/29/2022	RECONCILED		BLE ACCOUNTS_PAYA
127519	Check	795468	Rowe, Kelly	7/21/2022	352.50	7/29/2022	RECONCILED		BLE ACCOUNTS_PAYA
127520	Check	795595	Central District Girls Golf	7/21/2022	50.00		OUTSTANDING		BLE ACCOUNTS_PAYA
127521	Check	795685	US Bank National Association	7/21/2022	8,191.24	7/29/2022	RECONCILED		BLE ACCOUNTS_PAYA
127522	Check	795850	Beeson, Rachel	7/21/2022	447.00	7/29/2022	RECONCILED		BLE ACCOUNTS_PAYA
127523	Check	991318	Quadient Leasing USA, Inc.	7/21/2022	1,240.34	7/29/2022	RECONCILED		BLE ACCOUNTS_PAYA
127524	Check	991586	Sterling Volleyball Company, LLC	7/21/2022	538.00		OUTSTANDING		BLE ACCOUNTS_PAYA
127525	Check	991609	Biometric Information Management, LLC	7/21/2022	800.00	7/29/2022	RECONCILED		BLE ACCOUNTS_PAYA
127526	Check	991630	Garland/DBS, Inc.	7/21/2022	121,270.03	7/29/2022	RECONCILED		BLE ACCOUNTS_PAYA
127527	Check	991833	The Chillicothe Telephone Company, dba: Horizon Telcom	7/21/2022	4,522.50	7/29/2022	RECONCILED		BLE ACCOUNTS_PAYA
127528	Check	991854	Rochte, Laura	7/25/2022	600.00		OUTSTANDING		REFUND
127529	Check	313	Loeb Electric - Columbus	7/28/2022	159.20		OUTSTANDING		BLE ACCOUNTS_PAYA
127530	Check	737	School Health Corporation	7/28/2022	427.55		OUTSTANDING		BLE ACCOUNTS_PAYA
127531	Check	1046	KE-WA-PA SALES & SERVICE	7/28/2022	4,712.46		OUTSTANDING		BLE ACCOUNTS_PAYA
127532	Check	1115	Del-Co Water Co.	7/28/2022	4,329.40		OUTSTANDING		BLE ACCOUNTS_PAYA
127533	Check	1557	TruckPro, LLC	7/28/2022	308.56		OUTSTANDING		BLE ACCOUNTS_PAYA
127534	Check	1633	German's Bus Sales & Service	7/28/2022	6,882.45		OUTSTANDING		BLE ACCOUNTS_PAYA
127535	Check	2038	Gordon Food Service	7/28/2022	6,685.79		OUTSTANDING		BLE ACCOUNTS_PAYA
127536	Check	2158	Piper, Teresa	7/28/2022	3,000.00		OUTSTANDING		BLE ACCOUNTS_PAYA
127537	Check	2503	Columbia Gas Of	7/28/2022	41.26		OUTSTANDING		BLE ACCOUNTS_PAYA

## Big Walnut Local Schools Disbursement Report-All-20220731

Check #	Check Type	Vendor #	Primary Name	Date	Amount	Reconcile Date	Status	Void Date	Type
127538	Check	3126	Ohio Shiffler Equipment Sales, Inc.	7/28/2022	\$ 8,446.71		OUTSTANDING		BLE ACCOUNTS_PAYA BLE
127539	Check	5237	ESC of Central Ohio	7/28/2022	700.00		OUTSTANDING		ACCOUNTS_PAYA BLE
127540	Check	5264	Ohio Department Of Commerce	7/28/2022	196.50		OUTSTANDING		ACCOUNTS_PAYA BLE
127541	Check	5725	BRICKER & ECKLER LLP	7/28/2022	12,375.50		OUTSTANDING		ACCOUNTS_PAYA BLE
127542	Check	5830	Lakeshore Learning Materials	7/28/2022	274.93		OUTSTANDING		ACCOUNTS_PAYA BLE
127543	Check	6372	Cintas Corp. Location #003	7/28/2022	100.92		OUTSTANDING		ACCOUNTS_PAYA BLE
127544	Check	6546	Mike & B Sales, Inc.	7/28/2022	200.00		OUTSTANDING		ACCOUNTS_PAYA BLE
127545	Check	6550	Central Restaurant Products	7/28/2022	5,456.45		OUTSTANDING		ACCOUNTS_PAYA BLE
127546	Check	9111	Pyrinex, Inc.	7/28/2022	2,344.00		OUTSTANDING		ACCOUNTS_PAYA BLE
127547	Check	70155	COSCA	7/28/2022	250.00		OUTSTANDING		ACCOUNTS_PAYA BLE
127548	Check	711113	Read, Amy	7/28/2022	46.21	7/29/2022	RECONCILED		ACCOUNTS_PAYA BLE
127549	Check	722174	Renaissance Learning, Inc.	7/28/2022	52,728.15		OUTSTANDING		ACCOUNTS_PAYA BLE
127550	Check	723780	Direct Energy Business, LLC	7/28/2022	12,753.57		OUTSTANDING		ACCOUNTS_PAYA BLE
127551	Check	789604	Central Ohio Youth Center	7/28/2022	6,200.00		OUTSTANDING		ACCOUNTS_PAYA BLE
127552	Check	790367	Strategic Management Solutions	7/28/2022	1,807.52		OUTSTANDING		ACCOUNTS_PAYA BLE
127553	Check	790734	Easton Telecom Services, LLC	7/28/2022	1,484.03		OUTSTANDING		ACCOUNTS_PAYA BLE
127554	Check	790998	Versatrans Solutions Division	7/28/2022	11,585.31		OUTSTANDING		ACCOUNTS_PAYA BLE
127555	Check	791110	Rose Pest Solutions	7/28/2022	7,858.40		OUTSTANDING		ACCOUNTS_PAYA BLE
127556	Check	791311	Clifford C. Seiler, II	7/28/2022	388.80		OUTSTANDING		ACCOUNTS_PAYA BLE
127557	Check	791383	Fortune, Molly	7/28/2022	111.50	7/29/2022	RECONCILED		ACCOUNTS_PAYA BLE
127558	Check	791693	Ohio BCI & I	7/28/2022	835.00		OUTSTANDING		ACCOUNTS_PAYA BLE
127559	Check	792004	Fun and Function	7/28/2022	288.68		OUTSTANDING		ACCOUNTS_PAYA BLE
127560	Check	792107	Great America	7/28/2022	635.10		OUTSTANDING		ACCOUNTS_PAYA BLE

## Big Walnut Local Schools Disbursement Report-All-20220731

Check #	Check Type	Vendor #	Primary Name	Date	Amount	Reconcile Date	Status	Void Date	Type
127561	Check	792344	Leasing Corp Learning A-Z	7/28/2022	\$ 625.00		OUTSTANDING		BLE ACCOUNTS_PAYA
127562	Check	792393	State Security, LLC	7/28/2022	33,275.00		OUTSTANDING		BLE ACCOUNTS_PAYA
127563	Check	792443	Batteries Plus	7/28/2022	1,233.63		OUTSTANDING		BLE ACCOUNTS_PAYA
127564	Check	792577	Fire and Safety Services LLC	7/28/2022	2,451.00		OUTSTANDING		BLE ACCOUNTS_PAYA
127565	Check	792640	Beem's BP Distributing, Inc.	7/28/2022	3,144.04		OUTSTANDING		BLE ACCOUNTS_PAYA
127566	Check	792660	CCB Technology, Inc.	7/28/2022	14,199.50		OUTSTANDING		BLE ACCOUNTS_PAYA
127567	Check	792661	Skinner Diesel	7/28/2022	99.11		OUTSTANDING		BLE ACCOUNTS_PAYA
127568	Check	792841	Bailey, Mandy	7/28/2022	100.00	7/29/2022	RECONCILED		BLE ACCOUNTS_PAYA
127569	Check	792938	Voss Bros. Sales & Rental	7/28/2022	423.93		OUTSTANDING		BLE ACCOUNTS_PAYA
127570	Check	793112	EMS Linq, Inc.	7/28/2022	895.00		OUTSTANDING		BLE ACCOUNTS_PAYA
127571	Check	793193	City Electric Supply Company	7/28/2022	236.10		OUTSTANDING		BLE ACCOUNTS_PAYA
127572	Check	793710	Rush Truck Centers of Ohio, Inc.	7/28/2022	2,304.45		OUTSTANDING		BLE ACCOUNTS_PAYA
127573	Check	794150	Schilling Propane Service	7/28/2022	8,538.83		OUTSTANDING		BLE ACCOUNTS_PAYA
127574	Check	794308	DreamBox Learning	7/28/2022	56,219.00		OUTSTANDING		BLE ACCOUNTS_PAYA
127575	Check	794447	Klamfoth, Linda	7/28/2022	220.00		OUTSTANDING		BLE ACCOUNTS_PAYA
127576	Check	794782	OhioGuidestone	7/28/2022	747.66		OUTSTANDING		BLE ACCOUNTS_PAYA
127577	Check	794792	Game One	7/28/2022	1,694.00		OUTSTANDING		BLE ACCOUNTS_PAYA
127578	Check	795116	R & R Services Plus LLC	7/28/2022	450.00		OUTSTANDING		BLE ACCOUNTS_PAYA
127579	Check	795181	Time Warner/Spectrum	7/28/2022	567.38		OUTSTANDING		BLE ACCOUNTS_PAYA
127580	Check	795198	Mitchell Lock Enterpris	7/28/2022	13,284.50		OUTSTANDING		BLE ACCOUNTS_PAYA
127581	Check	795246	Loth, Inc.	7/28/2022	4,600.00		OUTSTANDING		BLE ACCOUNTS_PAYA
127582	Check	795283	PaySchools	7/28/2022	8,990.00		OUTSTANDING		BLE ACCOUNTS_PAYA
127583	Check	795298	Big Walnut Apparel	7/28/2022	2,985.50		OUTSTANDING		BLE ACCOUNTS_PAYA
127584	Check	795332	Wimbish, Thomas	7/28/2022	38.84	7/29/2022	RECONCILED		BLE ACCOUNTS_PAYA

## Big Walnut Local Schools Disbursement Report-All-20220731

Check #	Check Type	Vendor #	Primary Name	Date	Amount	Reconcile Date	Status	Void Date	Type
127585	Check	795555	Gilbane Building Company	7/28/2022	\$ 1,123,739.41		OUTSTANDING		BLE ACCOUNTS_PAYA
127586	Check	795572	Water Walkers, Inc.	7/28/2022	4,064.00		OUTSTANDING		BLE ACCOUNTS_PAYA
127587	Check	795595	Central District Girls Golf	7/28/2022	330.00		OUTSTANDING		BLE ACCOUNTS_PAYA
127588	Check	795685	US Bank National Association	7/28/2022	335.95		VOID	7/28/2022	BLE ACCOUNTS_PAYA
127589	Check	795776	EMS LINQ INC	7/28/2022	10,961.56		OUTSTANDING		BLE ACCOUNTS_PAYA
127590	Check	795905	CRH OHIO LTD	7/28/2022	44.95		OUTSTANDING		BLE ACCOUNTS_PAYA
127591	Check	991599	WEX Health, Inc.	7/28/2022	958.05		OUTSTANDING		BLE ACCOUNTS_PAYA
127592	Check	991601	Huntington Public Capital Corp	7/28/2022	57,160.87		VOID	7/28/2022	BLE ACCOUNTS_PAYA
127593	Check	991643	Facilities Management eXpress, LLC	7/28/2022	5,775.00		OUTSTANDING		BLE ACCOUNTS_PAYA
127594	Check	991658	Chardon Laboratories, Inc.	7/28/2022	665.00		OUTSTANDING		BLE ACCOUNTS_PAYA
127595	Check	991681	Mason, Caylib	7/28/2022	108.40	7/29/2022	RECONCILED		BLE ACCOUNTS_PAYA
127596	Check	991727	Shuster, Tyler	7/28/2022	45.00	7/29/2022	RECONCILED		BLE ACCOUNTS_PAYA
127597	Check	991769	National Automotive Parts Association	7/28/2022	80.74		OUTSTANDING		BLE ACCOUNTS_PAYA
127598	Check	991805	Slater, Rebecca L.	7/28/2022	24.95	7/29/2022	RECONCILED		BLE ACCOUNTS_PAYA
127599	Check	991836	Jacobs, William L.	7/28/2022	1,143.00		OUTSTANDING		BLE ACCOUNTS_PAYA
127600	Check	991853	Johnstown Athletic Boosters, Inc.	7/28/2022	2,000.00		OUTSTANDING		BLE ACCOUNTS_PAYA
<b>Grand Total</b>					<b>\$ 6,471,568.10</b>				



**BIG WALNUT** | **INSPIRE**  
**LOCAL SCHOOLS** | **& GUIDE**

---

COMPARISON OF FISCAL YEAR 2022 YTD  
APPROPRIATIONS WITH FISCAL YTD ACTUAL -  
ALL FUNDS (EXCLUDING GENERAL FUND)

AND

INVESTMENT REPORT FOR ALL FUNDS

---

Comparison of Fiscal Year 2023 YTD Appropriations with Fiscal Year YTD Actual Expenditures - All Funds

	BOE Approved Appropriation	Prior FY Encumbrance	FYTD Expendable	FYTD Expenditures	Current Encumbrances	Unencumbered Balance	Unencumbered Percent
001 - GENERAL FUND	48,532,479	675,718	49,208,197	4,188,066	3,317,076	41,703,055	85%
002 - BOND RETIREMENT	8,935,502	-	8,935,502	-	8,807,402	128,100	1%
003 - PERMANENT IMPROVEMENT	2,249,935	824,611	3,074,546	288,332	1,140,640	1,645,574	54%
004 - BUILDING IMPROVEMENT	727,000	5,293,810	6,020,810	1,862,877	3,606,178	551,756	9%
006 - FOOD SERVICE	1,973,595	18,101	1,991,696	91,387	388,704	1,511,605	76%
014 - ROTARY-INTERNAL SERVICES	21,936	-	21,936	-	21,330	605	3%
018 - PUBLIC SCHOOL SUPPORT	98,050	5,043	103,093	(5)	24,386	78,712	76%
019 - OTHER GRANT	6,921	-	6,921	-	2,227	4,694	68%
022 - DISTRICT AGENCY	227,473	2,149	229,622	3,150	16,266	210,205	92%
070 - CAPITAL PROJECTS	74,000	30,984	104,984	-	51,606	53,378	51%
200 - STUDENT MANAGED ACTIVITY	102,269	26,166	128,435	10,790	110,182	7,462	6%
300 - DISTRICT MANAGED STUDENT ACTIVITY	298,497	6,036	304,533	56,566	174,555	73,412	24%
401 - AUXILIARY SERVICES	417,807	20,972	438,779	31,150	74,545	333,084	76%
451 - DATA COMMUNICATION FUND	12,600	-	12,600	-	-	12,600	100%
467 - STUDENT WELLNESS AND SUCCESS	3,025	-	3,025	-	-	3,025	100%
499 - MISCELLANEOUS STATE GRANT FUND	21,002	21,335	42,337	876	20,847	20,614	49%
507 - ESSER FUND	2,627,545	-	2,627,545	109,461	-	2,518,085	0%
516 - IDEA PART-B GRANT	1,283,202	36,770	1,319,972	53,735	36,482	1,229,755	93%
551 LIMITED ENGLISH PROFICIENCY	7,662	-	7,662	-	-	7,662	100%
572 - TITLE I	211,539	5,983	217,522	16,082	5,983	195,457	90%
584 - TITLE IV ACADEMIC ENRICHMENT	31,906	-	31,906	238	-	31,668	99%
587 - EARLY CHILDHOOD SPECIAL EDUCATION GRANT	25,548	-	25,548	-	-	25,548	100%
590 - TITLE II-A IMPROVING TEACHER QUALITY	150,256	13,782	164,038	785	16,370	146,883	90%
599 - MISCELLANEOUS FEDERAL GRANTS	-	-	-	-	-	-	100%
<b>TOTAL ALL FUNDS</b>	<b>19,507,271</b>	<b>6,305,742</b>	<b>25,813,013</b>	<b>2,525,424</b>	<b>14,497,704</b>	<b>8,789,885</b>	<b>34%</b>



**BIG WALNUT LOCAL SCHOOL DISTRICT  
INVESTMENT PORTFOLIO**

**July 31, 2022**

<u>Institution</u>	<u>Instrument Type</u>	<u>Cost Basis</u>	<u>Purchase Date</u>	<u>Yield Rate</u>	<u>Maturity Date</u>	<u>Days to Maturity</u>	<u>Est. Interest Remaining</u>
<b>INTERIM FUNDS - General Operating Funds</b>							
<i>Fifth Third Securities, Inc. - Investments</i>							
1) U.S. Treasury Note	U.S. Treasurer	\$809,937.50	12/15/2021	0.18%	9/30/2022	61	\$2,031.25
2) Goldman Sachs Bk USA	Certificate of Deposit	\$245,000.00	11/27/2019	1.80%	11/28/2022	120	\$2,223.12
3) U.S. Treasury Note	U.S. Treasurer	\$506,484.38	12/15/2021	0.31%	1/15/2023	168	\$3,177.08
4) U.S. Treasury Note	U.S. Treasurer	\$516,621.09	12/15/2021	0.46%	6/30/2023	334	\$659.18
5) U.S. Treasury Note	U.S. Treasurer	\$520,019.53	12/15/2021	0.65%	12/31/2023	518	\$3,671.88
6) U.S. Treasury Note	U.S. Treasurer	\$511,816.41	12/15/2021	0.81%	6/30/2024	700	\$7,652.99
7) U.S. Treasury Note	U.S. Treasurer	\$394,556.25	12/15/2021	0.88%	9/15/2024	777	\$9,193.75
<b>Fifth Third Investment Total Subtotal</b>		<b>\$3,504,435.16</b>					
<i>RedTree Investment Group - Investments</i>							
8) Toyota Motor Credit	Commercial Paper	\$1,196,220.00	12/16/2021	0.42%	9/12/2022	43	\$3,780.00
9) Toyota Motor Credit	Commercial Paper	\$199,325.00	12/20/2021	0.45%	9/16/2022	47	\$675.00
10) Bank of Montreal	Commercial Paper	\$246,970.56	6/23/2022	2.91%	11/22/2022	114	\$3,029.44
11) U.S. Treasury Bill	U.S. Treasury Bill	\$498,732.02	12/20/2021	0.25%	12/1/2022	123	\$1,267.98
12) Lorain County	Municipal Bond	\$175,000.00	12/30/2020	0.40%	12/1/2022	123	\$350.00
13) Canadian Imp Holding	Commercial Paper	\$246,501.81	6/21/2022	2.87%	12/16/2022	138	\$3,498.19
14) U.S. Treasury Note	U.S. Treasurer	\$598,359.38	12/15/2021	0.37%	1/31/2023	184	\$750.00
15) JP Morgan	Commercial Paper	\$244,019.10	6/21/2022	3.33%	3/13/2023	225	\$5,980.90
16) TD USA	Commercial Paper	\$243,970.00	6/27/2022	3.32%	3/22/2023	234	\$6,030.00
17) Royal Bank of Canada (RBC)	Commercial Paper	\$326,633.38	6/30/2022	3.42%	3/27/2023	239	\$8,366.62
18) U.S. Treasury Note	U.S. Treasurer	\$497,949.22	12/15/2021	0.44%	3/31/2023	243	\$625.00
19) U.S. Treasury Note	U.S. Treasurer	\$496,757.81	12/15/2021	0.61%	9/30/2023	426	\$1,875.00
20) U.S. Treasury Note	U.S. Treasurer	\$497,792.97	12/6/2021	0.61%	10/31/2023	457	\$2,812.50
21) Bethel Local School District	Municipal Bond	\$217,154.25	7/28/2020	1.11%	11/1/2023	458	\$7,845.75
22) U.S. Treasury Note	U.S. Treasurer	\$498,750.00	12/3/2021	0.63%	11/30/2023	487	\$3,750.00
23) City of Farview Park	Municipal Bond	\$165,000.00	7/1/2021	0.35%	12/1/2023	488	\$858.84
24) U.S. Treasury Note	U.S. Treasurer	\$249,658.20	6/30/2021	0.42%	4/15/2024	624	\$1,875.00
25) Federal Home Loan Bank	U.S. Gov't Agency Note	\$150,000.00	6/28/2021	0.40%	6/28/2024	698	\$780.00
26) Federal Home Loan Bank	U.S. Gov't Agency Note	\$260,000.00	8/26/2021	0.54%	8/26/2024	757	\$1,690.00
<b>Government Debt - Federal Agency Subtotal</b>		<b>\$7,008,793.70</b>					
<i>Cash Accounts</i>							
1) First Commonwealth Bank	Checking - SM	\$15,721.49	7/31/2022	0.02%	8/1/2022	1	\$0.01
2) Federated Govt Obligations Is	Money Market	\$82,277.45	7/31/2022	1.42%	8/1/2022	1	\$3.20
3) First American Obligations Fund	Money Market	\$12,258.79	7/31/2022	1.97%	8/1/2022	1	\$0.66
4) Star Ohio - General	Money Market	\$12,690,604.05	7/31/2022	1.63%	8/1/2022	1	\$566.73
<b>Cash Account Subtotal</b>		<b>\$12,800,861.78</b>					
<b>Total Interim Funds</b>		<b>\$23,314,090.64</b>					
<b>ACTIVE FUNDS - General Operating Funds</b>							
1) First Commonwealth Bank	Checking - General	\$16,185,083.00	7/31/2022	0.02%	8/1/2022	1	\$8.87
2) First Commonwealth Bank	Checking - Payroll	\$375,519.53	7/31/2022	0.00%	8/1/2022	1	\$0.00
<b>Total Active Funds</b>		<b>\$16,560,602.53</b>					
<b>Total Active and Interim Funds - General Operating</b>		<b>\$39,874,693.17</b>		<b>0.76%</b>		<b>81</b>	<b>\$85,028.94</b>

**BIG WALNUT LOCAL SCHOOL DISTRICT  
CONSTRUCTION - INVESTMENT PORTFOLIO  
July 31, 2022**

<u>Institution</u>	<u>Instrument Type</u>	<u>Cost Basis</u>	<u>Purchase Date</u>	<u>Yield Rate</u>	<u>Maturity Date</u>	<u>Days to Maturity</u>	<u>Est. Earnings Remaining</u>
<b>May 2019 - Bond Proceeds</b>							
<i>Commercial Paper</i>							
1) National Bank of Canada	Commercial Paper	\$448,593.72	6/29/2022	1.95%	8/26/2022	26	\$1,406.28
2) TD USA	Commercial Paper	\$497,738.75	6/27/2022	2.02%	9/16/2022	47	\$2,261.25
3) ING US CP	Commercial Paper	\$825,363.30	6/29/2022	2.22%	9/28/2022	59	\$4,636.70
4) MUFG Bank	Commercial Paper	\$864,840.42	5/31/2022	1.76%	9/30/2022	61	\$5,159.58
5) Mizuho Securities	Commercial Paper	\$823,014.16	6/29/2022	2.55%	10/27/2022	88	\$6,985.84
6) JP Morgan	Commercial Paper	\$494,779.17	5/23/2022	2.12%	11/18/2022	110	\$5,220.83
7) Societe Generale	Commercial Paper	\$1,006,649.33	7/28/2022	3.14%	12/27/2022	149	\$13,350.67
<b>Commercial Paper Subtotal</b>		<u>\$4,960,978.85</u>					
7) First American Treasury Obligations Fund	Money Market	\$13,532.69	7/31/2022	1.97%	8/1/2022	1	\$0.73
8) Star Ohio - Construction Fund	Money Market	\$719,291.63	7/31/2022	1.63%	8/1/2022	1	\$32.12
<b>Subtotal</b>		<u>\$732,824.32</u>					
<b>Total May 2019 - Bond Proceeds</b>		<u>\$5,693,803.17</u>					
<b>Grand Total Construction Proceeds</b>		<u>\$5,693,803.17</u>		2.24%		73	\$39,054.00

**BIG WALNUT LOCAL SCHOOL DISTRICT  
INVESTMENT EARNINGS REVENUE  
July 31, 2022**

<b>Fund</b>	<b>Month to Date</b>	<b>Year to Date</b>
General Fund (001)	\$37,765.70	\$37,765.70
Building Project Fund (004-9017)	\$7,169.44	\$7,169.44
Food Service Fund (006)	\$903.21	\$903.21
Sunbury Meadows CDA (022-9200)	\$0.46	\$0.46
Auxillary Services Fund (401)	\$152.07	\$152.07
<b>Total All Funds</b>	<b>\$45,990.88</b>	<b>\$45,990.88</b>

**Page Intentionally Left Blank**

Fifth Third Securities, Inc.  
**Big Walnut Local Schools - General Funds**  
**Account carried with National Financial Services, LLC**  
Purchases and Sales of Commercial Paper and Bankers Acceptances  
*From 07-01-21 Through 06-30-22*

<u>Security</u>	<u>Settle Date</u>	<u>Cusip</u>	<u>Mature Date</u>	<u>Quantity</u>
-----------------	------------------------	--------------	------------------------	-----------------

**PURCHASES**

**SALES**

MUFG Bank LTD/NY	09-17-21	62479LWH4	09-17-21	2,300,000
------------------	----------	-----------	----------	-----------

RedTree Investment Group  
**Big Walnut Local Schools - General Funds**  
**US Bank Custodian Acct Ending x08702**  
**Purchases and Sales of Commercial Paper and Bankers Acceptances**  
*From 07-01-21 To 06-30-22*

Security	Settle Date	Cusip	Mature Date	Quantity
<b>PURCHASES</b>				
Bank of Montreal	06-23-22	06369MLN1	11-22-22	250,000
Canadian Imp Holdings	06-21-22	13608BMG6	12-16-22	250,000
JP Morgan	06-21-22	46640QQD6	03-13-23	250,000
MUFG Bank	12-31-21	62479MEX7	05-31-22	1,100,000
Royal Bank of Canada (RBC)	06-30-22	78015DQT0	03-27-23	335,000
TD USA	06-27-22	89119BQN9	03-22-23	250,000
Toyota Motor Credit	12-16-21	89233HJC9	09-12-22	1,200,000
Toyota Motor Credit	12-20-21	89233HJG0	09-16-22	200,000
<b>SALES</b>				
Canadian Imp Holdings	12-16-21	13608AZG4	12-16-21	110,000
JP Morgan	12-09-21	46640PZ97	12-09-21	350,000
LVMH Moet	12-03-21	50244LZ31	12-03-21	1,000,000
LVMH Moet	12-20-21	50244LZL1	12-20-21	385,000
MUFG Bank	05-31-22	62479MEX7	05-31-22	1,100,000
Mizuho Securities	11-29-21	60689FYV4	11-29-21	3,300,000
Toyota Motor Credit	12-03-21	89233GZ33	12-03-21	450,000

RedTree Investment Group  
**Big Walnut Local Schools**  
**US Bank Custodian Acct Ending x99831**  
**Purchases and Sales of Commercial Paper and Bankers Acceptances**  
*From 07-01-21 To 06-06-22*

Security	Settle Date	Cusip	Mature Date	Quantity
<b>SALES</b>				
Canadian Imp Holdings	12-16-21	13608AZG4	12-16-21	340,000

RedTree Investment Group  
**Big Walnut Local Schools - 2018 Proceeds**  
**US Bank Custodian Acct Ending x99843**  
**Purchases and Sales of Commercial Paper and Bankers Acceptances**  
*From 07-01-21 To 06-06-22*

Security	Settle Date	Cusip	Mature Date	Quantity
<b>PURCHASES</b>				
Collateralized CP (JP Morgan)	08-18-21	19424JED4	05-13-22	720,000
Lloyds Bank	08-16-21	53948BE96	05-09-22	400,000
Royal Bank of Canada (RBC)	08-16-21	78015DE63	05-06-22	480,000
<b>SALES</b>				
Collateralized CP (JP Morgan)	05-13-22	19424JED4	05-13-22	720,000
ING US CP	12-14-21	4497W0ZE1	12-14-21	245,000
JP Morgan	08-09-21	46640PV91	08-09-21	1,000,000
Lloyds Bank	05-09-22	53948BE96	05-09-22	400,000
Royal Bank of Canada (RBC)	05-06-22	78015DE63	05-06-22	480,000
Toyota Motor Credit	08-03-21	89233GV37	08-03-21	600,000



RedTree Investment Group  
**Big Walnut Local Schools - 2019 Proceeds**  
**US Bank Custodian Acct Ending x99876**  
**Purchases and Sales of Commercial Paper and Bankers Acceptances**  
*From 07-01-21 To 06-30-22*

Security	Settle Date	Cusip	Mature Date	Quantity
<b>PURCHASES</b>				
Collateralized CP (JP Morgan)	08-18-21	19424JED4	05-13-22	1,800,000
ING US CP	06-29-22	45685RJU2	09-28-22	830,000
JP Morgan	05-23-22	46640QLJ8	11-18-22	500,000
Lloyds Bank	08-10-21	53948BE39	05-03-22	615,000
MUFG Bank	05-31-22	62479MJW4	09-30-22	870,000
Mizuho Securities	06-29-22	60689GKT2	10-27-22	830,000
National Bank of Canada	05-20-22	63307MGF0	07-15-22	1,000,000
National Bank of Canada	06-29-22	63307MHS1	08-26-22	450,000
Royal Bank of Canada (RBC)	08-16-21	78015DE63	05-06-22	1,500,000
Societe Generale	09-20-21	83369CFG4	06-16-22	1,450,000
TD USA	06-27-22	89119BJG2	09-16-22	500,000
<b>SALES</b>				
Bank of Montreal	12-06-21	06366GZ69	12-06-21	850,000
Citigroup	12-01-21	17327AZ18	12-01-21	1,000,000
Collateralized CP (JP Morgan)	05-13-22	19424JED4	05-13-22	1,800,000
ING US CP	12-14-21	4497W0ZE1	12-14-21	1,000,000
JP Morgan	08-09-21	46640PV91	08-09-21	2,000,000
LVMH Moet	12-03-21	50244LZ31	12-03-21	2,000,000
Lloyds Bank	05-03-22	53948BE39	05-03-22	615,000
MUFG Bank	09-03-21	62479LW35	09-03-21	1,000,000
MUFG Bank	09-10-21	62479LWA9	09-10-21	125,000
Natixis NY	12-03-21	63873JZ37	12-03-21	1,000,000
Natixis NY	01-04-22	63873KA49	01-04-22	1,000,000
Royal Bank of Canada (RBC)	08-09-21	78009AV92	08-09-21	1,500,000
Royal Bank of Canada (RBC)	05-06-22	78015DE63	05-06-22	1,500,000
Societe Generale	06-16-22	83369CFG4	06-16-22	1,450,000
Toyota Motor Credit	07-09-21	89233GU95	07-09-21	1,100,000
Toyota Motor Credit	08-03-21	89233GV37	08-03-21	1,000,000

Fifth Third Securities, Inc.  
**Big Walnut Local Schools - General Funds**  
*Account carried with National Financial Services, LLC*  
Income Earned from Commercial Paper and Bankers Acceptances  
*From 07-01-21 Through 06-30-22*

<u>Security</u>	<u>Pay-Date</u>	<u>Cusip</u>	<u>Mature Date</u>	<u>Amount</u>
<b>COMMERCIAL PAPER</b>				
MUFG Bank LTD/NY	09-17-21	62479LWH4	09-17-21	3,780.94
				<b>3,780.94</b>

RedTree Investment Group  
**Big Walnut Local Schools - General Funds**  
**US Bank Custodian Acct Ending x08702**  
**Income Earned from Commercial Paper and Bankers Acceptances**  
*From 07-01-21 Through 06-30-22*

<u>Security</u>	<u>Pay-Date</u>	<u>Cusip</u>	<u>Mature Date</u>	<u>Amount</u>
<b>COMMERCIAL PAPER</b>				
Mizuho Securities	11-29-21	60689FYV4	11-29-21	5,445.00
LVMH Moet	12-03-21	50244LZ31	12-03-21	1,500.00
Toyota Motor Credit	12-03-21	89233GZ33	12-03-21	675.00
JP Morgan	12-09-21	46640PZ97	12-09-21	547.17
Canadian Imp Holdings	12-16-21	13608AZG4	12-16-21	145.44
LVMH Moet	12-20-21	50244LZL1	12-20-21	564.67
MUFG Bank	05-31-22	62479MEX7	05-31-22	1,338.03
				10,215.31
				<b>10,215.31</b>

RedTree Investment Group  
**Big Walnut Local Schools**  
**US Bank Custodian Acct Ending x99831**  
**Income Earned from Commercial Paper and Bankers Acceptances**  
*From 07-01-21 Through 06-06-22*

<u>Security</u>	<u>Pay-Date</u>	<u>Cusip</u>	<u>Mature Date</u>	<u>Amount</u>
<b>COMMERCIAL PAPER</b>				
Canadian Imp Holdings	12-16-21	13608AZG4	12-16-21	449.55
				<b>449.55</b>

RedTree Investment Group  
**Big Walnut Local Schools - 2018 Proceeds**  
**US Bank Custodian Acct Ending x99843**  
**Income Earned from Commercial Paper and Bankers Acceptances**  
*From 07-01-21 Through 06-06-22*

Security	Pay-Date	Cusip	Mature Date	Amount
<b>COMMERCIAL PAPER</b>				
Toyota Motor Credit	08-03-21	89233GV37	08-03-21	1,170.00
JP Morgan	08-09-21	46640PV91	08-09-21	1,800.00
ING US CP	12-14-21	4497W0ZE1	12-14-21	367.50
Royal Bank of Canada (RBC)	05-06-22	78015DE63	05-06-22	561.07
Lloyds Bank	05-09-22	53948BE96	05-09-22	502.44
Collateralized CP (JP Morgan)	05-13-22	19424JED4	05-13-22	964.80
				5,365.81
				<b>5,365.81</b>

RedTree Investment Group  
**Big Walnut Local Schools - 2019 Proceeds**  
**US Bank Custodian Acct Ending x99876**  
**Income Earned from Commercial Paper and Bankers Acceptances**  
*From 07-01-21 Through 06-30-22*

Security	Pay-Date	Cusip	Mature Date	Amount
<b>COMMERCIAL PAPER</b>				
Toyota Motor Credit	07-09-21	89233GU95	07-09-21	2,137.06
Toyota Motor Credit	08-03-21	89233GV37	08-03-21	1,950.00
JP Morgan	08-09-21	46640PV91	08-09-21	3,600.00
Royal Bank of Canada (RBC)	08-09-21	78009AV92	08-09-21	2,577.91
MUFG Bank	09-03-21	62479LW35	09-03-21	1,854.17
MUFG Bank	09-10-21	62479LWA9	09-10-21	222.50
Citigroup	12-01-21	17327AZ18	12-01-21	1,450.00
LVMH Moet	12-03-21	50244LZ31	12-03-21	3,000.00
Natixis NY	12-03-21	63873JZ37	12-03-21	1,569.17
Bank of Montreal	12-06-21	06366GZ69	12-06-21	1,275.00
ING US CP	12-14-21	4497W0ZE1	12-14-21	1,500.00
Natixis NY	01-04-22	63873KA49	01-04-22	1,423.33
Lloyds Bank	05-03-22	53948BE39	05-03-22	772.51
Royal Bank of Canada (RBC)	05-06-22	78015DE63	05-06-22	1,753.33
Collateralized CP (JP Morgan)	05-13-22	19424JED4	05-13-22	2,412.00
Societe Generale	06-16-22	83369CFG4	06-16-22	1,950.25
				29,447.23
				<b>29,447.23</b>

**Thank you for your review of the July 2021 Big Walnut Local  
School District Financial Report.**



Big Walnut Local School District  
110 Tippet Court  
Sunbury, OH 43074