

Big Walnut Local School District

Monthly Financial Report

for the month ended
November 30, 2022



Prepared By:
Darren Jenkins
Treasurer

Table of Contents

<u>Description</u>	<u>Page</u>
Pie Chart of Estimated Revenue and Expenditures for fiscal years 2022-23 and 2012-13	1
Comparison of Fiscal Year 2023 YTD Estimated Revenue and Expenditures with Fiscal Year 2023 YTD Actuals	2

Variance Analysis

Comparison of Monthly Ending Cash Balances	4 & 5
Comparison of Monthly and Total Revenues & Other Financing Sources	6 & 7
Comparison of Monthly and Total General Property Tax (Real Estate)	8 & 9
Comparison of Monthly and Total Tangible Personal Property Tax (PUPP)	10 & 11
Comparison of Monthly and Total Income Tax	12 & 13
Comparison of Monthly and Total State Grants-in-Aid (Unrestricted & Restricted)	14 & 15
Comparison of Monthly and Total State Property Tax Allocations	16 & 17
Comparison of Monthly and Total Other Revenues & Other Financing Sources	18 & 19
Comparison of Monthly and Total Expenditures & Other Financing Uses	20 & 21
Comparison of Monthly and Total Personal Services (Salaries & Wages)	22 & 23
Comparison of Monthly and Total Employees' Retirement/Insurance Benefits	24 & 25
Comparison of Monthly and Total Purchased Services	26 & 27
Comparison of Monthly and Total Supplies and Materials	28 & 29
Comparison of Monthly and Total Capital Outlay	30 & 31
Comparison of Monthly and Total Other Expenditure Objects & Other Financing Uses	32 & 33

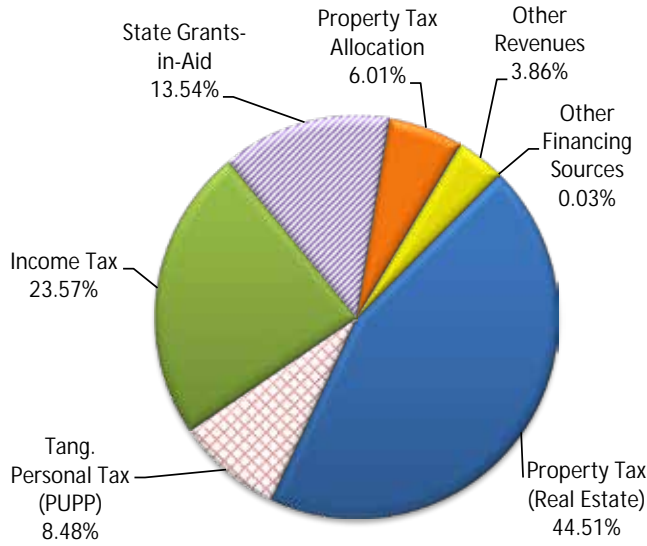
All Funds Reports

Receipts, Expenditures and Fund Balances All Funds (Fund Report)	35
Summary Check Register (Disbursement Report)	36 - 45
Comparison of Fiscal Year 2023 YTD Appropriations with Fiscal YTD Actual Expenditures – All Funds (excluding General Fund)	47
Investments - All Funds	48 - 50

Page Intentionally Left Blank

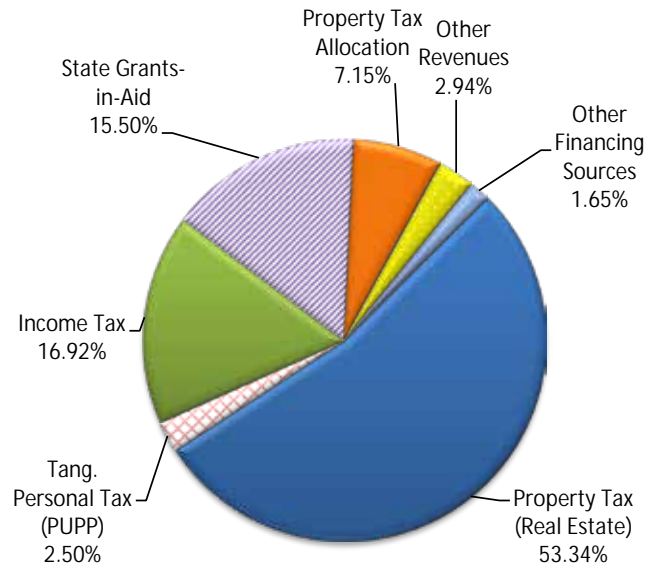
EST. GENERAL FUND REVENUE FY23

\$50,140,878



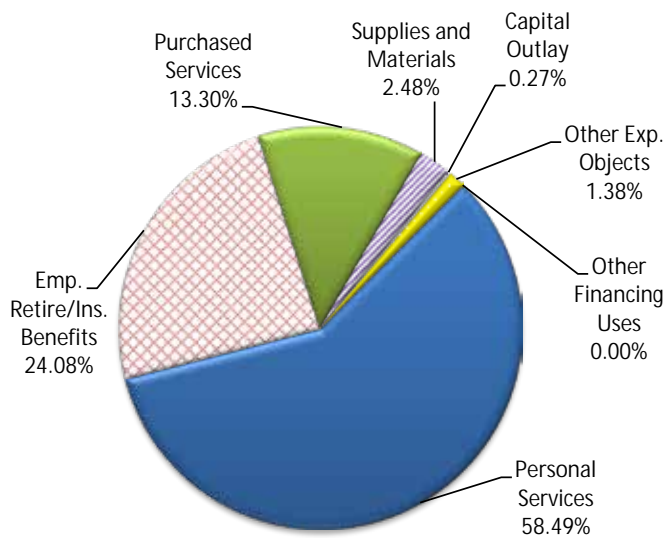
EST. GENERAL FUND REVENUE FY13

\$29,096,581



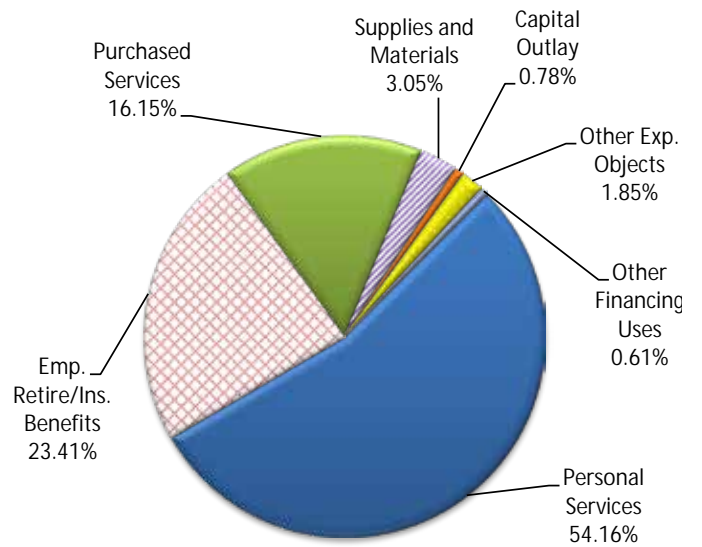
EST. GENERAL FUND EXPENDITURES FY23

\$48,310,050



EST. GENERAL FUND EXPENDITURES FY13

\$28,179,296



Enrollment

FY 2022

4,281

as of 8/17/2022

FY 2013

3,138

% Change

36.42%

**COMPARISON OF FISCAL YEAR 2023 YEAR-TO-DATE ESTIMATED REVENUES AND
EXPENDITURES WITH FISCAL YEAR 2023 YEAR-TO-DATE ACTUALS
GENERAL & REQUIRED DEBT SERVICE FUNDS ONLY**

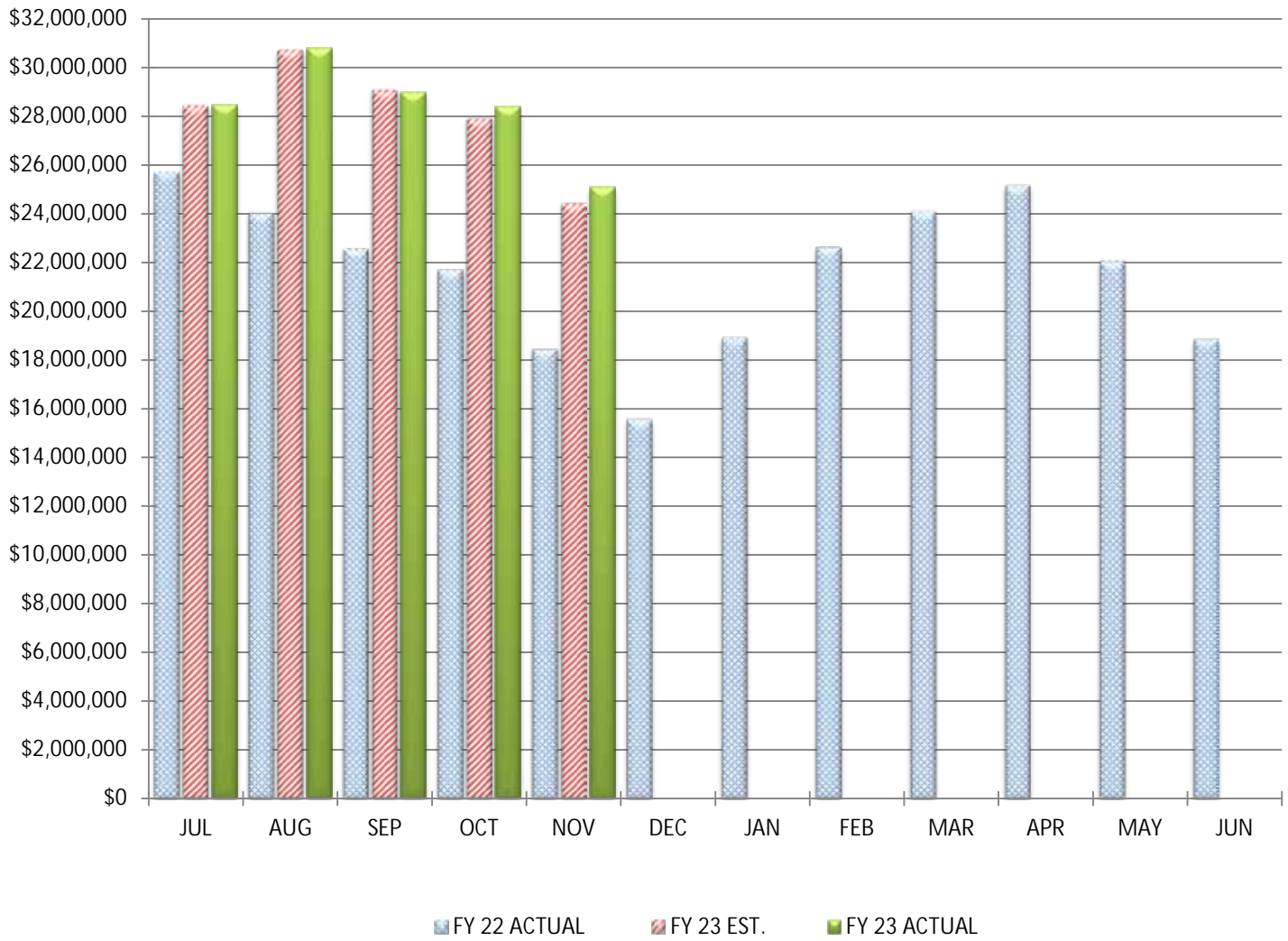
<u>CATEGORY</u>	<u>FY 23 EST.</u>	<u>FY 23 ACTUAL</u>	<u>VARIANCE</u>	<u>PERCENTAGE</u>
Revenues				
General Property Tax (Real Estate)	\$11,031,077	\$11,028,971	(\$2,106)	0.0%
Tangible Personal Property (PUPP)	2,241,402	2,241,402	0	0.0%
Income Tax	7,235,870	7,539,703	303,833	4.2%
Unrestricted State Grants-in-Aid	2,696,075	2,796,632	100,557	3.7%
Restricted State Grants-in-Aid	131,529	52,625	(78,904)	-60.0%
Property Tax Allocation (Reimb.)	1,576,827	1,580,802	3,976	0.3%
All Other Revenues	950,750	1,059,144	108,393	11.4%
Total Revenues	25,863,529	26,299,278	435,749	1.7%
Other Financing Sources				
Advances-In	\$0	\$0	\$0	0.0%
All Other Financing Sources	7,050	4,874	(2,176)	-30.9%
Total Other Financing Sources	7,050	4,874	(2,176)	-30.9%
Total Revenues & Other Fin. Sources	\$25,870,580	\$26,304,152	\$433,573	1.7%
Expenditures				
Personal Services (Salaries & Wages)	\$11,587,200	\$11,290,793	(\$296,406)	-2.6%
Retirement/Insurance Benefits	4,736,682	4,504,340	(232,342)	-4.9%
Purchased Services	2,740,360	2,898,603	158,243	5.8%
Supplies and Materials	735,573	873,597	138,024	18.8%
Capital Outlay	112,500	138,618	26,118	23.2%
Other Expenditure Objects	363,682	352,315	(11,367)	-3.1%
Total Expenditures	20,275,996	20,058,266	(217,730)	-1.1%
Other Financing Uses				
Operating Transfers-Out	\$0	\$0	\$0	0.0%
Advances-Out	0	0	0	0.0%
All Other Financing Uses	0	0	0	0.0%
Total Other Financing Uses	\$0	\$0	\$0	0.0%
Total Expenditures & Other Fin. Uses	\$20,275,996	\$20,058,266	(217,730)	-1.1%
Excess of Revenues & Other Fin. Sources over (under) Expenditures & Other Fin. Uses	\$5,594,584	\$6,245,887	\$651,303	11.6%
Beginning Cash Balance July 1	\$18,858,472	\$18,858,472	\$0	0.0%
Ending Cash Balance	\$24,453,057	\$25,104,359	\$651,303	2.7%
Estimated Encumbrances	\$0	\$2,896,727	(\$2,896,727)	
Unreserved Fund Balance	\$24,453,057	\$22,207,632	(\$2,245,425)	



BIG WALNUT | INSPIRE
LOCAL SCHOOLS | & GUIDE

VARIANCE ANALYSIS - GENERAL FUND

COMPARISON OF MONTHLY ENDING CASH BALANCES



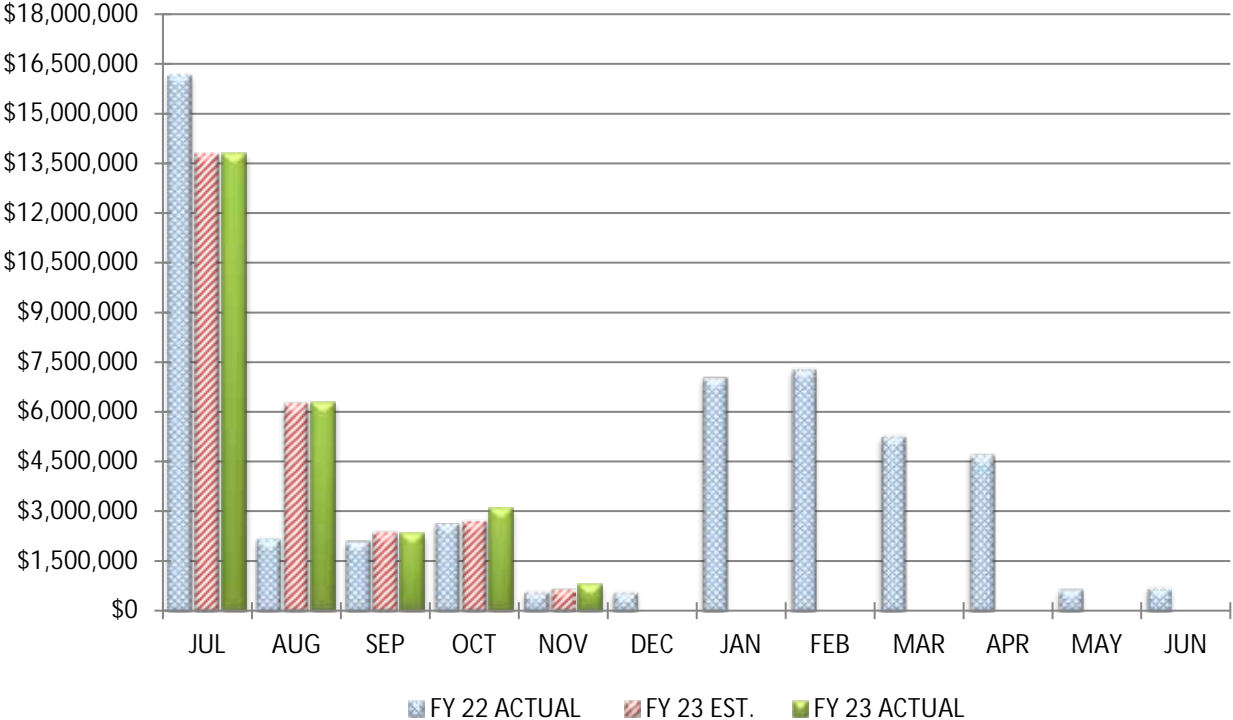
COMPARISON OF MONTHLY ENDING CASH BALANCES

November 30, 2022

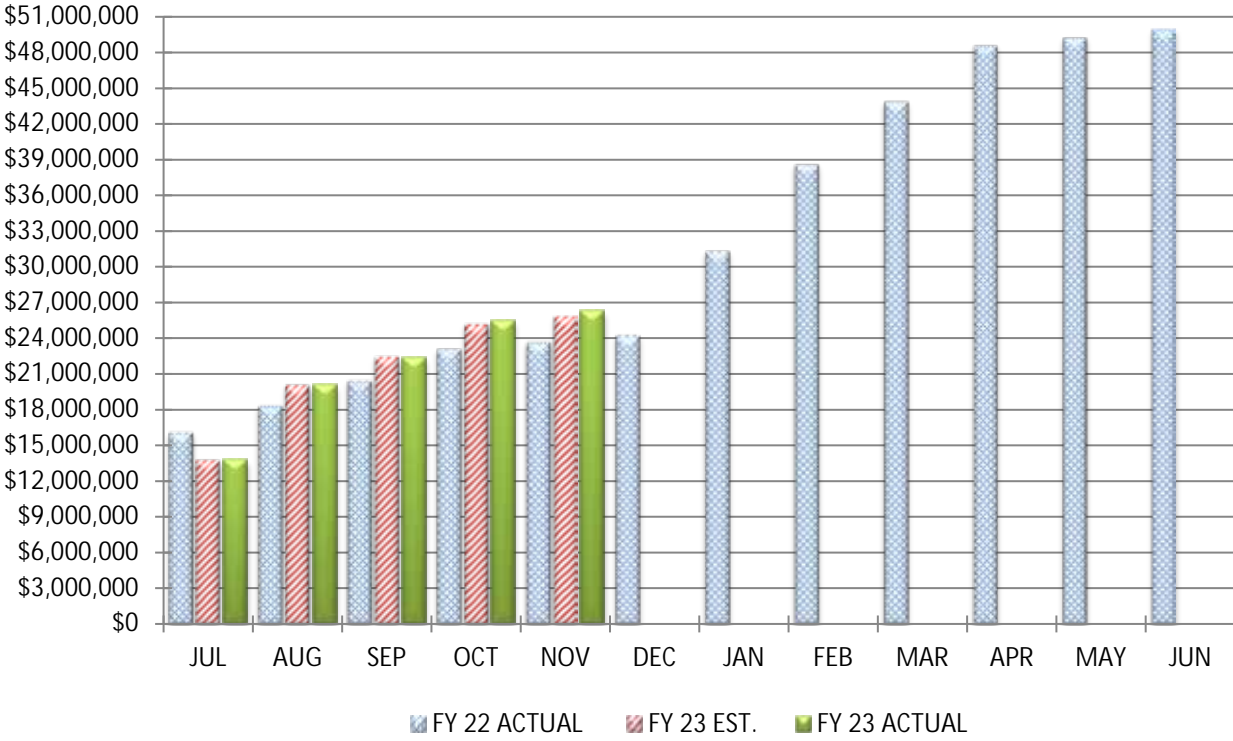
Actual Cash Balance		\$25,104,359
Estimated Cash Balance		\$24,453,057
Variance From Estimate	OVER	\$651,303
Percent Variance From Estimate	OVER	2.66%
Previous Year Cash Balance		\$18,447,275

COMMENTS: We are on target with our annual estimates.

COMPARISON OF TOTAL MONTHLY REVENUES & OTHER FINANCING SOURCES



COMPARISON OF TOTAL YEAR-TO-DATE REVENUES & OTHER FINANCING SOURCES



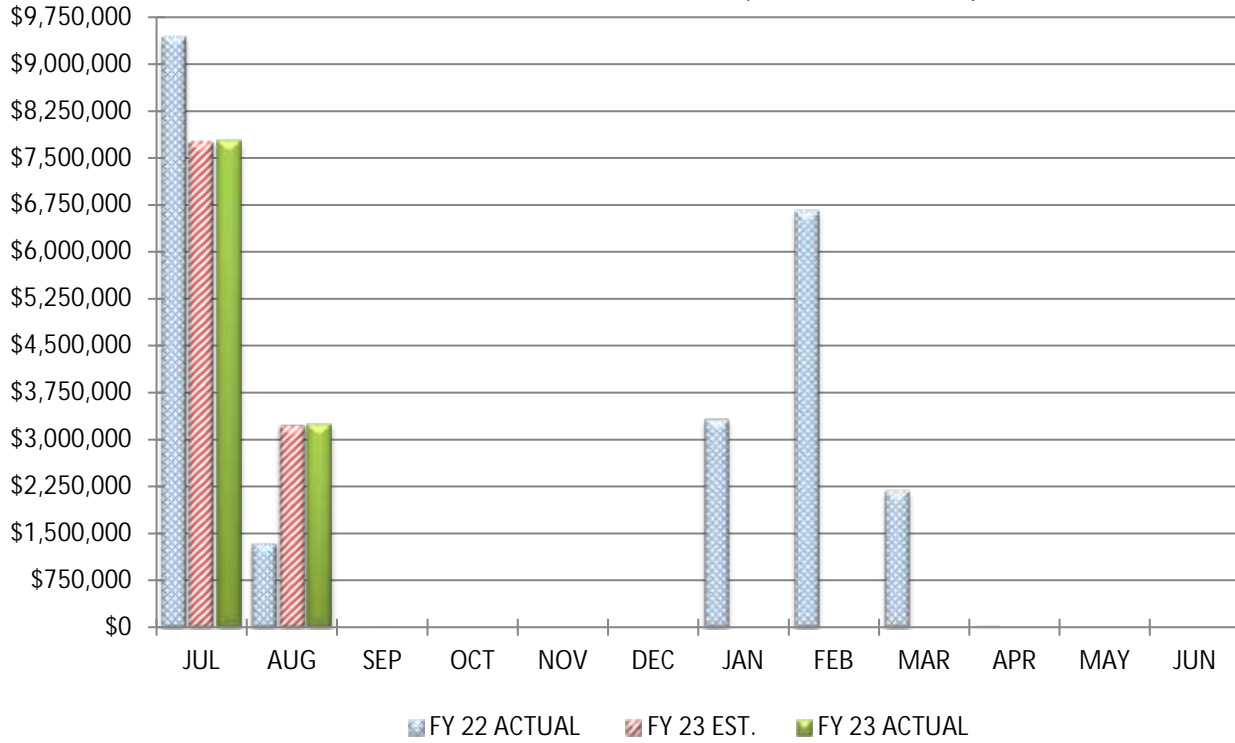
COMPARISON TOTAL REVENUES & OTHER FINANCING SOURCES

November 30, 2022

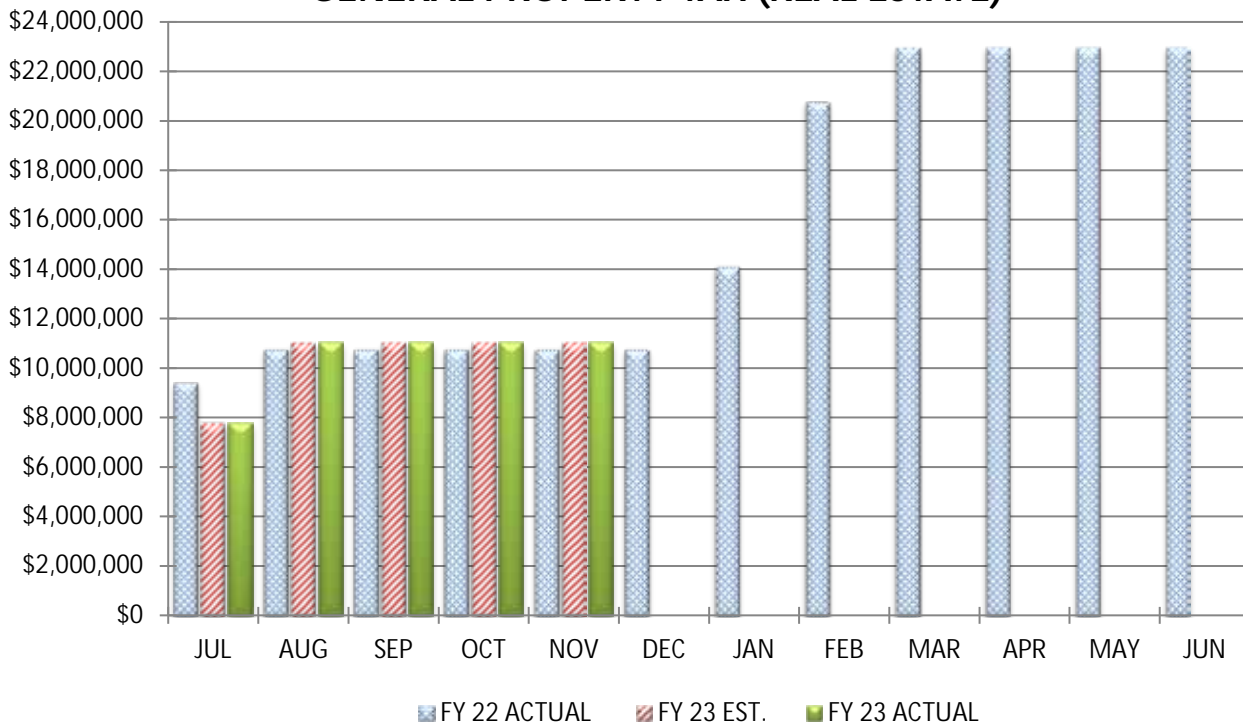
		<u>MONTH</u>		<u>YEAR-TO-DATE</u>
Actual Receipts		\$798,621		\$26,304,152
Estimated Receipts		\$668,338		\$25,870,580
Variance From Estimate	OVER	\$130,283	OVER	\$433,573
Variance From Estimate	OVER	19.49%	OVER	1.68%
Actual Prior Year		\$586,093		\$23,724,783
Total 2022-2023 Estimate				\$52,995,910
Percent Of Total Estimate Received				49.63%
Percent Of Budget Year Completed			5 Months	41.67%

COMMENTS: We are on target with our annual estimates.

COMPARISON OF TOTAL MONTHLY GENERAL PROPERTY TAX (REAL ESTATE)



COMPARISON OF TOTAL YEAR-TO-DATE GENERAL PROPERTY TAX (REAL ESTATE)



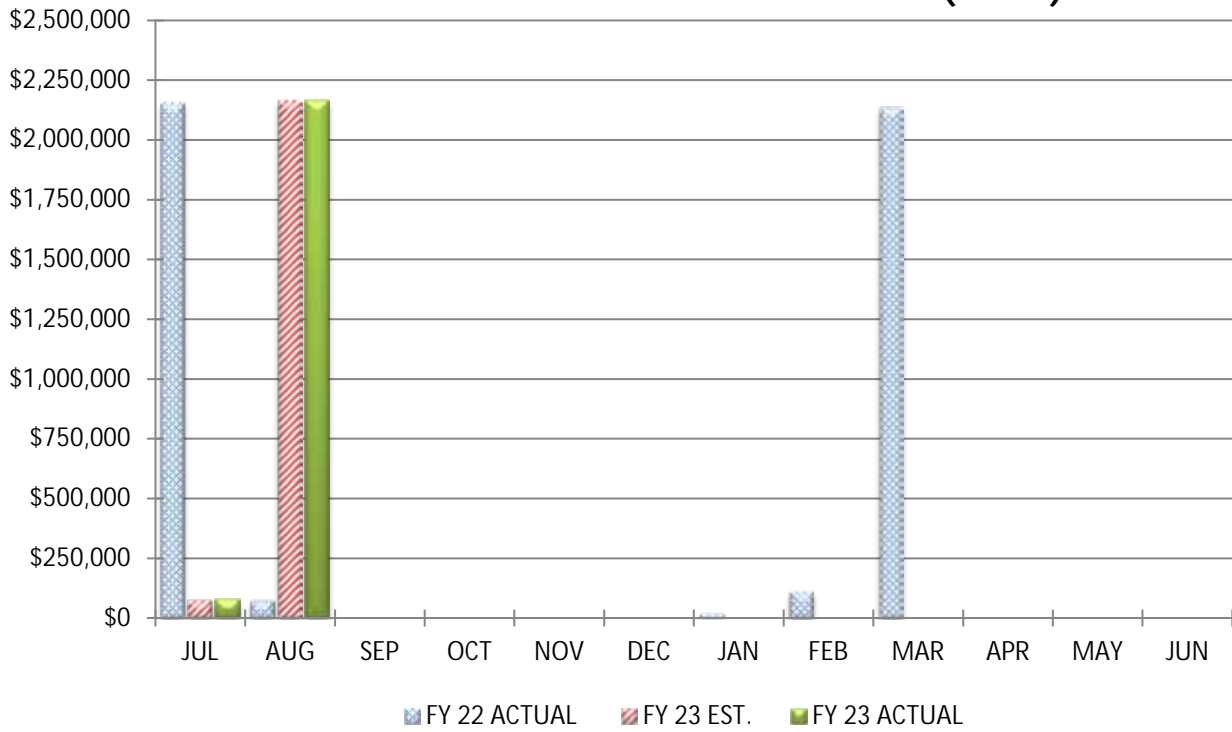
COMPARISON OF GENERAL PROPERTY TAX (REAL ESTATE)

November 30, 2022

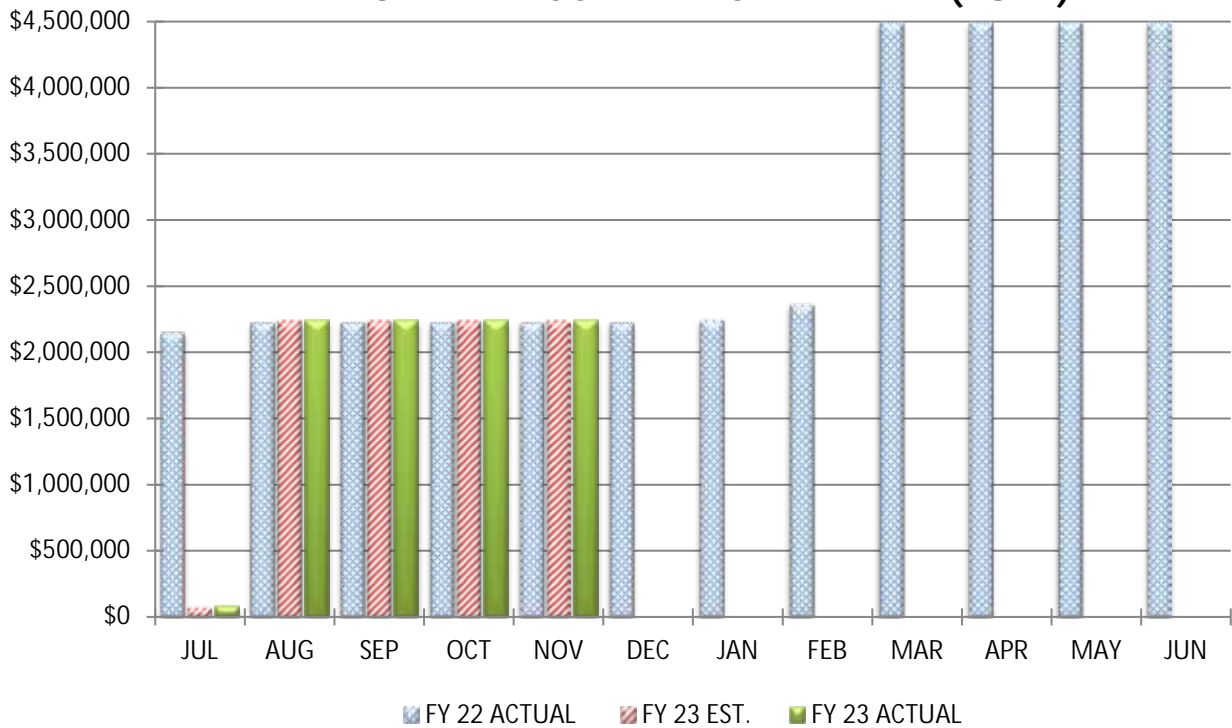
	<u>MONTH</u>		<u>YEAR-TO-DATE</u>
Actual Real Estate Tax Receipts	\$0		\$11,028,971
Estimated Real Estate Tax Receipts	\$0		\$11,031,077
Variance From Estimate	\$0	UNDER	(\$2,106)
Variance From Estimate	0.00%	UNDER	-0.02%
Actual Prior Year	\$0		\$10,792,180
Total 2022-2023 Estimate			\$23,585,881
Percent Of Total Estimate Received			46.76%
Percent Of Budget Year Completed		5 months	41.67%

COMMENTS: We are on target with our annual estimates.

COMPARISON OF TOTAL MONTHLY TANGIBLE PERSONAL PROPERTY TAX (PUPP)



COMPARISON OF TOTAL YEAR-TO-DATE TANGIBLE PERSONAL PROPERTY TAX (PUPP)



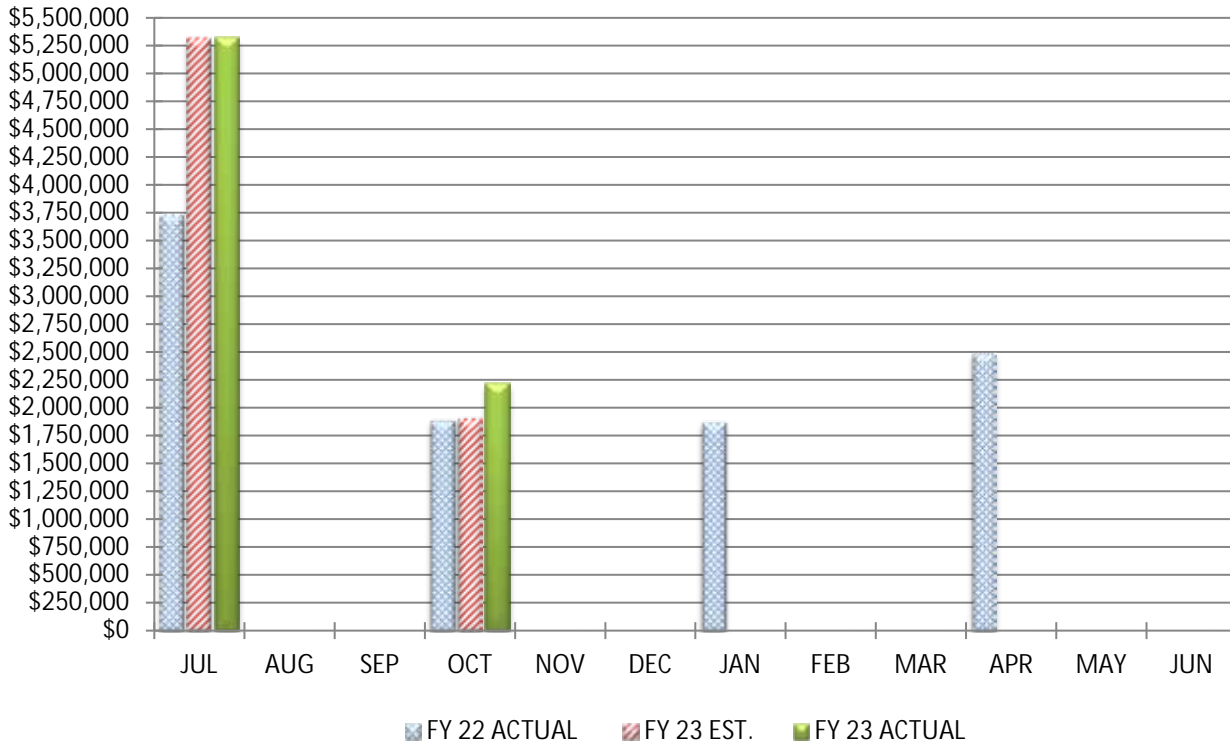
COMPARISON OF TANGIBLE PERSONAL PROPERTY TAX (PUPP)

November 30, 2022

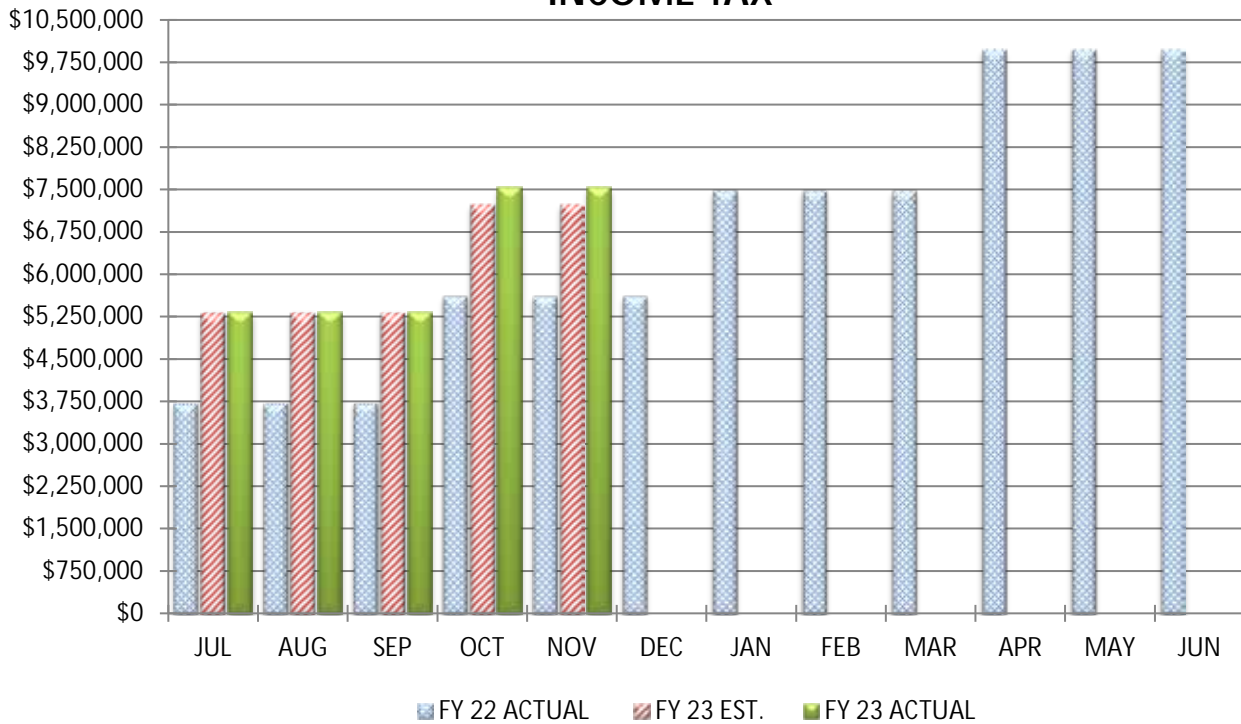
	<u>MONTH</u>	<u>YEAR-TO-DATE</u>
Actual PUPP Tax Receipts	\$0	\$2,241,402
Estimated PUPP Tax Receipts	\$0	\$2,241,402
Variance From Estimate	\$0	\$0
Variance From Estimate	0.00%	0.00%
Actual Prior Year	\$0	\$2,231,099
Total 2022-2023 Estimate		\$4,493,097
Percent Of Total Estimate Received		49.89%
Percent Of Budget Year Completed	5 months	41.67%

COMMENTS: We are on target with our annual estimates.

COMPARISON OF TOTAL MONTHLY INCOME TAX



COMPARISON OF TOTAL YEAR-TO-DATE INCOME TAX



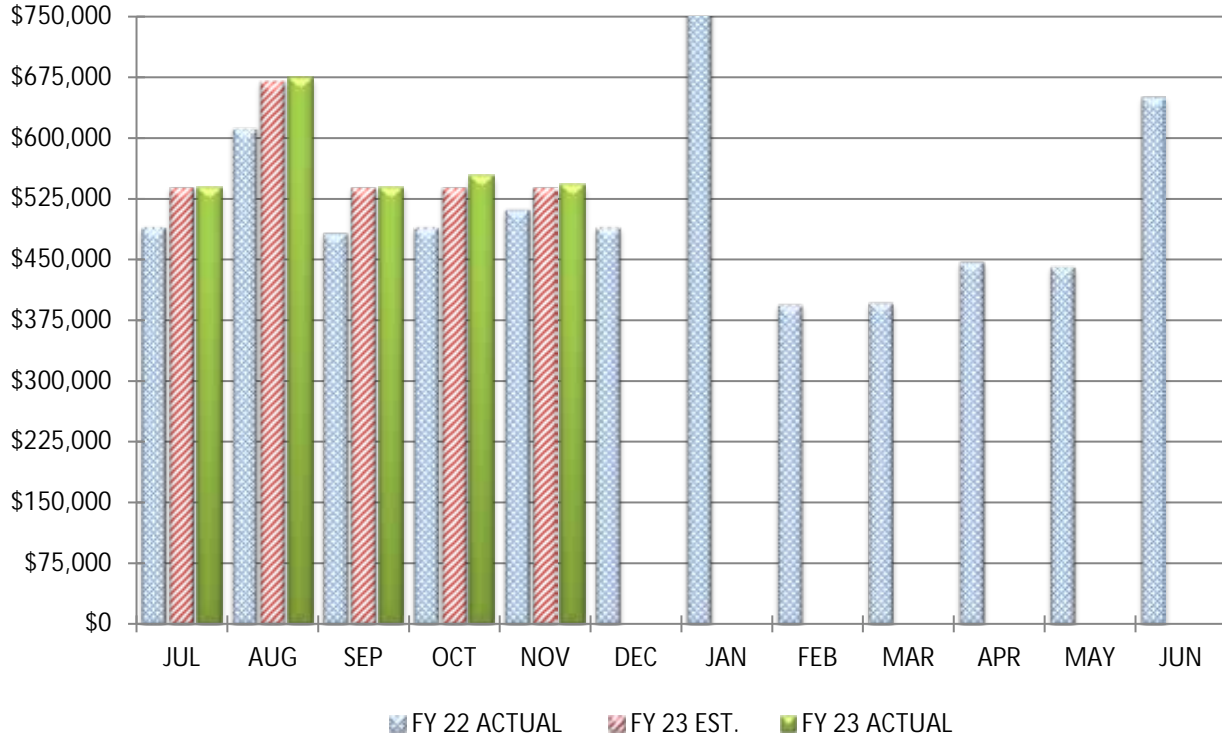
COMPARISON OF INCOME TAX

November 30, 2022

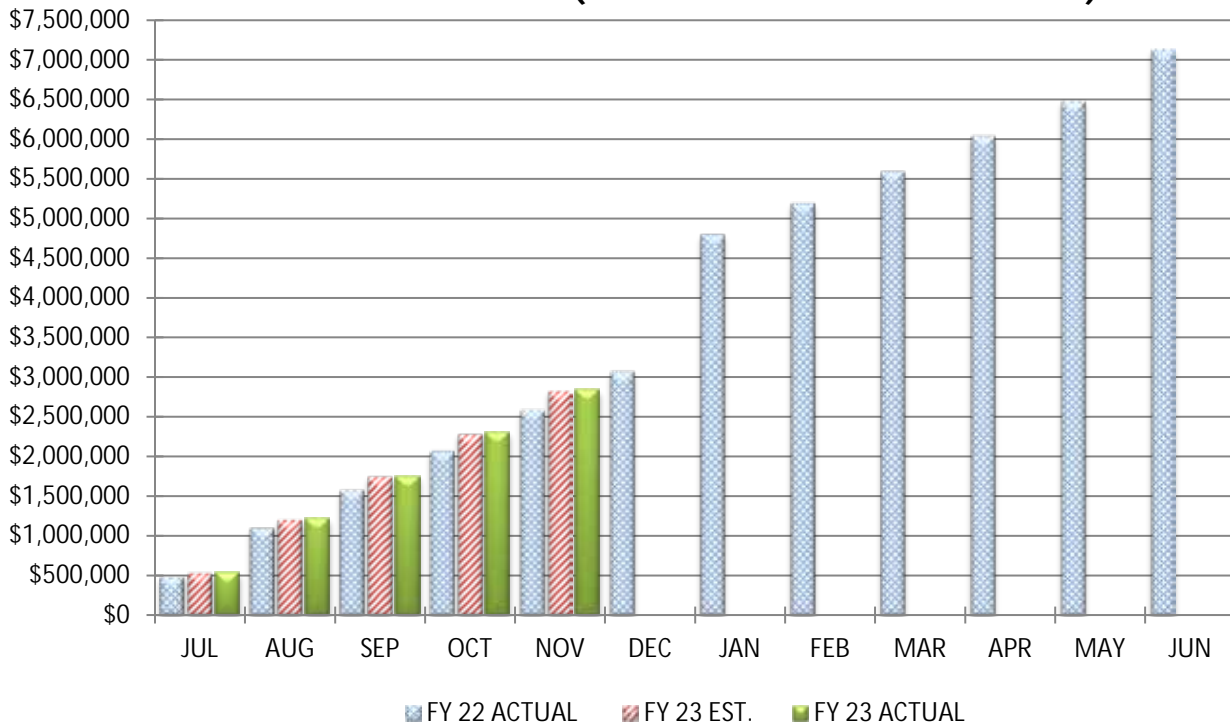
	MONTH		YEAR-TO-DATE
Actual State Receipts	\$0		\$7,539,703
Estimated State Receipts	\$0		\$7,235,870
Variance From Estimate	\$0	OVER	\$303,833
Variance From Estimate	0.00%	OVER	4.20%
Actual Prior Year	\$0		\$5,619,809
Total 2022-2023 Estimate			\$12,493,658
Percent Of Total Estimate Received			60.35%
Percent Of Budget Year Completed		5 months	41.67%

COMMENTS: We are on target with our annual estimates.

COMPARISON OF TOTAL MONTHLY STATE GRANTS-IN-AID (UNRESTRICTED & RESTRICTED)



COMPARISON OF TOTAL YEAR-TO-DATE STATE GRANTS-IN-AID (UNRESTRICTED & RESTRICTED)



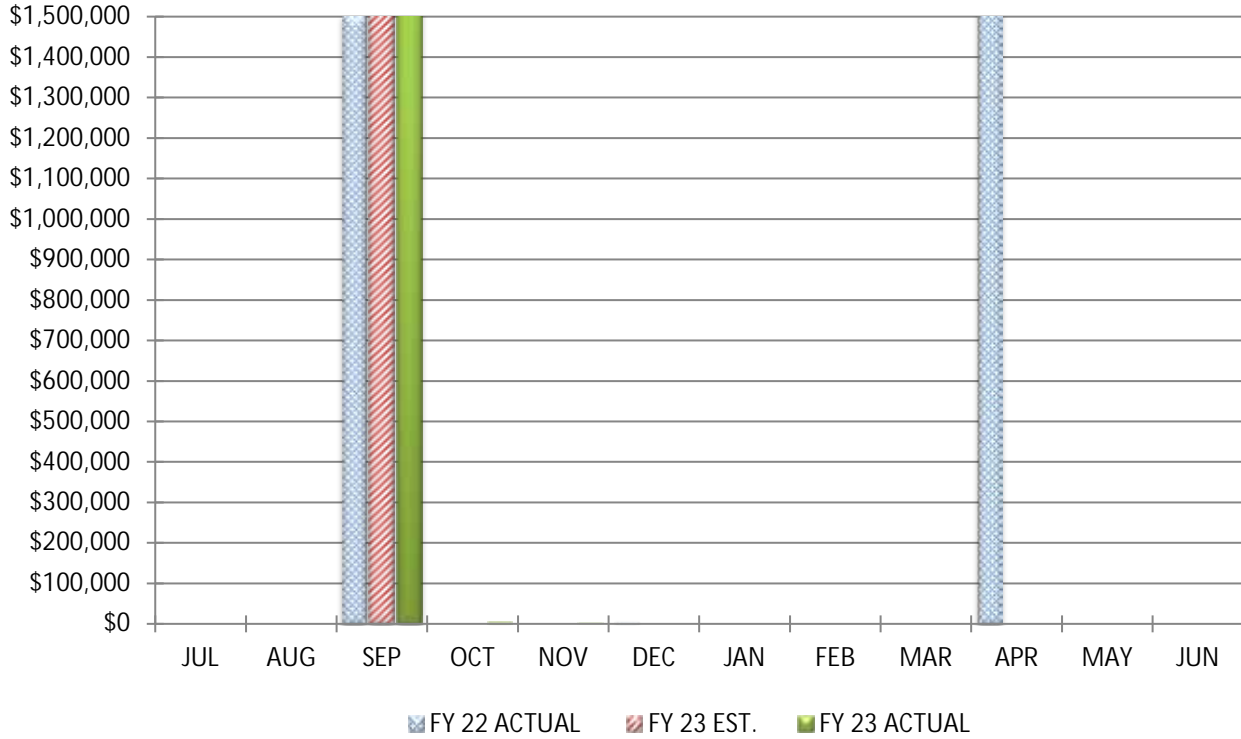
COMPARISON OF STATE GRANTS-IN-AID (UNRESTRICTED & RESTRICTED)

November 30, 2022

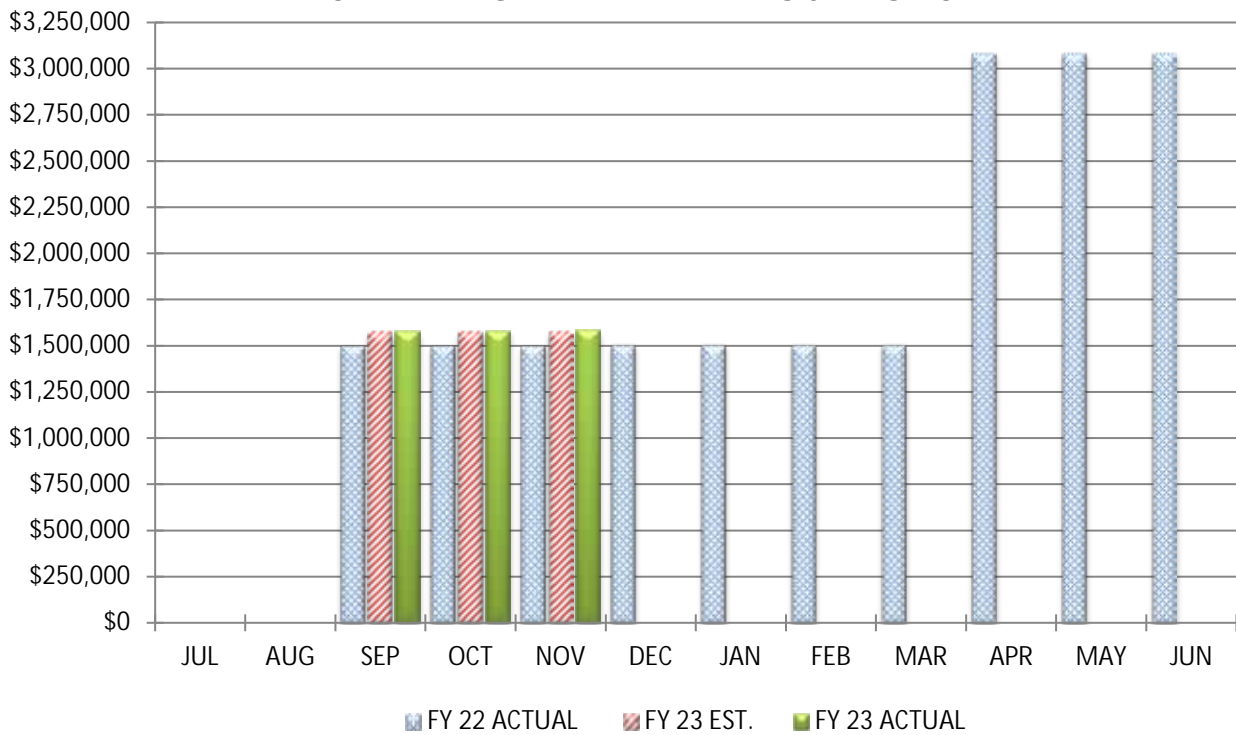
		<u>MONTH</u>		<u>YEAR-TO-DATE</u>
Actual State Receipts		\$542,500		\$2,849,258
Estimated State Receipts		\$539,309		\$2,827,605
Variance From Estimate	OVER	\$3,191	OVER	\$21,653
Variance From Estimate	OVER	0.59%	OVER	0.77%
Actual Prior Year		\$512,306		\$2,587,939
Total 2022-2023 Estimate				\$7,177,664
Percent Of Total Estimate Received				39.70%
Percent Of Budget Year Completed		5 months		41.67%

COMMENTS: We are on target with our annual estimates.

COMPARISON OF TOTAL MONTHLY STATE PROPERTY TAX ALLOCATIONS



COMPARISON OF TOTAL YEAR-TO-DATE STATE PROPERTY TAX ALLOCATIONS



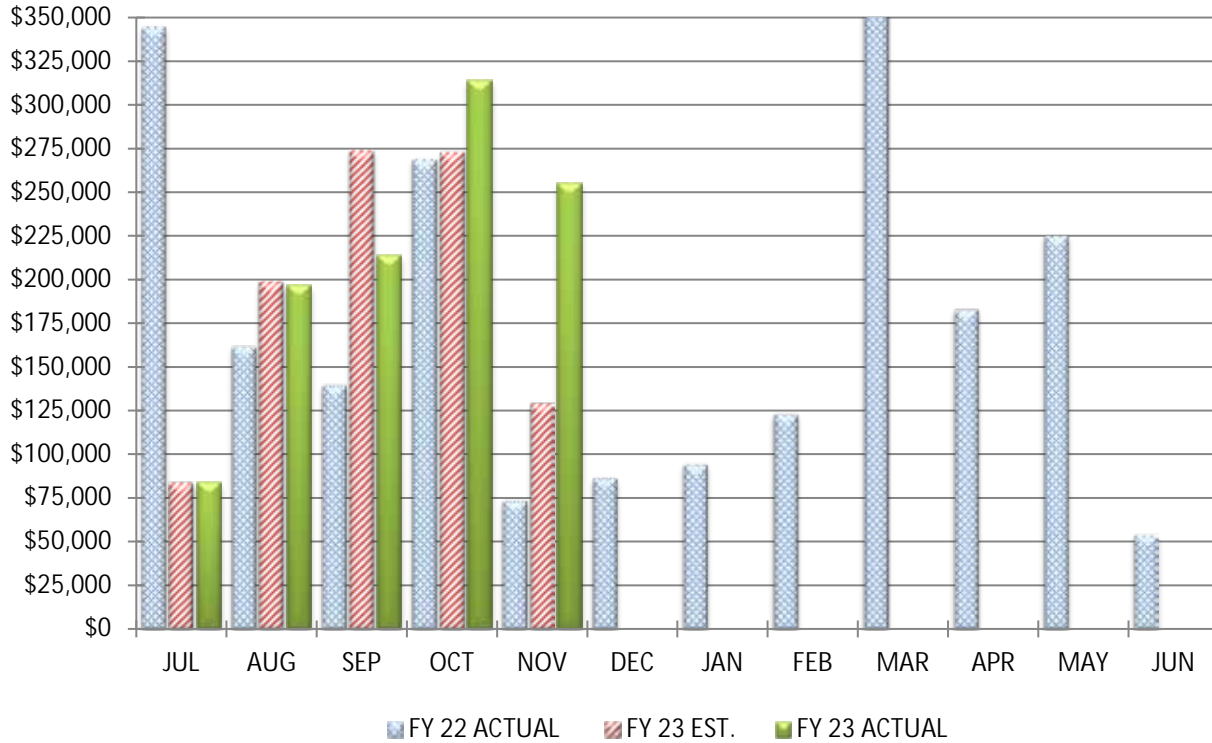
COMPARISON OF STATE PROPERTY TAX ALLOCATIONS

November 30, 2022

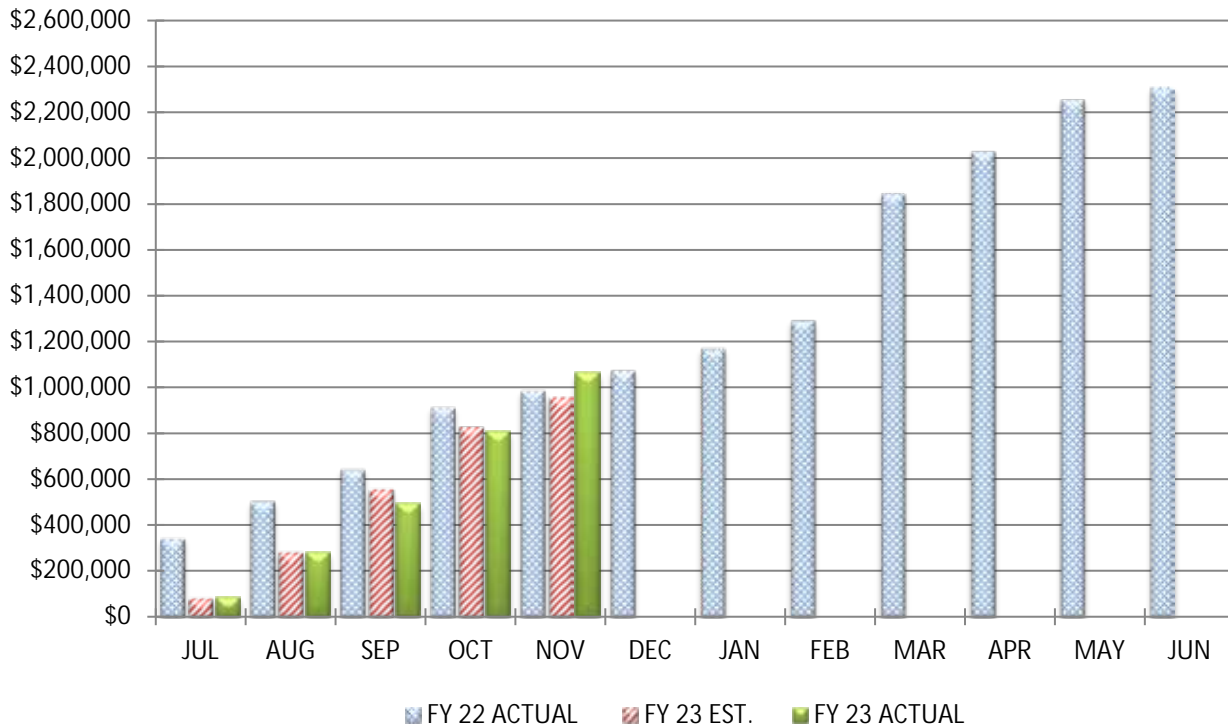
		MONTH		YEAR-TO-DATE
Actual Tax Allocation Receipts		\$841		\$1,580,802
Estimated Tax Allocation Receipts		\$0		\$1,576,827
Variance From Estimate	OVER	\$841	OVER	\$3,976
Variance From Estimate	OVER	0.00%	OVER	0.25%
Actual Prior Year		\$0		\$1,504,264
Total 2022-2023 Estimate				\$3,185,099
Percent Of Total Estimate Received				49.63%
Percent Of Budget Year Completed			5 months	41.67%

COMMENTS: We are on target with our annual estimates.

COMPARISON OF TOTAL MONTHLY OTHER REVENUES & OTHER FINANCING SOURCES



COMPARISON OF TOTAL YEAR-TO-DATE OTHER REVENUES & OTHER FINANCING SOURCES



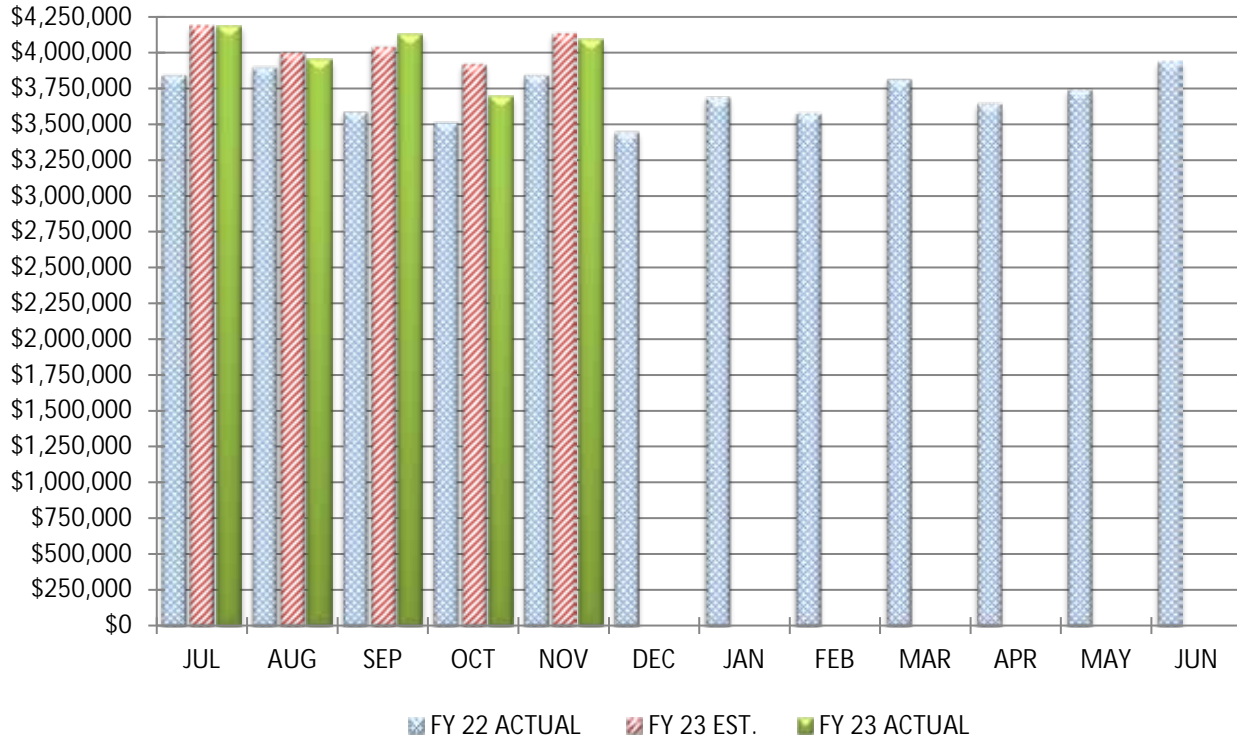
COMPARISON OF OTHER REVENUES & OTHER FINANCING SOURCES

November 30, 2022

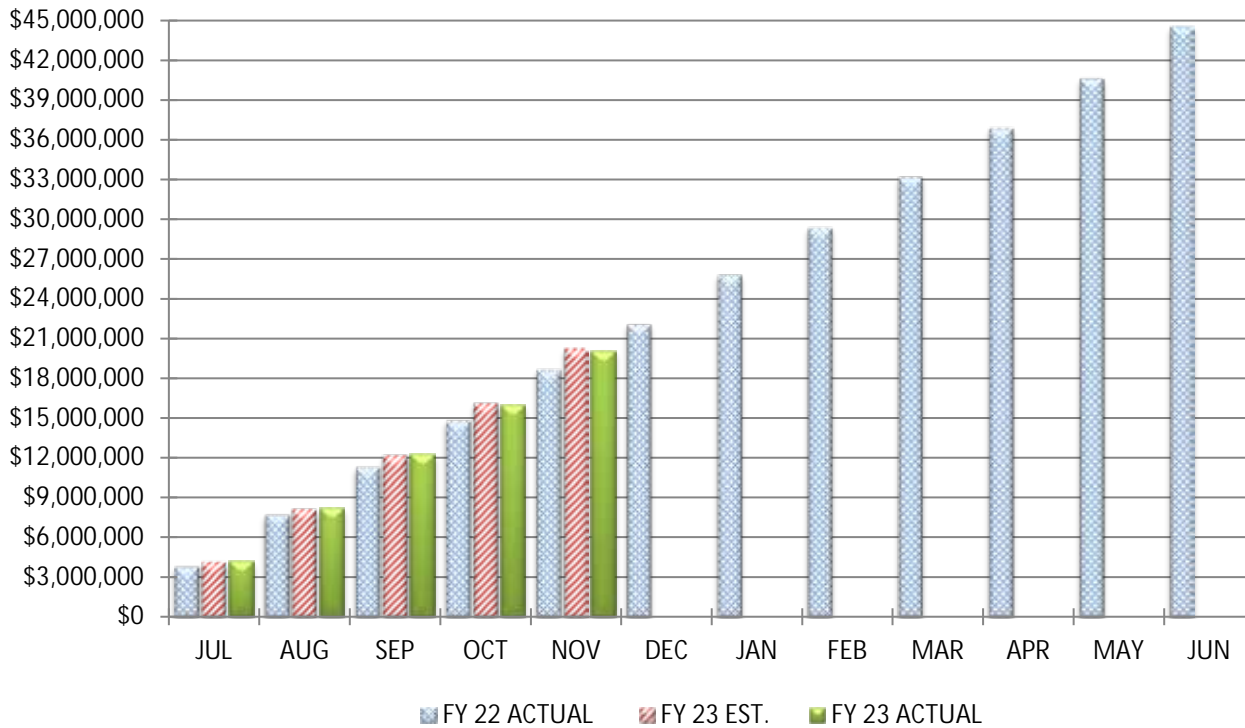
		<u>MONTH</u>		<u>YEAR-TO-DATE</u>
Actual Other Receipts		\$255,280		\$1,064,018
Estimated Other Receipts		\$129,029		\$957,801
Variance From Estimate	OVER	\$126,251	OVER	\$106,217
Variance From Estimate	OVER	97.85%	OVER	11.09%
Actual Prior Year		\$73,788		\$989,492
Total 2022-2023 Estimate				\$2,060,511
Percent Of Total Estimate Received				51.64%
Percent Of Budget Year Completed			5 months	41.67%

COMMENTS: We are on target with our annual estimates.

COMPARISON OF TOTAL MONTHLY EXPENDITURES & OTHER FINANCING USES



COMPARISON OF TOTAL YEAR-TO-DATE EXPENDITURES & OTHER FINANCING USES



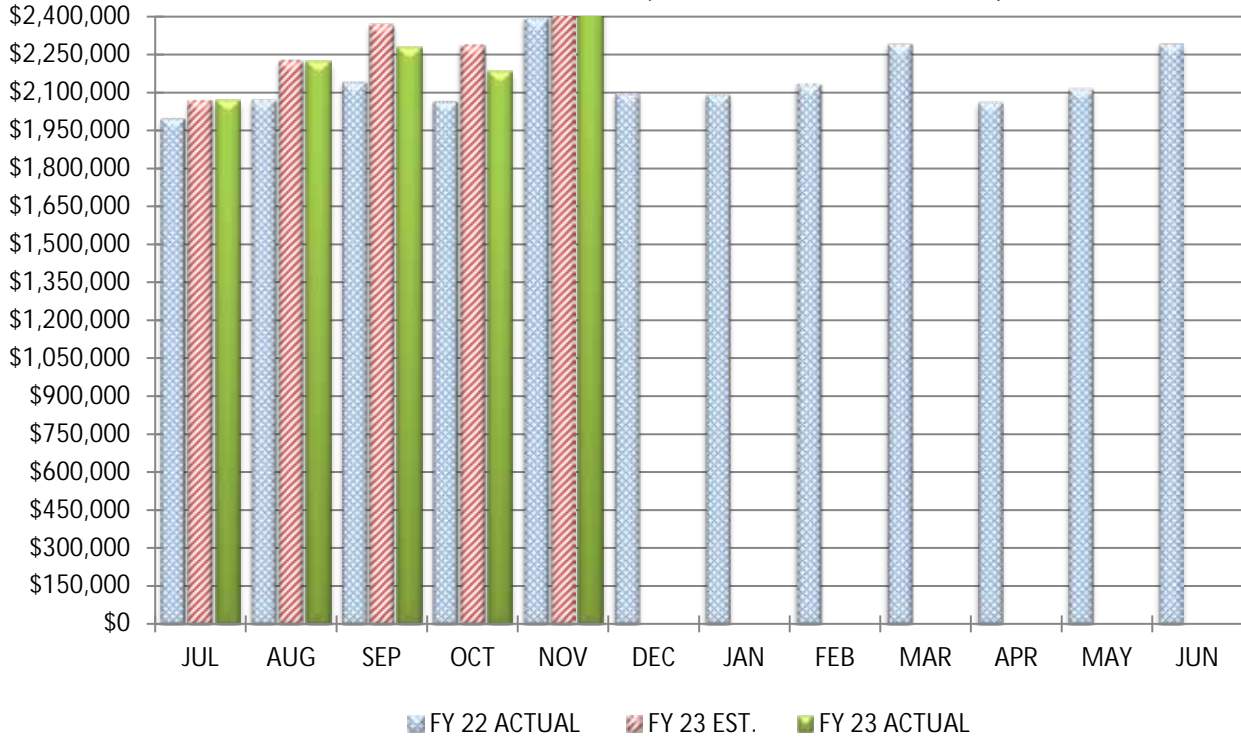
COMPARISON OF TOTAL EXPENDITURES & OTHER FINANCING USES

November 30, 2022

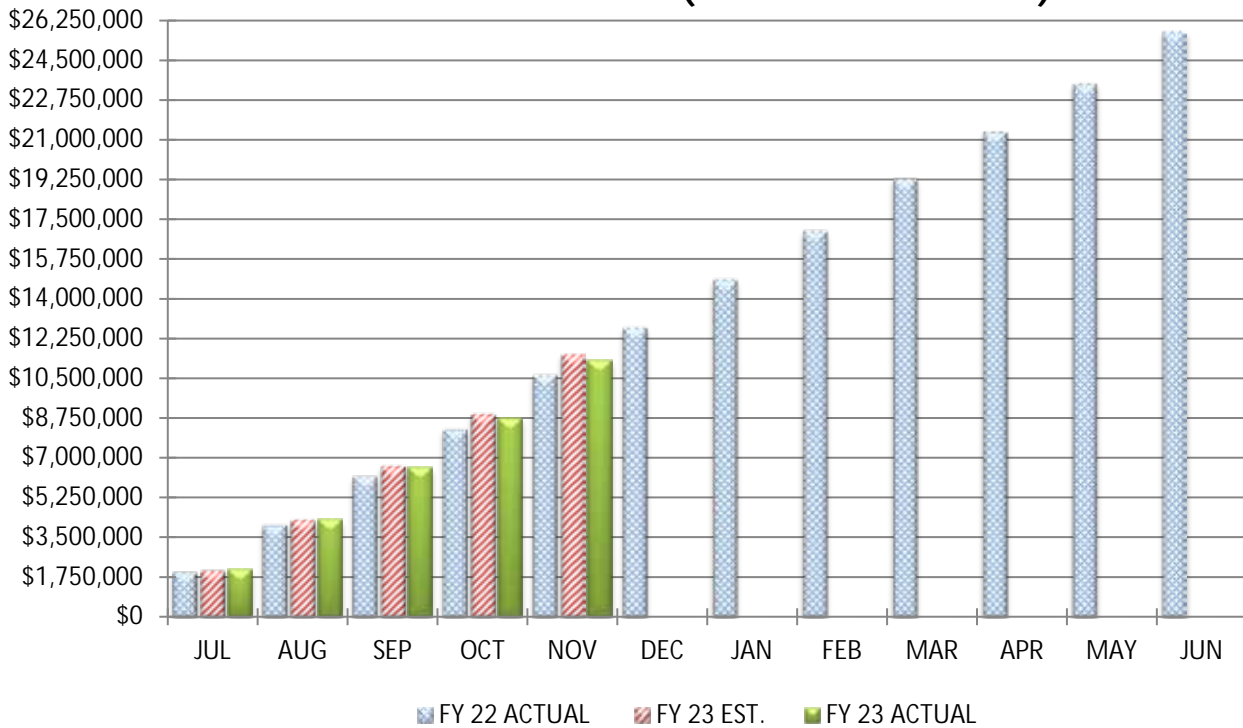
		<u>MONTH</u>		<u>YEAR-TO-DATE</u>
Actual Expenditures		\$4,090,293		\$20,058,266
Estimated Expenditures		\$4,132,470		\$20,275,996
Variance From Estimate	UNDER	(\$42,177)	UNDER	(\$217,730)
Variance From Estimate	UNDER	-1.02%	UNDER	-1.07%
Actual Prior Year		\$3,845,224		\$18,690,088
Total 2022-2023 Estimate				\$48,310,050
Percent Of Total Estimate Spent				41.52%
Percent Of Budget Year Completed			5 months	41.67%

COMMENTS: We are on target with our annual estimates.

COMPARISON OF TOTAL MONTHLY PERSONAL SERVICES (SALARIES & WAGES)



COMPARISON OF TOTAL YEAR-TO-DATE PERSONAL SERVICES (SALARIES & WAGES)



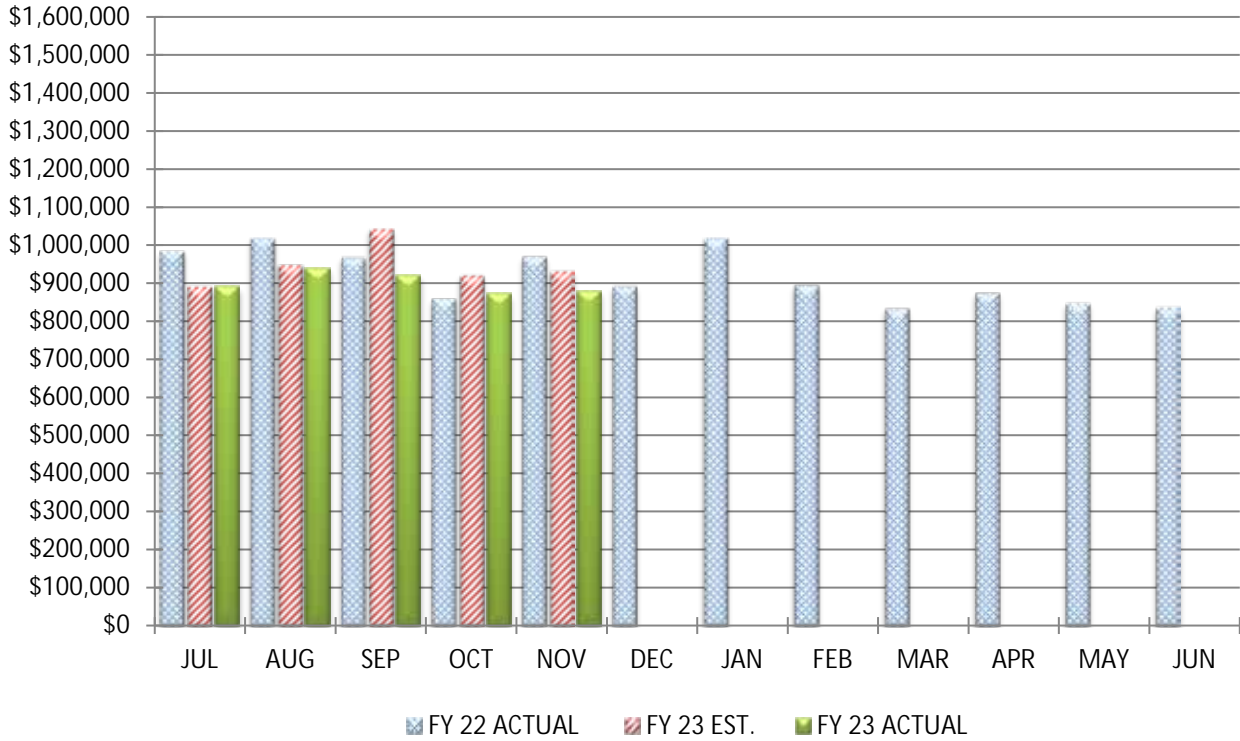
COMPARISON OF PERSONAL SERVICES (SALARIES & WAGES)

November 30, 2022

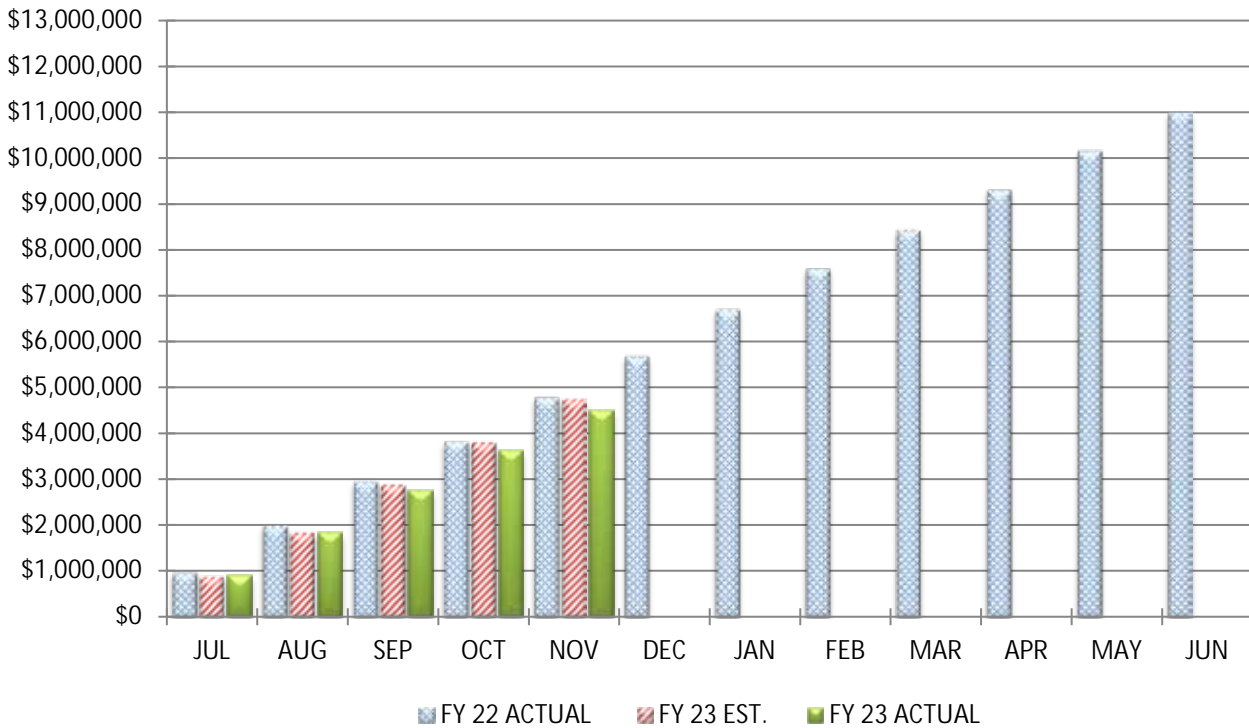
		<u>MONTH</u>		<u>YEAR-TO-DATE</u>
Actual Wage Expenditures		\$2,537,667		\$11,290,793
Estimated Wage Expenditures		\$2,633,160		\$11,587,200
Variance From Estimate	UNDER	(\$95,493)	UNDER	(\$296,406)
Variance From Estimate	UNDER	-3.63%	UNDER	-2.56%
Actual Prior Year		\$2,394,557		\$10,675,073
Total 2022-2023 Estimate				\$28,255,679
Percent Of Total Estimate Spent				39.96%
Percent Of Budget Year Completed			5 months	41.67%

COMMENTS: We are on target with our annual estimates.

COMPARISON OF TOTAL MONTHLY EMPLOYEES' RETIREMENT/INSURANCE BENEFITS



COMPARISON OF TOTAL YEAR-TO-DATE EMPLOYEES' RETIREMENT/INSURANCE BENEFITS



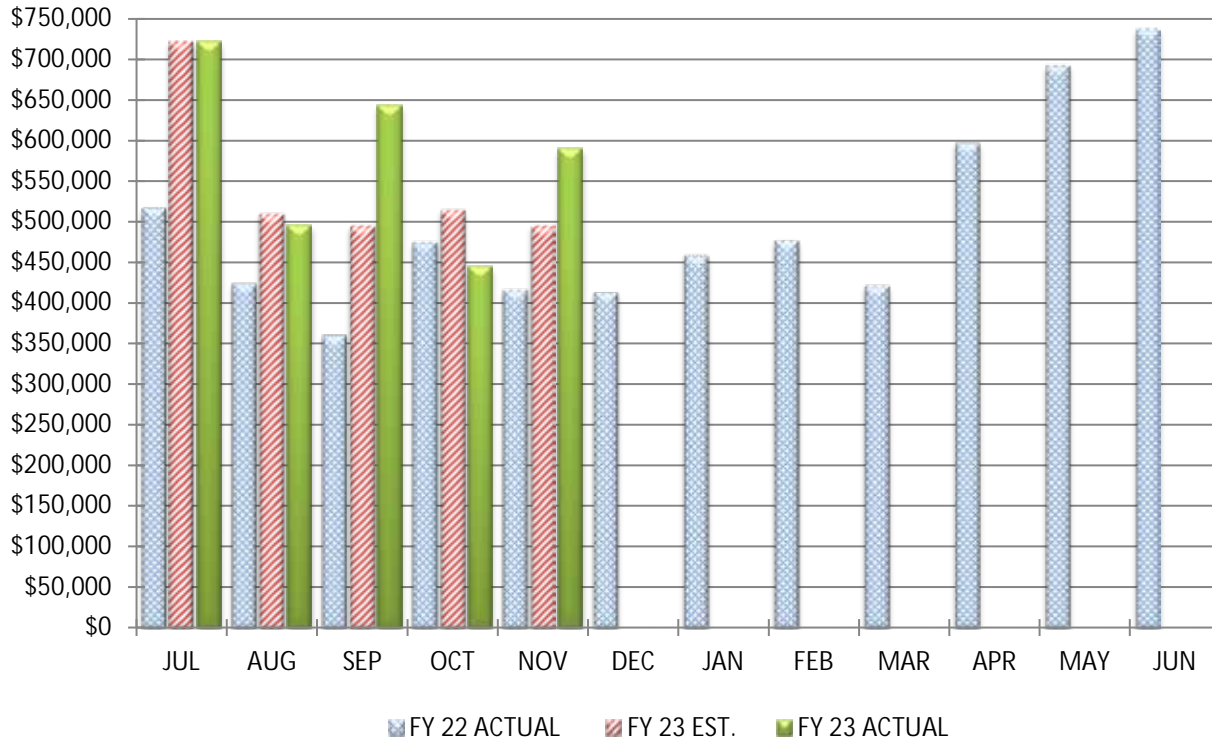
COMPARISON OF EMPLOYEES' RETIREMENT/INSURANCE BENEFITS

November 30, 2022

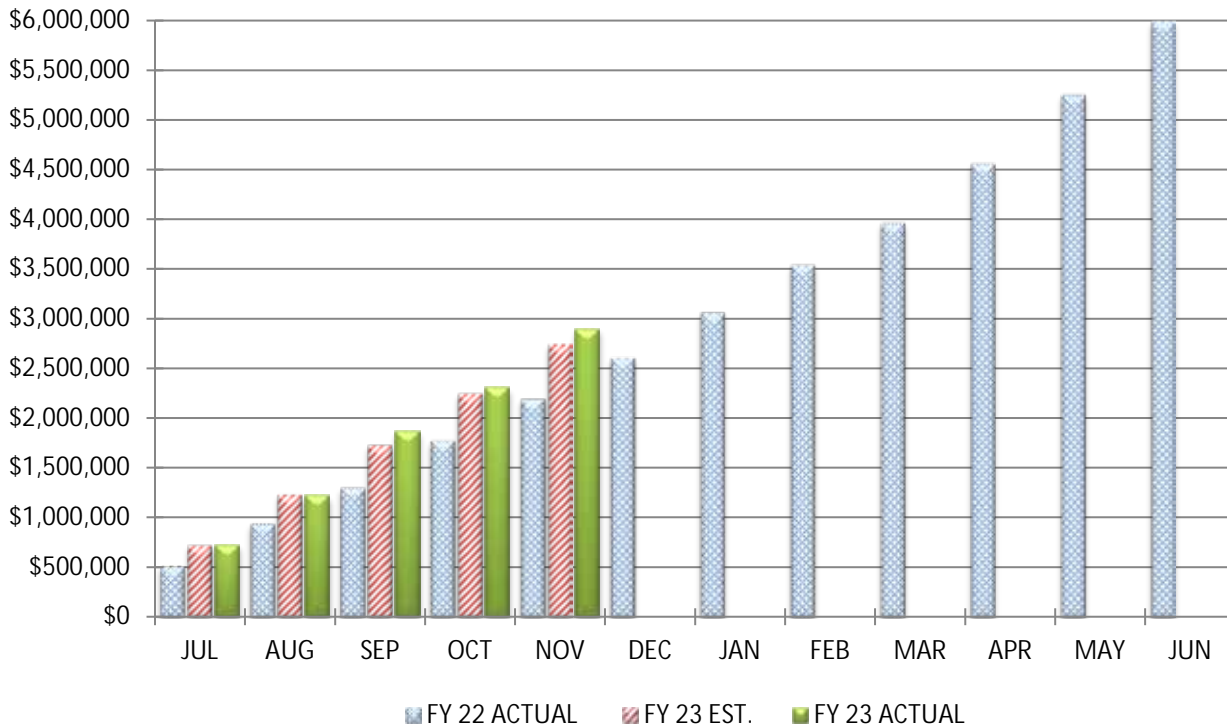
		<u>MONTH</u>		<u>YEAR-TO-DATE</u>
Actual Fringe Benefit Expenditures		\$879,929		\$4,504,340
Estimated Fringe Benefit Expenditures		\$931,925		\$4,736,682
Variance From Estimate	UNDER	(\$51,996)	UNDER	(\$232,342)
Variance From Estimate	UNDER	-5.58%	UNDER	-4.91%
Actual Prior Year		\$970,301		\$4,798,824
Total 2022-2023 Estimate				\$11,631,315
Percent Of Total Estimate Spent				38.73%
Percent Of Budget Year Completed			5 months	41.67%

COMMENTS: We are on target with our annual estimates.

COMPARISON OF TOTAL MONTHLY PURCHASED SERVICES



COMPARISON OF TOTAL YEAR-TO-DATE PURCHASED SERVICES



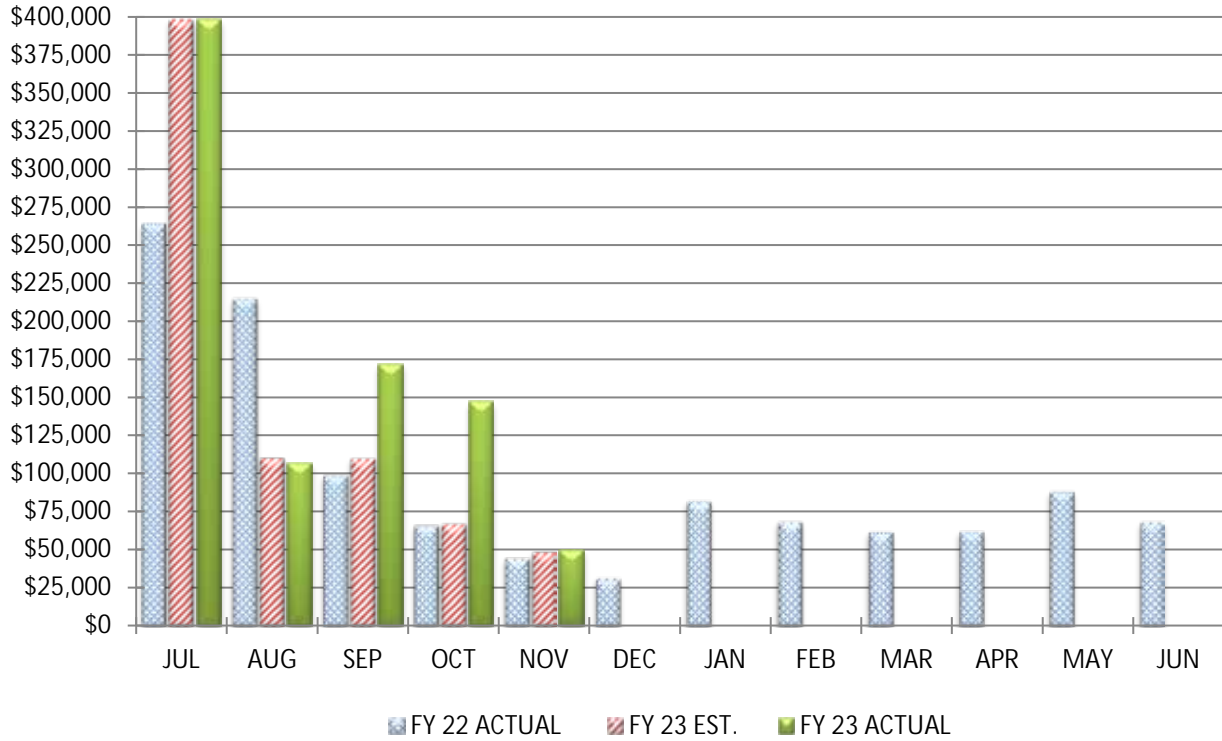
COMPARISON OF PURCHASED SERVICES

November 30, 2022

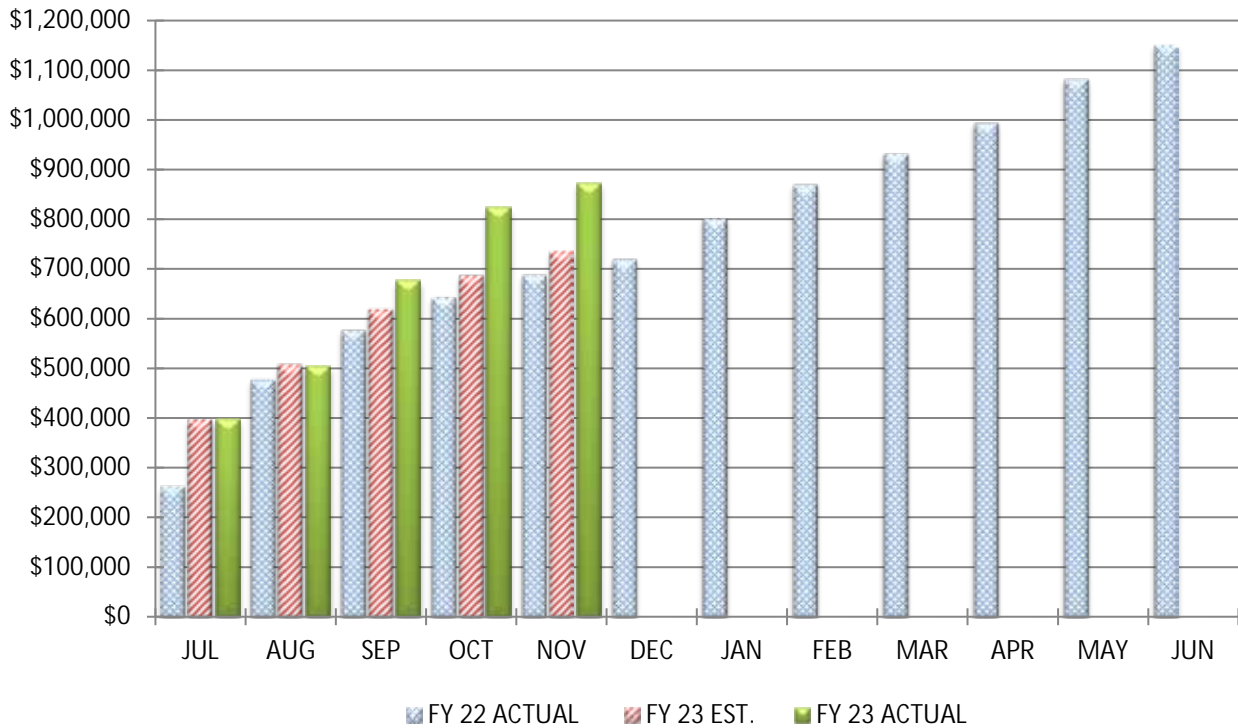
		MONTH		YEAR-TO-DATE
Actual Service Expenditures		\$590,643		\$2,898,603
Estimated Service Expenditures		\$495,685		\$2,740,360
Variance From Estimate	OVER	\$94,958	OVER	\$158,243
Variance From Estimate	OVER	19.16%	OVER	5.77%
Actual Prior Year		\$416,556		\$2,194,937
Total 2022-2023 Estimate				\$6,427,211
Percent Of Total Estimate Spent				45.10%
Percent Of Budget Year Completed			5 months	41.67%

COMMENTS: We are on target with our annual estimates. We are noting significant increases compared to last year in this line due to increases in utilities and insurance costs for our additional buildings on top of general inflationary increases from most service providers. We have planned for increases in these areas in our fiscal year 2023 budget, but we will have to watch this cost area throughout the year.

COMPARISON OF TOTAL MONTHLY SUPPLIES AND MATERIALS



COMPARISON OF TOTAL YEAR-TO-DATE SUPPLIES AND MATERIALS



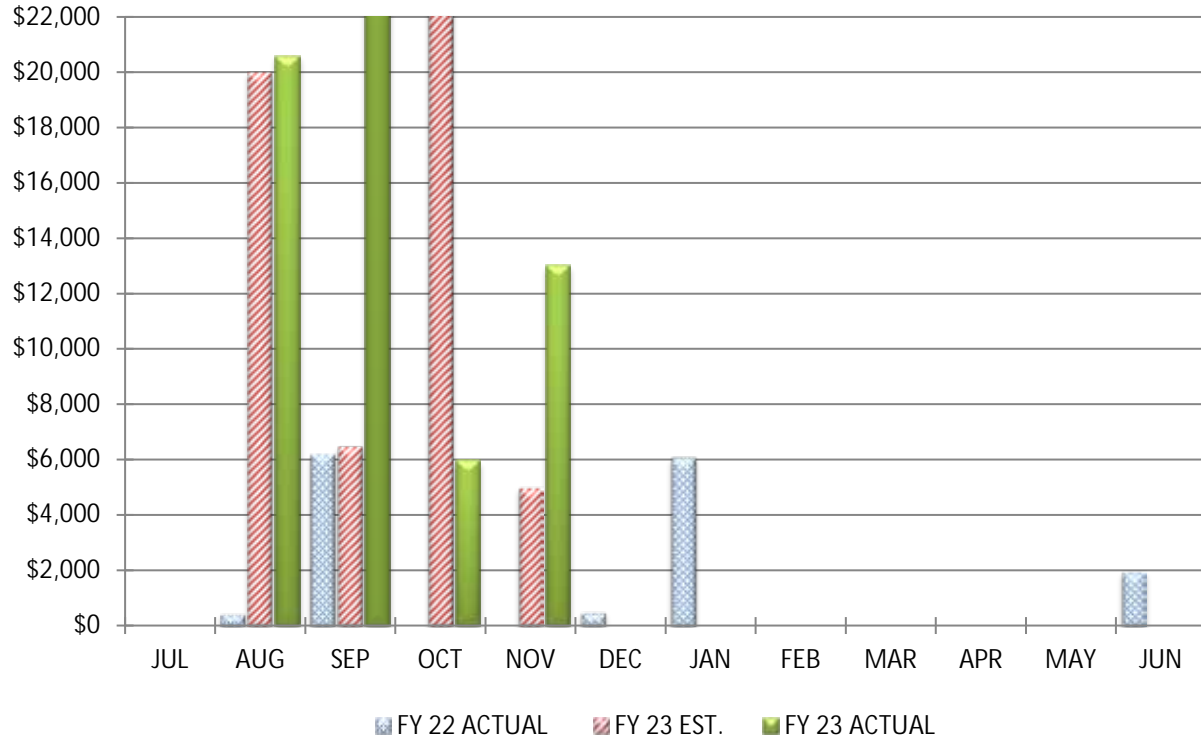
COMPARISON OF SUPPLIES AND MATERIALS

November 30, 2022

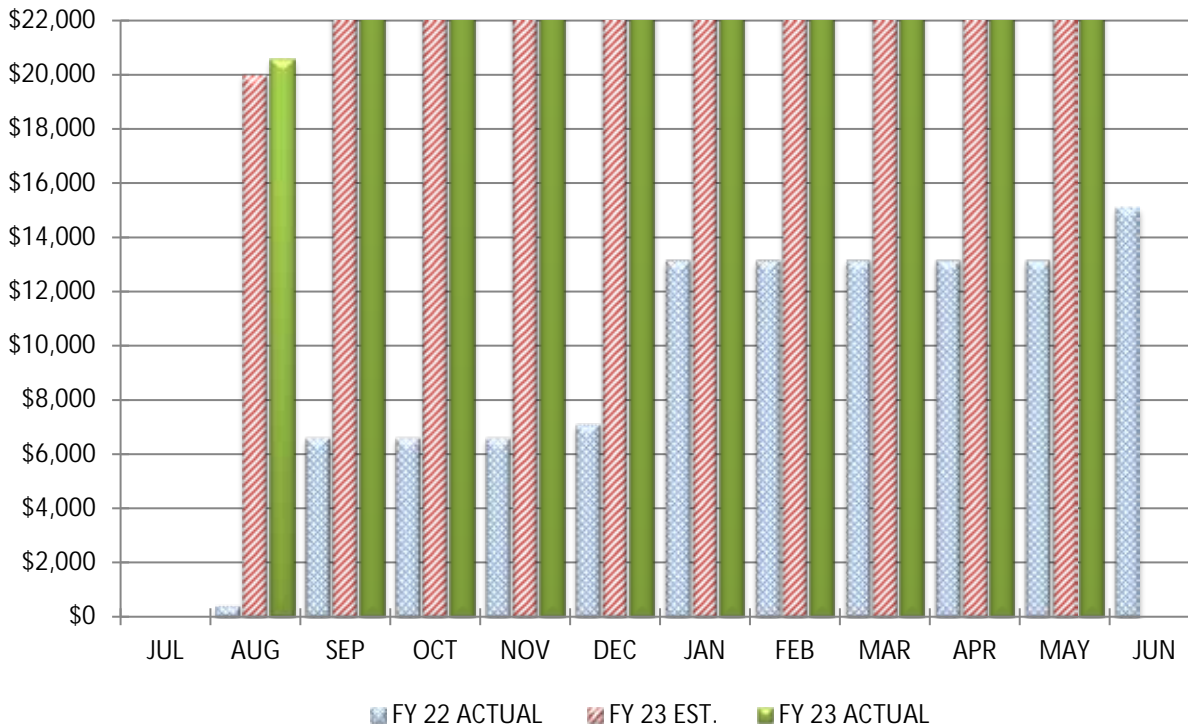
		MONTH		YEAR-TO-DATE
Actual Material Expenditures		\$49,622		\$873,597
Estimated Material Expenditures		\$48,915		\$735,573
Variance From Estimate	OVER	\$707	OVER	\$138,024
Variance From Estimate	OVER	1.45%	OVER	18.76%
Actual Prior Year		\$44,696		\$688,534
Total 2022-2023 Estimate				\$1,198,784
Percent Of Total Estimate Spent				72.87%
Percent Of Budget Year Completed			5 months	41.67%

COMMENTS: We are on target with our annual estimates. We are noting significant increases compared to last year in this line specifically due to bus fuel and our software subscriptions on top of general inflationary increases for many supply and material items. We have planned for increases in these areas in our fiscal year 2023 budget, but we will have to watch this cost area throughout the year.

COMPARISON OF TOTAL MONTHLY CAPITAL OUTLAY



COMPARISON OF TOTAL YEAR-TO-DATE CAPITAL OUTLAY



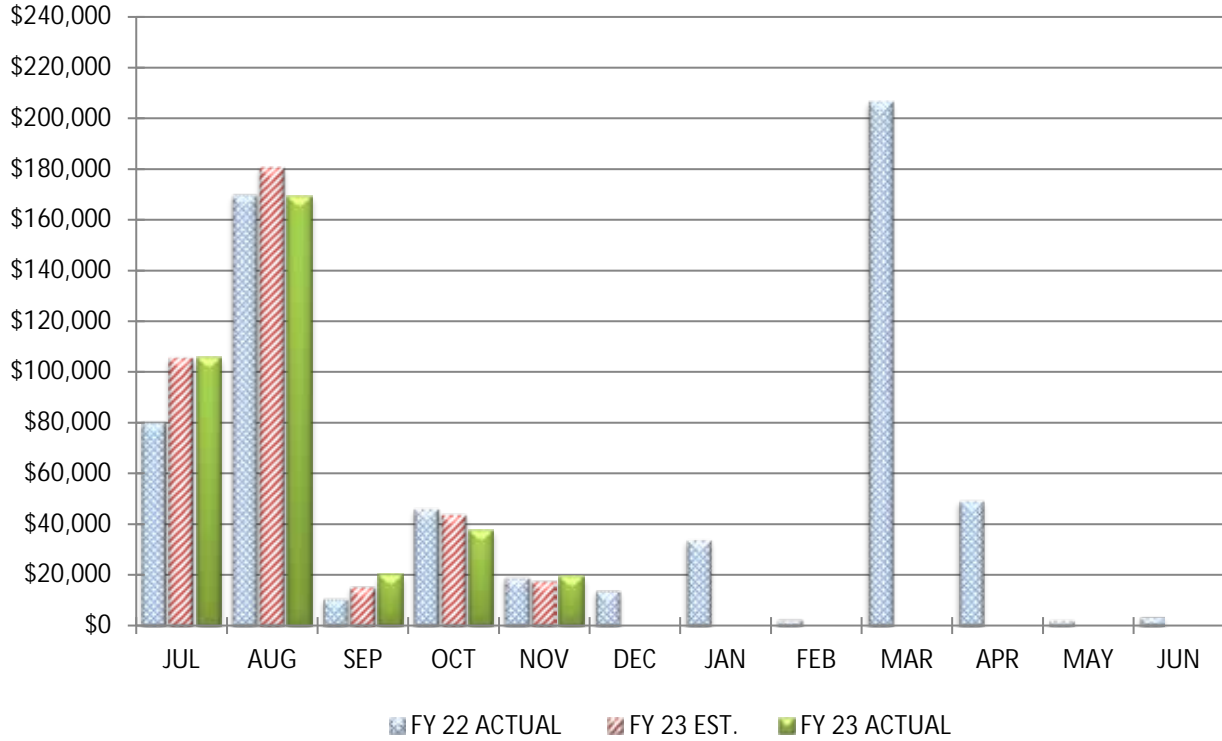
COMPARISON OF CAPITAL OUTLAY

November 30, 2022

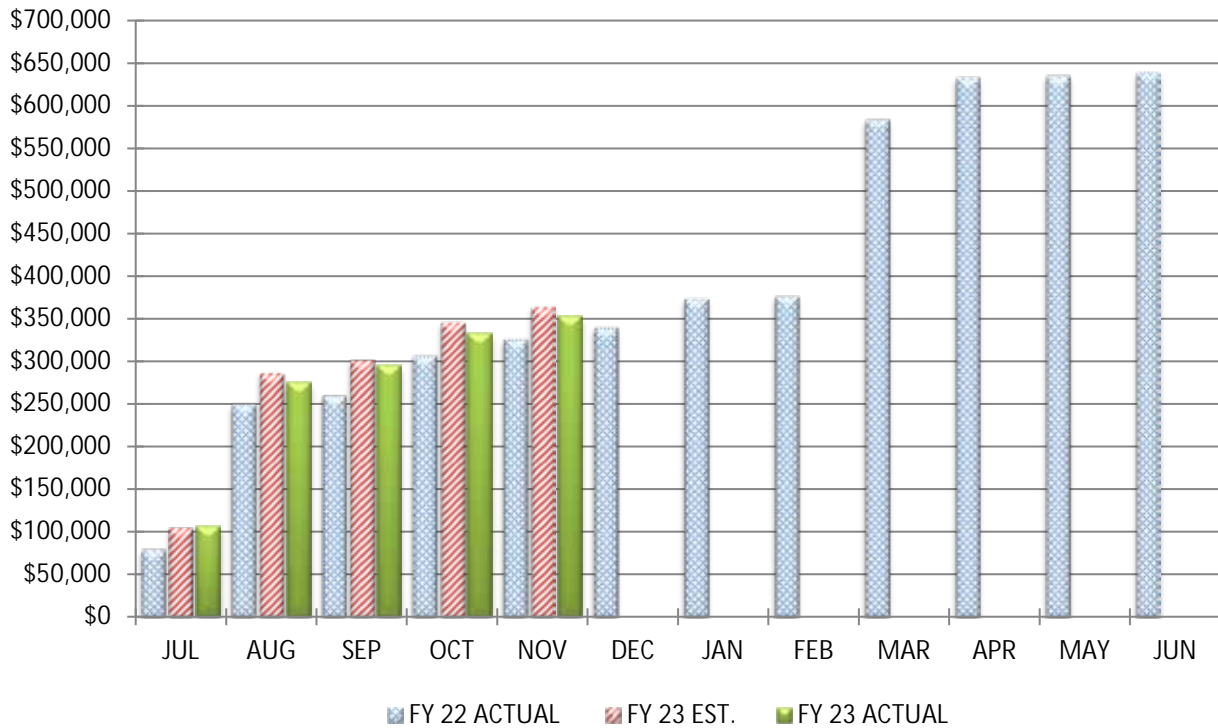
		MONTH		YEAR-TO-DATE
Actual Equipment Expenditures		\$13,034		\$138,618
Estimated Equipment Expenditures		\$5,000		\$112,500
Variance From Estimate	OVER	\$8,034	OVER	\$26,118
Variance From Estimate	OVER	160.68%	OVER	23.22%
Actual Prior Year		\$0		\$6,598
Total 2022-2023 Estimate				\$130,000
Percent Of Total Estimate Spent				106.63%
Percent Of Budget Year Completed			5 months	41.67%

COMMENTS: We are on target with our annual estimates.

COMPARISON OF TOTAL MONTHLY OTHER EXPENDITURE OBJECTS & OTHER FINANCING USES



COMPARISON OF TOTAL YEAR-TO-DATE OTHER EXPENDITURE OBJECTS & OTHER FINANCING USES



COMPARISON OF OTHER EXPENDITURE OBJECTS & OTHER FINANCING USES

November 30, 2022

		<u>MONTH</u>		<u>YEAR-TO-DATE</u>
Actual Other Expenditures		\$19,398		\$352,315
Estimated Other Expenditures		\$17,785		\$363,682
Variance From Estimate	OVER	\$1,613	UNDER	(\$11,367)
Variance From Estimate	OVER	9.07%	UNDER	-3.13%
Actual Prior Year		\$19,114		\$326,122
Total 2022-2023 Estimate				\$667,061
Percent Of Total Estimate Spent				52.82%
Percent Of Budget Year Completed		5 months		41.67%

COMMENTS: We are on target with our annual estimates.



BIG WALNUT | INSPIRE
LOCAL SCHOOLS & GUIDE

RECEIPTS, EXPENDITURES, AND FUND BALANCES REPORT
AND
MONTHLY SUMMARY CHECK REGISTER

Big Walnut Local Schools

Fund Report - November 30, 2022

Code	Fund Description	FY Beginning Balance	MTD Actual Receipts	FYTD Actual Receipts	MTD Expended	FYTD Expended	Current Balance	FY Encumbrances	FYTD Unencumbered
001	GENERAL	\$ 18,858,472.45	\$ 798,621.20	\$ 26,304,152.48	\$ 4,090,292.70	\$ 20,058,265.79	\$ 25,104,359.14	\$ 2,896,727.23	\$ 22,207,631.91
002	BOND RETIREMENT	5,528,250.23	241.11	4,509,469.75	6,336,381.38	6,387,296.25	3,650,423.73	2,471,020.13	1,179,403.60
003	PERMANENT IMPROVEMENT	1,464,281.22	33.02	837,859.21	6,379.00	1,333,953.16	968,187.27	318,437.56	649,749.71
004	BUILDING	6,006,997.01	7,039.32	32,840.09	349,416.14	2,470,775.39	3,569,061.71	3,009,249.19	559,812.52
006	FOOD SERVICE	823,548.76	130,740.16	495,242.82	237,752.02	750,286.22	568,505.36	361,144.82	207,360.54
012	ADULT EDUCATION	4,019.80	0.00	0.00	0.00	0.00	4,019.80	0.00	4,019.80
014	ROTARY-INTERNAL SERVICES	10,960.92	2,336.04	11,429.98	192.56	914.55	21,476.35	20,413.85	1,062.50
018	PUBLIC SCHOOL SUPPORT	125,267.22	6,543.44	26,846.90	9,777.33	29,008.45	123,105.67	19,220.91	103,884.76
019	OTHER GRANT	6,921.44	0.00	3,800.00	0.00	813.94	9,907.50	8,213.15	1,694.35
022	DISTRICT CUSTODIAL	75,922.54	4,504.21	124,070.17	12,737.62	147,348.94	52,643.77	19,518.92	33,124.85
028	SPECIAL EDUCATION FUND	892.58	0.00	0.00	0.00	0.00	892.58	0.00	892.58
070	CAPITAL PROJECTS	103,922.70	0.00	0.00	0.00	32,907.52	71,015.18	18,698.84	52,316.34
200	STUDENT MANAGED ACTIVITY	161,859.57	10,418.94	43,117.11	12,495.09	39,799.06	165,177.62	93,765.62	71,412.00
300	DISTRICT MANAGED ACTIVITY	149,841.68	19,850.07	266,939.48	16,276.71	226,149.38	190,631.78	120,720.16	69,911.62
401	AUXILIARY SERVICES	138,656.54	110,325.21	208,935.87	24,188.74	181,132.93	166,459.48	64,132.37	102,327.11
451	DATA COMMUNICATION FUND	0.00	0.00	6,300.00	0.00	0.00	6,300.00	0.00	6,300.00
467	Student Wellness and Success Fund	3,025.05	0.00	0.00	258.00	725.00	2,300.05	2,300.05	0.00
499	MISCELLANEOUS STATE GRANT FUND	39,285.16	0.00	119,570.00	469.20	4,144.27	154,710.89	17,249.84	137,461.05
507	ELEMENTARY AND SECONDARY SCHOOL EMERGENCY RELIEF FUND	(70,303.41)	0.00	287,312.83	95,422.36	609,749.39	(392,739.97)	114,631.26	(507,371.23)
516	IDEA PART B GRANTS	(28,625.76)	0.00	232,987.58	67,929.35	340,217.99	(135,856.17)	100,658.46	(236,514.63)
572	TITLE I DISADVANTAGED CHILDREN	(11,132.19)	16,081.95	75,459.99	16,081.95	86,392.65	(22,064.85)	0.00	(22,064.85)
584	DRUG FREE SCHOOL GRANT FUND	(1,548.54)	0.00	2,024.95	607.48	9,798.83	(9,322.42)	0.00	(9,322.42)
587	IDEA PRESCHOOL-HANDICAPPED	(14,387.31)	0.00	17,342.03	2,954.72	8,864.16	(5,909.44)	0.00	(5,909.44)
590	IMPROVING TEACHER QUALITY	(16,035.28)	6,354.85	27,762.93	4,273.15	16,498.80	(4,771.15)	35,306.34	(40,077.49)
Grand Total		\$ 33,360,092.38	\$ 1,113,089.52	\$ 33,633,464.17	\$ 11,283,885.50	\$ 32,735,042.67	\$ 34,258,513.88	\$ 9,691,408.70	\$ 24,567,105.18

Big Walnut Local Schools

Disbursement Report-All (prior to reconcile)-20221207

Check #	Check Type	Vendor #	Primary Name	Date	Amount	Reconcile Date	Status	Void Date	Type
0	Electronic			11/15/2022	\$ 3,789.45		OUTSTANDING		PAYROLL
0	Electronic			11/15/2022	8,940.00		OUTSTANDING		PAYROLL
0	Electronic			11/15/2022	17,350.29		OUTSTANDING		PAYROLL
0	Electronic			11/15/2022	1,482,476.35		OUTSTANDING		PAYROLL
0	Electronic	910000	STATE TEACHERS	11/18/2022	150,833.00		OUTSTANDING		ACCOUNTS_PAYABLE
0	Electronic	900500	Payroll Account	11/18/2022	36,840.58		OUTSTANDING		ACCOUNTS_PAYABLE
0	Electronic	920000	SCHOOL EMPLOYEES	11/18/2022	57,184.48		OUTSTANDING		ACCOUNTS_PAYABLE
0	Electronic			11/30/2022	1,188,694.37		OUTSTANDING		PAYROLL
0	Electronic	900800	Delta Dental Plan of Ohio, Inc	11/30/2022	11,660.28		OUTSTANDING		ACCOUNTS_PAYABLE
0	Electronic	910000	STATE TEACHERS	11/30/2022	103,229.00		OUTSTANDING		ACCOUNTS_PAYABLE
0	Electronic	900500	Payroll Account	11/30/2022	32,403.84		OUTSTANDING		ACCOUNTS_PAYABLE
0	Electronic	920000	SCHOOL EMPLOYEES	11/30/2022	36,907.52		OUTSTANDING		ACCOUNTS_PAYABLE
0	Electronic	991739	Anthem Blue Cross Blue Sheild	11/30/2022	513,843.35		OUTSTANDING		ACCOUNTS_PAYABLE
0	Electronic	900001	PNC Bank - Visa	11/30/2022	27,274.62		OUTSTANDING		ACCOUNTS_PAYABLE
0	Electronic	955000	The Bank of New York Mellon	11/30/2022	4,903,785.13		OUTSTANDING		ACCOUNTS_PAYABLE
0	Electronic	955200	The Bank of New York Mellon	11/30/2022	989,296.25		OUTSTANDING		ACCOUNTS_PAYABLE
0	Electronic	900050	Huntington Trust Company	11/30/2022	443,300.00		OUTSTANDING		ACCOUNTS_PAYABLE
0	Check	793633	B & H Foto & Electronics Corp	11/16/2022	119.66		VOID	11/16/2022	ACCOUNTS_PAYABLE
0	Check	793633	B & H Foto & Electronics Corp	11/16/2022	119.66		VOID	11/16/2022	ACCOUNTS_PAYABLE
128393	Check	1115	Del-Co Water Co.	11/10/2022	3,012.72		OUTSTANDING		ACCOUNTS_PAYABLE
128394	Check	2504	American Electric	11/10/2022	35,654.76		OUTSTANDING		ACCOUNTS_PAYABLE
128395	Check	3058	Stanton's Sheet Music, Inc.	11/10/2022	46.50		OUTSTANDING		ACCOUNTS_PAYABLE
128396	Check	3137	Tristar Transportation Co	11/10/2022	7,128.28		OUTSTANDING		ACCOUNTS_PAYABLE
128397	Check	4154	GOPHER SPORT	11/10/2022	200.75		OUTSTANDING		ACCOUNTS_PAYABLE
128398	Check	4290	School Specialty, Inc.	11/10/2022	988.80		OUTSTANDING		ACCOUNTS_PAYABLE
128399	Check	5565	OASSA	11/10/2022	1,100.00		OUTSTANDING		ACCOUNTS_PAYABLE
128400	Check	5725	BRICKER & ECKLER LLP	11/10/2022	250.00		OUTSTANDING		ACCOUNTS_PAYABLE

Big Walnut Local Schools

Disbursement Report-All (prior to reconcile)-20221207

Check #	Check Type	Vendor #	Primary Name	Date	Amount	Reconcile Date	Status	Void Date	Type
128401	Check	5831	STERLING PAPER COMPANY	11/10/2022	\$ 2,016.73		OUTSTANDING		ACCOUNTS_PAYABLE
128402	Check	6335	Verizon Wireless	11/10/2022	175.15		OUTSTANDING		ACCOUNTS_PAYABLE
128403	Check	6961	LightSPEED Technologies	11/10/2022	255.00		OUTSTANDING		ACCOUNTS_PAYABLE
128404	Check	7804	BIG WALNUT ATHLETIC BOOSTERS	11/10/2022	900.00		OUTSTANDING		ACCOUNTS_PAYABLE
128405	Check	8551	Professional Binding Products	11/10/2022	603.96		OUTSTANDING		ACCOUNTS_PAYABLE
128406	Check	8898	Office Depot Dept #34063345	11/10/2022	28.85		OUTSTANDING		ACCOUNTS_PAYABLE
128407	Check	711070	Barnes & Noble	11/10/2022	719.89		OUTSTANDING		ACCOUNTS_PAYABLE
128408	Check	725013	Inscho, Diana	11/10/2022	93.84		OUTSTANDING		ACCOUNTS_PAYABLE
128409	Check	725061	NCS Pearson	11/10/2022	303.75		OUTSTANDING		ACCOUNTS_PAYABLE
128410	Check	789590	Adams, Nadine	11/10/2022	49.30		OUTSTANDING		ACCOUNTS_PAYABLE
128411	Check	789712	Leinweber, Nicole	11/10/2022	160.43		OUTSTANDING		ACCOUNTS_PAYABLE
128412	Check	789907	Kim Hoessly Piano Tuning	11/10/2022	250.00		OUTSTANDING		ACCOUNTS_PAYABLE
128413	Check	790101	MEAD, MARK	11/10/2022	114.00		OUTSTANDING		ACCOUNTS_PAYABLE
128414	Check	790702	Kerns, Kelly	11/10/2022	39.75		OUTSTANDING		ACCOUNTS_PAYABLE
128415	Check	791262	Blick Art Materials	11/10/2022	121.09		OUTSTANDING		ACCOUNTS_PAYABLE
128416	Check	791383	Fortune, Molly	11/10/2022	66.50		OUTSTANDING		ACCOUNTS_PAYABLE
128417	Check	791495	Professional Speech Services	11/10/2022	50,526.00		OUTSTANDING		ACCOUNTS_PAYABLE
128418	Check	791693	Ohio BCI & I	11/10/2022	803.25		OUTSTANDING		ACCOUNTS_PAYABLE
128419	Check	792468	Healthcare Billing Services	11/10/2022	13,854.18		OUTSTANDING		ACCOUNTS_PAYABLE
128420	Check	792517	Denton, Mike	11/10/2022	625.95		OUTSTANDING		ACCOUNTS_PAYABLE
128421	Check	792556	Consolidated Electric Coop Inc	11/10/2022	64,162.00		OUTSTANDING		ACCOUNTS_PAYABLE
128422	Check	792828	N2Y LLC	11/10/2022	113.91		OUTSTANDING		ACCOUNTS_PAYABLE
128423	Check	793094	Johnson-Stuber, Christie	11/10/2022	48.87		OUTSTANDING		ACCOUNTS_PAYABLE
128424	Check	793117	Meacham, Christopher Allen	11/10/2022	114.00		OUTSTANDING		ACCOUNTS_PAYABLE
128425	Check	793633	B & H Foto &	11/10/2022	6,052.88		OUTSTANDING		ACCOUNTS_PAYABLE

Big Walnut Local Schools

Disbursement Report-All (prior to reconcile)-20221207

Check #	Check Type	Vendor #	Primary Name	Date	Amount	Reconcile Date	Status	Void Date	Type
128426	Check	793649	Electronics Corp Franklin Computer Srvs Group	11/10/2022	\$ 6,637.50		OUTSTANDING		BLE ACCOUNTS_PAYA BLE
128427	Check	794374	Boehm, Dawn	11/10/2022	10.31		OUTSTANDING		ACCOUNTS_PAYA BLE
128428	Check	794588	Lakes Golf & Country Club Inc.	11/10/2022	3,969.00		OUTSTANDING		ACCOUNTS_PAYA BLE
128429	Check	794792	Game One	11/10/2022	830.00		OUTSTANDING		ACCOUNTS_PAYA BLE
128430	Check	794868	Palmer, Steven	11/10/2022	128.00		OUTSTANDING		ACCOUNTS_PAYA BLE
128431	Check	794888	ESC of Northeast Ohio	11/10/2022	170.00		OUTSTANDING		ACCOUNTS_PAYA BLE
128432	Check	795049	OAHPERD	11/10/2022	205.00		OUTSTANDING		ACCOUNTS_PAYA BLE
128433	Check	795283	PaySchools	11/10/2022	205.27		OUTSTANDING		ACCOUNTS_PAYA BLE
128434	Check	795298	Big Walnut Apparel	11/10/2022	2,881.56		OUTSTANDING		ACCOUNTS_PAYA BLE
128435	Check	795339	Whiteside, Justin	11/10/2022	342.00		OUTSTANDING		ACCOUNTS_PAYA BLE
128436	Check	795493	Snyder, David	11/10/2022	135.00		OUTSTANDING		ACCOUNTS_PAYA BLE
128437	Check	795553	Background InvestigationBure au	11/10/2022	2,000.10		OUTSTANDING		ACCOUNTS_PAYA BLE
128438	Check	795555	Gilbane Building Company	11/10/2022	349,416.14		OUTSTANDING		ACCOUNTS_PAYA BLE
128439	Check	795844	Bentz, Landon	11/10/2022	114.00		OUTSTANDING		ACCOUNTS_PAYA BLE
128440	Check	991318	Quadient Leasing USA, Inc.	11/10/2022	2,000.00		OUTSTANDING		ACCOUNTS_PAYA BLE
128441	Check	991327	Precision Fields, LLC	11/10/2022	180.00		OUTSTANDING		ACCOUNTS_PAYA BLE
128442	Check	991477	Gateway Education Holdings, LLC dba: Savvas	11/10/2022	54.00		OUTSTANDING		ACCOUNTS_PAYA BLE
128443	Check	991599	WEX Health, Inc.	11/10/2022	970.65		OUTSTANDING		ACCOUNTS_PAYA BLE
128444	Check	991615	Smith, Christopher L.	11/10/2022	114.00		OUTSTANDING		ACCOUNTS_PAYA BLE
128445	Check	991681	Mason, Caylib	11/10/2022	49.50		OUTSTANDING		ACCOUNTS_PAYA BLE
128446	Check	991690	Clark, Alyssa	11/10/2022	216.69		OUTSTANDING		ACCOUNTS_PAYA BLE
128447	Check	991754	I Am Boundless, Inc.	11/10/2022	5,559.00		OUTSTANDING		ACCOUNTS_PAYA BLE
128448	Check	991784	Morris, Douglas	11/10/2022	490.87		OUTSTANDING		ACCOUNTS_PAYA

Big Walnut Local Schools

Disbursement Report-All (prior to reconcile)-20221207

Check #	Check Type	Vendor #	Primary Name	Date	Amount	Reconcile Date	Status	Void Date	Type
128449	Check	991828	James Air Control Products Inc	11/10/2022	\$ 1,050.00		OUTSTANDING		BLE ACCOUNTS_PAYA
128450	Check	991861	Reed, Kylie	11/10/2022	100.00		OUTSTANDING		BLE ACCOUNTS_PAYA
128451	Check	991862	Mitchell, Roman	11/10/2022	150.00		OUTSTANDING		BLE ACCOUNTS_PAYA
128452	Check	991868	Baker, Julie	11/10/2022	12.50		OUTSTANDING		BLE ACCOUNTS_PAYA
128453	Check	991871	Flahive, Kindra Marie	11/10/2022	49.00		OUTSTANDING		BLE ACCOUNTS_PAYA
128454	Check	991894	Flesch, Robert A.	11/10/2022	376.96		OUTSTANDING		BLE ACCOUNTS_PAYA
128455	Check	991903	Mandayappuram, Shabna	11/10/2022	680.00		OUTSTANDING		BLE ACCOUNTS_PAYA
128456	Check	991904	Brechbuhler Scales, Inc.	11/10/2022	401.15		OUTSTANDING		BLE ACCOUNTS_PAYA
128457	Check	991921	Horton, Christyne	11/10/2022	397.85		OUTSTANDING		BLE ACCOUNTS_PAYA
128458	Check	991922	Ridge Golf and Gardens LLC	11/10/2022	200.00		OUTSTANDING		BLE ACCOUNTS_PAYA
128459	Check	721	Craig, Georgia	11/17/2022	294.00		OUTSTANDING		BLE ACCOUNTS_PAYA
128460	Check	1036	PERRY ProTECH, Inc.	11/17/2022	153.47		OUTSTANDING		BLE ACCOUNTS_PAYA
128461	Check	1046	KE-WA-PA SALES & SERVICE	11/17/2022	7,252.05		OUTSTANDING		BLE ACCOUNTS_PAYA
128462	Check	1536	Transportation Accessories Co	11/17/2022	141.60		OUTSTANDING		BLE ACCOUNTS_PAYA
128463	Check	2038	Gordon Food Service	11/17/2022	17,302.88		OUTSTANDING		BLE ACCOUNTS_PAYA
128464	Check	2502	VILLAGE OF SUNBURY	11/17/2022	10,627.66		OUTSTANDING		BLE ACCOUNTS_PAYA
128465	Check	3058	Stanton's Sheet Music, Inc.	11/17/2022	118.15		OUTSTANDING		BLE ACCOUNTS_PAYA
128466	Check	3064	Ward's Science	11/17/2022	31.69		OUTSTANDING		BLE ACCOUNTS_PAYA
128467	Check	3102	CAROLINA BIOLOGICAL SUPPLY	11/17/2022	103.61		OUTSTANDING		BLE ACCOUNTS_PAYA
128468	Check	3231	FLINN SCIENTIFIC, INC.	11/17/2022	16.23		OUTSTANDING		BLE ACCOUNTS_PAYA
128469	Check	4290	School Specialty, Inc.	11/17/2022	5,223.30		OUTSTANDING		BLE ACCOUNTS_PAYA
128470	Check	5237	ESC of Central Ohio	11/17/2022	40,780.28		OUTSTANDING		BLE ACCOUNTS_PAYA
128471	Check	5725	BRICKER & ECKLER LLP	11/17/2022	11,690.50		OUTSTANDING		BLE ACCOUNTS_PAYA
128472	Check	5831	STERLING PAPER COMPANY	11/17/2022	1,413.00		OUTSTANDING		BLE ACCOUNTS_PAYA

Big Walnut Local Schools

Disbursement Report-All (prior to reconcile)-20221207

Check #	Check Type	Vendor #	Primary Name	Date	Amount	Reconcile Date	Status	Void Date	Type
128473	Check	6330	T-Mobile USA Inc	11/17/2022	\$ 66.65		OUTSTANDING		ACCOUNTS_PAYABLE
128474	Check	6372	Cintas Corp. Location #003	11/17/2022	111.98		OUTSTANDING		ACCOUNTS_PAYABLE
128475	Check	6471	Cardinal Bus Sales &	11/17/2022	161.37		OUTSTANDING		ACCOUNTS_PAYABLE
128476	Check	6530	J.W. Pepper & Sons, Inc.	11/17/2022	37.50		OUTSTANDING		ACCOUNTS_PAYABLE
128477	Check	7231	Duncan, Denise	11/17/2022	50.00		OUTSTANDING		ACCOUNTS_PAYABLE
128478	Check	7399	Burchett, Carol	11/17/2022	144.90		OUTSTANDING		ACCOUNTS_PAYABLE
128479	Check	8898	Office Depot Dept #34063345	11/17/2022	50.17		OUTSTANDING		ACCOUNTS_PAYABLE
128480	Check	70312	Ohio FFA Association, Inc.	11/17/2022	1,751.00		OUTSTANDING		ACCOUNTS_PAYABLE
128481	Check	711113	Read, Amy	11/17/2022	52.50		OUTSTANDING		ACCOUNTS_PAYABLE
128482	Check	711170	Heavy Duty Service	11/17/2022	175.00		OUTSTANDING		ACCOUNTS_PAYABLE
128483	Check	790326	Friends Office	11/17/2022	593.31		OUTSTANDING		ACCOUNTS_PAYABLE
128484	Check	790585	Hylant Administrative Services	11/17/2022	475.00		OUTSTANDING		ACCOUNTS_PAYABLE
128485	Check	790622	BUCKEYE VALLEY FFA	11/17/2022	325.00		OUTSTANDING		ACCOUNTS_PAYABLE
128486	Check	790702	Kerns, Kelly	11/17/2022	42.35		OUTSTANDING		ACCOUNTS_PAYABLE
128487	Check	790857	WorkHealth	11/17/2022	352.00		OUTSTANDING		ACCOUNTS_PAYABLE
128488	Check	791051	Auditor of State	11/17/2022	17,109.00		OUTSTANDING		ACCOUNTS_PAYABLE
128489	Check	791271	The HF Group	11/17/2022	455.85		OUTSTANDING		ACCOUNTS_PAYABLE
128490	Check	791604	Collett, Jeanne	11/17/2022	48.75		OUTSTANDING		ACCOUNTS_PAYABLE
128491	Check	791693	Ohio BCI & I	11/17/2022	1,058.25		OUTSTANDING		ACCOUNTS_PAYABLE
128492	Check	792580	Select Fire Protection LLC	11/17/2022	1,675.00		OUTSTANDING		ACCOUNTS_PAYABLE
128493	Check	792640	Beem's BP Distributing, Inc.	11/17/2022	979.03		OUTSTANDING		ACCOUNTS_PAYABLE
128494	Check	793193	City Electric Supply Company	11/17/2022	472.83		OUTSTANDING		ACCOUNTS_PAYABLE
128495	Check	793633	B & H Foto & Electronics Corp	11/17/2022	119.66		OUTSTANDING		ACCOUNTS_PAYABLE
128496	Check	793732	Jet's Pizza	11/17/2022	5,749.99		OUTSTANDING		ACCOUNTS_PAYABLE
128497	Check	793801	Center for	11/17/2022	175.60		OUTSTANDING		ACCOUNTS_PAYABLE

Big Walnut Local Schools

Disbursement Report-All (prior to reconcile)-20221207

Check #	Check Type	Vendor #	Primary Name	Date	Amount	Reconcile Date	Status	Void Date	Type
			Responsive Schools						BLE
128498	Check	793894	United Dairy, Inc.	11/17/2022	\$ 18,438.12		OUTSTANDING		ACCOUNTS_PAYA BLE
128499	Check	794068	Roger E. Howard	11/17/2022	15,355.46		OUTSTANDING		ACCOUNTS_PAYA BLE
128500	Check	794617	Vituccio, Meghan	11/17/2022	126.25		OUTSTANDING		ACCOUNTS_PAYA BLE
128501	Check	794689	Brown Supply Co.	11/17/2022	216.71		OUTSTANDING		ACCOUNTS_PAYA BLE
128502	Check	794782	OhioGuidestone	11/17/2022	19,278.00		OUTSTANDING		ACCOUNTS_PAYA BLE
128503	Check	794888	ESC of Northeast Ohio	11/17/2022	175.00		OUTSTANDING		ACCOUNTS_PAYA BLE
128504	Check	795088	Gibson, Megan	11/17/2022	40.89		OUTSTANDING		ACCOUNTS_PAYA BLE
128505	Check	795095	Sclair, Natalie	11/17/2022	82.00		OUTSTANDING		ACCOUNTS_PAYA BLE
128506	Check	795116	R & R Services Plus LLC	11/17/2022	550.00		OUTSTANDING		ACCOUNTS_PAYA BLE
128507	Check	795181	Time Warner/Spectrum Enterpris	11/17/2022	567.38		OUTSTANDING		ACCOUNTS_PAYA BLE
128508	Check	795298	Big Walnut Apparel	11/17/2022	1,336.54		OUTSTANDING		ACCOUNTS_PAYA BLE
128509	Check	795456	Donohue, Koby D	11/17/2022	42.57		OUTSTANDING		ACCOUNTS_PAYA BLE
128510	Check	795509	Hina Environmental Solution LLC	11/17/2022	5,329.00		OUTSTANDING		ACCOUNTS_PAYA BLE
128511	Check	795654	Mark Cantrell Plumbing	11/17/2022	987.50		OUTSTANDING		ACCOUNTS_PAYA BLE
128512	Check	795799	Riverside Assessments, LLC DBA: Riverside Insights	11/17/2022	9,988.75		OUTSTANDING		ACCOUNTS_PAYA BLE
128513	Check	795905	CRH OHIO LTD	11/17/2022	24.97		OUTSTANDING		ACCOUNTS_PAYA BLE
128514	Check	991607	Haskins, Christina	11/17/2022	31.00		OUTSTANDING		ACCOUNTS_PAYA BLE
128515	Check	991658	Chardon Laboratories, Inc.	11/17/2022	665.00		OUTSTANDING		ACCOUNTS_PAYA BLE
128516	Check	991725	Right Way Food Service	11/17/2022	1,123.36		OUTSTANDING		ACCOUNTS_PAYA BLE
128517	Check	991728	Beam, Tyler	11/17/2022	197.38		OUTSTANDING		ACCOUNTS_PAYA BLE
128518	Check	991755	Hallof, Kristina	11/17/2022	55.71		OUTSTANDING		ACCOUNTS_PAYA BLE
128519	Check	991769	National Automotive Parts	11/17/2022	220.20		OUTSTANDING		ACCOUNTS_PAYA BLE

Big Walnut Local Schools

Disbursement Report-All (prior to reconcile)-20221207

Check #	Check Type	Vendor #	Primary Name	Date	Amount	Reconcile Date	Status	Void Date	Type
128520	Check	991806	Association Raymont, Meghan	11/17/2022	\$ 44.74		OUTSTANDING		ACCOUNTS_PAYABLE
128521	Check	991856	Maxim Healthcare Staffing Services Inc.	11/17/2022	2,220.00		OUTSTANDING		ACCOUNTS_PAYABLE
128522	Check	991863	Bailey, Bridget DBA: Bridget's Bows	11/17/2022	195.00		OUTSTANDING		ACCOUNTS_PAYABLE
128523	Check	991869	Greene, Maggie	11/17/2022	86.62		OUTSTANDING		ACCOUNTS_PAYABLE
128524	Check	991872	Williams, Anthony B. DBA: Michaels Angels Transportation Services, LLC	11/17/2022	4,400.00		OUTSTANDING		ACCOUNTS_PAYABLE
128525	Check	991874	Manning, Megan Renee	11/17/2022	384.75		OUTSTANDING		ACCOUNTS_PAYABLE
128526	Check	991923	Grudell, Megan	11/17/2022	57.99		OUTSTANDING		ACCOUNTS_PAYABLE
128527	Check	2038	Gordon Food Service	11/16/2022	64,340.21		OUTSTANDING		ACCOUNTS_PAYABLE
128528	Check	1008	Rumpke of Ohio, Inc.	11/30/2022	5,970.71		OUTSTANDING		ACCOUNTS_PAYABLE
128529	Check	1115	Del-Co Water Co.	11/30/2022	4,941.12		OUTSTANDING		ACCOUNTS_PAYABLE
128530	Check	2038	Gordon Food Service	11/30/2022	22,552.79		OUTSTANDING		ACCOUNTS_PAYABLE
128531	Check	2503	Columbia Gas Of Ohio	11/30/2022	100.40		OUTSTANDING		ACCOUNTS_PAYABLE
128532	Check	2504	American Electric	11/30/2022	29,331.49		OUTSTANDING		ACCOUNTS_PAYABLE
128533	Check	3036	NASCO	11/30/2022	199.92		OUTSTANDING		ACCOUNTS_PAYABLE
128534	Check	3064	Ward's Science	11/30/2022	31.67		OUTSTANDING		ACCOUNTS_PAYABLE
128535	Check	3102	CAROLINA BIOLOGICAL SUPPLY	11/30/2022	50.72		OUTSTANDING		ACCOUNTS_PAYABLE
128536	Check	5183	Apple Computer, Inc.	11/30/2022	1,134.00		OUTSTANDING		ACCOUNTS_PAYABLE
128537	Check	5237	ESC of Central Ohio	11/30/2022	25,670.34		OUTSTANDING		ACCOUNTS_PAYABLE
128538	Check	5264	Ohio Department Of Commerce	11/30/2022	346.25		OUTSTANDING		ACCOUNTS_PAYABLE
128539	Check	5667	OASBO - Ohio Assoc. of School	11/30/2022	150.00		VOID	11/30/2022	ACCOUNTS_PAYABLE
128540	Check	5947	RelaDyne	11/30/2022	714.43		VOID	11/30/2022	ACCOUNTS_PAYABLE
128541	Check	6372	Cintas Corp.	11/30/2022	111.97		OUTSTANDING		ACCOUNTS_PAYABLE

Big Walnut Local Schools

Disbursement Report-All (prior to reconcile)-20221207

Check #	Check Type	Vendor #	Primary Name	Date	Amount	Reconcile Date	Status	Void Date	Type
			Location #003						BLE
128542	Check	6475	Parallel Technologies Inc.	11/30/2022	\$ 17,056.62		OUTSTANDING		ACCOUNTS_PAYA BLE
128543	Check	7268	PJ's Pizza	11/30/2022	1,800.00		OUTSTANDING		ACCOUNTS_PAYA BLE
128544	Check	7374	National FFA Organization	11/30/2022	2,379.00		OUTSTANDING		ACCOUNTS_PAYA BLE
128545	Check	7391	OCLRE	11/30/2022	170.00		OUTSTANDING		ACCOUNTS_PAYA BLE
128546	Check	7798	Ohio Capital Conference - HS	11/30/2022	40.00		OUTSTANDING		ACCOUNTS_PAYA BLE
128547	Check	8429	Anderson's	11/30/2022	1,621.67		OUTSTANDING		ACCOUNTS_PAYA BLE
128548	Check	8551	Professional Binding Products	11/30/2022	328.91		OUTSTANDING		ACCOUNTS_PAYA BLE
128549	Check	8756	Columbus Clay Company	11/30/2022	580.00		OUTSTANDING		ACCOUNTS_PAYA BLE
128550	Check	8898	Office Depot Dept #34063345	11/30/2022	384.46		OUTSTANDING		ACCOUNTS_PAYA BLE
128551	Check	9111	Pyrinex, Inc.	11/30/2022	11,900.00		OUTSTANDING		ACCOUNTS_PAYA BLE
128552	Check	70203	Music & Arts Center	11/30/2022	98.60		OUTSTANDING		ACCOUNTS_PAYA BLE
128553	Check	723780	Direct Energy Business, LLC	11/30/2022	16,713.76		OUTSTANDING		ACCOUNTS_PAYA BLE
128554	Check	790326	Friends Office	11/30/2022	231.12		OUTSTANDING		ACCOUNTS_PAYA BLE
128555	Check	790857	WorkHealth	11/30/2022	46.00		OUTSTANDING		ACCOUNTS_PAYA BLE
128556	Check	792107	Great America Leasing Corp	11/30/2022	8.53		OUTSTANDING		ACCOUNTS_PAYA BLE
128557	Check	792286	Britenstine Environmental	11/30/2022	1,072.25		OUTSTANDING		ACCOUNTS_PAYA BLE
128558	Check	792393	State Security, LLC	11/30/2022	1,545.50		OUTSTANDING		ACCOUNTS_PAYA BLE
128559	Check	792443	Batteries Plus	11/30/2022	163.50		OUTSTANDING		ACCOUNTS_PAYA BLE
128560	Check	792468	Healthcare Billing Services	11/30/2022	457.41		OUTSTANDING		ACCOUNTS_PAYA BLE
128561	Check	792640	Beem's BP Distributing, Inc.	11/30/2022	1,514.45		OUTSTANDING		ACCOUNTS_PAYA BLE
128562	Check	793254	Eugene A. Guglielmi	11/30/2022	955.00		OUTSTANDING		ACCOUNTS_PAYA BLE
128563	Check	793894	United Dairy, Inc.	11/30/2022	2,136.44		OUTSTANDING		ACCOUNTS_PAYA BLE
128564	Check	793904	Delphi Creativity Group	11/30/2022	171.98		OUTSTANDING		ACCOUNTS_PAYA BLE
128565	Check	794068	Roger E. Howard	11/30/2022	4,426.64		OUTSTANDING		ACCOUNTS_PAYA BLE
128566	Check	794503	Equiparts Corp	11/30/2022	667.26		OUTSTANDING		ACCOUNTS_PAYA BLE

Big Walnut Local Schools

Disbursement Report-All (prior to reconcile)-20221207

Check #	Check Type	Vendor #	Primary Name	Date	Amount	Reconcile Date	Status	Void Date	Type
128567	Check	794548	Granville High School	11/30/2022	\$ 250.00		OUTSTANDING		BLE ACCOUNTS_PAYA
128568	Check	794691	Central Ohio SwimAmerica	11/30/2022	288.00		OUTSTANDING		BLE ACCOUNTS_PAYA
128569	Check	794782	OhioGuidestone	11/30/2022	34,945.20		OUTSTANDING		BLE ACCOUNTS_PAYA
128570	Check	794981	Math-U-See Inc	11/30/2022	305.00		OUTSTANDING		BLE ACCOUNTS_PAYA
128571	Check	795038	Columbus State Community	11/30/2022	17,645.15		OUTSTANDING		BLE ACCOUNTS_PAYA
128572	Check	795185	Tennis Warehouse	11/30/2022	1,142.85		OUTSTANDING		BLE ACCOUNTS_PAYA
128573	Check	795298	Big Walnut Apparel	11/30/2022	3,105.20		OUTSTANDING		BLE ACCOUNTS_PAYA
128574	Check	795339	Whiteside, Justin	11/30/2022	114.00		OUTSTANDING		BLE ACCOUNTS_PAYA
128575	Check	795462	Northeast In The Know	11/30/2022	115.00		OUTSTANDING		BLE ACCOUNTS_PAYA
128576	Check	795493	Snyder, David	11/30/2022	135.00		OUTSTANDING		BLE ACCOUNTS_PAYA
128577	Check	795685	US Bank National Association	11/30/2022	4,942.98		OUTSTANDING		BLE ACCOUNTS_PAYA
128578	Check	795712	Hard Eight LLC	11/30/2022	700.00		OUTSTANDING		BLE ACCOUNTS_PAYA
128579	Check	991318	Quadient Leasing USA, Inc.	11/30/2022	2,000.00		OUTSTANDING		BLE ACCOUNTS_PAYA
128580	Check	991712	Parker, Francesca	11/30/2022	241.22		OUTSTANDING		BLE ACCOUNTS_PAYA
128581	Check	991725	Right Way Food Service	11/30/2022	76.80		OUTSTANDING		BLE ACCOUNTS_PAYA
128582	Check	991727	Shuster, Tyler	11/30/2022	45.00		OUTSTANDING		BLE ACCOUNTS_PAYA
128583	Check	991800	EI US, LLC.; dba LearnWell	11/30/2022	1,795.61		OUTSTANDING		BLE ACCOUNTS_PAYA
128584	Check	991856	Maxim Healthcare Staffing Services Inc.	11/30/2022	3,309.60		OUTSTANDING		BLE ACCOUNTS_PAYA
128585	Check	991871	Flahive, Kindra Marie	11/30/2022	27.50		OUTSTANDING		BLE ACCOUNTS_PAYA
128586	Check	991874	Manning, Megan Renee	11/30/2022	384.75		OUTSTANDING		BLE ACCOUNTS_PAYA
128587	Check	991918	Old Fashioned Products, Inc.	11/30/2022	114.00		OUTSTANDING		BLE ACCOUNTS_PAYA
128588	Check	991926	Borgman Athletics Group LLC	11/30/2022	300.00		OUTSTANDING		BLE ACCOUNTS_PAYA
128589	Check	5947	RelaDyne	11/30/2022	714.43		OUTSTANDING		BLE ACCOUNTS_PAYA
128590	Check	5667	OASBO - Ohio Assoc. of School	11/30/2022	150.00		OUTSTANDING		BLE ACCOUNTS_PAYA

Big Walnut Local Schools

Disbursement Report-All (prior to reconcile)-20221207

Check #	Check Type	Vendor #	Primary Name	Date	Amount	Reconcile Date	Status	Void Date	Type
128591	Check	7804	BIG WALNUT ATHLETIC BOOSTERS	11/30/2022	\$ 2,730.00		OUTSTANDING		REFUND
128592	Check	991277	Chang-Elwell, Mariana	11/30/2022	194.00		OUTSTANDING		REFUND
128593	Check	991933	Preston, Laurel	11/30/2022	200.00		OUTSTANDING		REFUND
128594	Check	991934	Ratcliff, Judy	11/30/2022	25.00		OUTSTANDING		REFUND
Grand Total					\$ 11,086,438.38				



BIG WALNUT | INSPIRE
LOCAL SCHOOLS | & GUIDE

COMPARISON OF FISCAL YEAR 2023 YTD
APPROPRIATIONS WITH FISCAL YTD ACTUAL -
ALL FUNDS (EXCLUDING GENERAL FUND)

AND

INVESTMENT REPORT FOR ALL FUNDS

Comparison of Fiscal Year 2023 YTD Appropriations with Fiscal Year YTD Actual Expenditures - All Funds

	BOE Approved Appropriation	Prior FY Encumbrance	FYTD Expendable	FYTD Expenditures	Current Encumbrances	Unencumbered Balance	Unencumbered Percent
001 - GENERAL FUND	48,532,479	675,718	49,208,197	20,058,266	2,847,401	26,302,530	53%
002 - BOND RETIREMENT	8,935,502	-	8,935,502	6,387,296	2,471,020	77,186	1%
003 - PERMANENT IMPROVEMENT	2,249,935	824,611	3,074,546	1,333,953	318,438	1,422,155	46%
004 - BUILDING IMPROVEMENT	727,000	5,293,810	6,020,810	2,470,775	3,009,249	540,786	9%
006 - FOOD SERVICE	1,973,595	18,101	1,991,696	750,286	361,145	880,265	44%
014 - ROTARY-INTERNAL SERVICES	21,936	-	21,936	915	20,414	607	3%
018 - PUBLIC SCHOOL SUPPORT	98,050	5,043	103,093	29,008	19,221	54,864	53%
019 - OTHER GRANT	6,921	-	6,921	814	8,213	(2,106)	-30%
022 - DISTRICT AGENCY	227,473	2,149	229,622	147,349	19,519	62,754	27%
070 - CAPITAL PROJECTS	74,000	30,984	104,984	32,908	18,699	53,378	51%
200 - STUDENT MANAGED ACTIVITY	102,269	26,166	128,435	39,799	93,766	(5,130)	-4%
300 - DISTRICT MANAGED STUDENT ACTIVITY	298,497	6,036	304,533	226,149	120,720	(42,337)	-14%
401 - AUXILLIARY SERVICES	417,807	20,972	438,779	181,133	64,132	193,514	44%
451 - DATA COMMUNICATION FUND	12,600	-	12,600	-	-	12,600	100%
467 - STUDENT WELLNESS AND SUCCESS	3,025	-	3,025	725	2,300	-	0%
499 - MISCELLANEOUS STATE GRANT FUND	21,002	21,335	42,337	4,144	17,250	20,943	49%
507 - ESSER FUND	2,627,545	-	2,627,545	609,749	114,631	1,903,165	0%
516 - IDEA PART-B GRANT	1,283,202	36,770	1,319,972	340,218	100,658	879,096	67%
551 LIMITED ENGLISH PROFICIENCY	7,662	-	7,662	-	-	7,662	100%
572 - TITLE I	211,539	5,983	217,522	86,393	-	131,129	60%
584 - TITLE IV ACADEMIC ENRICHMENT	31,906	-	31,906	9,799	-	22,107	69%
587 - EARLY CHILDHOOD SPECIAL EDUCATION GRANT	25,548	-	25,548	8,864	-	16,684	65%
590 - TITLE II-A IMPROVING TEACHER QUALITY	150,256	13,782	164,038	16,499	35,306	112,233	68%
599 - MISCELLANEOUS FEDERAL GRANTS	-	-	-	-	-	-	100%
TOTAL ALL FUNDS	19,507,271	6,305,742	25,813,013	12,676,777	6,794,681	6,341,555	25%
	68,039,749.81	6,981,460	75,021,210	32,735,043	9,642,083	32,644,085	

- The accounts have adequate current or anticipated resources and appropriation modifications will be made to account for this and other necessary appropriations.

**BIG WALNUT LOCAL SCHOOL DISTRICT
INVESTMENT PORTFOLIO
November 30, 2022**

<u>Institution</u>	<u>Instrument Type</u>	<u>Cost Basis</u>	<u>Purchase Date</u>	<u>Yield Rate</u>	<u>Maturity Date</u>	<u>Days to Maturity</u>	<u>Est. Interest Remaining</u>
INTERIM FUNDS - General Operating Funds							
<i>Fifth Third Securities, Inc. - Investments</i>							
1) U.S. Treasury Note	U.S. Treasurer	\$809,937.50	12/15/2021	0.18%	9/30/2022	-61	\$2,031.25
2) Goldman Sachs Bk USA	Certificate of Deposit	\$245,000.00	11/27/2019	1.80%	11/28/2022	-2	\$2,223.12
3) U.S. Treasury Note	U.S. Treasurer	\$506,484.38	12/15/2021	0.31%	1/15/2023	46	\$3,177.08
4) U.S. Treasury Note	U.S. Treasurer	\$516,621.09	12/15/2021	0.46%	6/30/2023	212	\$659.18
5) U.S. Treasury Note	U.S. Treasurer	\$520,019.53	12/15/2021	0.65%	12/31/2023	396	\$3,671.88
6) U.S. Treasury Note	U.S. Treasurer	\$511,816.41	12/15/2021	0.81%	6/30/2024	578	\$7,652.99
7) U.S. Treasury Note	U.S. Treasurer	\$394,556.25	12/15/2021	0.88%	9/15/2024	655	\$9,193.75
Fifth Third Investment Total Subtotal		\$3,504,435.16					
<i>RedTree Investment Group - Investments</i>							
8) Toyota Motor Credit	Commercial Paper	\$1,196,220.00	12/16/2021	0.42%	9/12/2022	-79	\$3,780.00
9) Toyota Motor Credit	Commercial Paper	\$199,325.00	12/20/2021	0.45%	9/16/2022	-75	\$675.00
10) Bank of Montreal	Commercial Paper	\$246,970.56	6/23/2022	2.91%	11/22/2022	-8	\$3,029.44
11) U.S. Treasury Bill	U.S. Treasury Bill	\$498,732.02	12/20/2021	0.25%	12/1/2022	1	\$1,267.98
12) Lorain County	Municipal Bond	\$175,000.00	12/30/2020	0.40%	12/1/2022	1	\$350.00
13) Canadian Imp Holding	Commercial Paper	\$246,501.81	6/21/2022	2.87%	12/16/2022	16	\$3,498.19
14) U.S. Treasury Note	U.S. Treasurer	\$598,359.38	12/15/2021	0.37%	1/31/2023	62	\$750.00
15) JP Morgan	Commercial Paper	\$244,019.10	6/21/2022	3.33%	3/13/2023	103	\$5,980.90
16) TD USA	Commercial Paper	\$243,970.00	6/27/2022	3.32%	3/22/2023	112	\$6,030.00
17) Royal Bank of Canada (RBC)	Commercial Paper	\$326,633.38	6/30/2022	3.42%	3/27/2023	117	\$8,366.62
18) U.S. Treasury Note	U.S. Treasurer	\$497,949.22	12/15/2021	0.44%	3/31/2023	121	\$625.00
19) U.S. Treasury Note	U.S. Treasurer	\$496,757.81	12/15/2021	0.61%	9/30/2023	304	\$1,875.00
20) U.S. Treasury Note	U.S. Treasurer	\$497,792.97	12/6/2021	0.61%	10/31/2023	335	\$2,812.50
21) Bethel Local School District	Municipal Bond	\$217,154.25	7/28/2020	1.11%	11/1/2023	336	\$7,845.75
22) U.S. Treasury Note	U.S. Treasurer	\$498,750.00	12/3/2021	0.63%	11/30/2023	365	\$3,750.00
23) City of Farview Park	Municipal Bond	\$165,000.00	7/1/2021	0.35%	12/1/2023	366	\$858.84
24) U.S. Treasury Note	U.S. Treasurer	\$249,658.20	6/30/2021	0.42%	4/15/2024	502	\$1,875.00
25) Federal Home Loan Bank	U.S. Gov't Agency Note	\$150,000.00	6/28/2021	0.40%	6/28/2024	576	\$780.00
26) Federal Home Loan Bank	U.S. Gov't Agency Note	\$260,000.00	8/26/2021	0.54%	8/26/2024	635	\$1,690.00
Government Debt - Federal Agency Subtotal		\$7,008,793.70					
<i>Cash Accounts</i>							
1) First Commonwealth Bank	Checking - SM	\$129,114.76	11/30/2022	0.06%	12/1/2022	1	\$0.21
2) Federated Govt Obligations Is	Money Market	\$28,378.45	11/30/2022	2.10%	12/1/2022	1	\$1.63
3) First American Obligations Fund	Money Market	\$13,062.15	11/30/2022	2.10%	12/1/2022	1	\$0.75
4) Star Ohio - General	Money Market	\$22,724,066.99	11/30/2022	2.28%	12/1/2022	1	\$1,419.48
Cash Account Subtotal		\$22,894,622.35					
Total Interim Funds		\$33,407,851.21					
ACTIVE FUNDS - General Operating Funds							
1) First Commonwealth Bank	Checking - General	\$8,546,031.00	11/30/2022	0.02%	12/1/2022	1	\$4.68
2) First Commonwealth Bank	Checking - Payroll	\$417,247.16	11/30/2022	0.00%	12/1/2022	1	\$0.00
Total Active Funds		\$8,963,278.16					
Total Active and Interim Funds - General Operating		\$42,371,129.37		1.44%		46	\$85,876.22

**BIG WALNUT LOCAL SCHOOL DISTRICT
CONSTRUCTION - INVESTMENT PORTFOLIO
November 30, 2022**

<u>Institution</u>	<u>Instrument Type</u>	<u>Cost Basis</u>	<u>Purchase Date</u>	<u>Yield Rate</u>	<u>Maturity Date</u>	<u>Days to Maturity</u>	<u>Est. Earnings Remaining</u>
<u>May 2019 - Bond Proceeds</u>							
<u>Commercial Paper</u>							
1) TD USA	Commercial Paper	\$497,738.75	6/27/2022	2.02%	9/16/2022	-75	\$2,261.25
2) ING US CP	Commercial Paper	\$825,363.30	6/29/2022	2.22%	9/28/2022	-63	\$4,636.70
3) MUFG Bank	Commercial Paper	\$864,840.42	5/31/2022	1.76%	9/30/2022	-61	\$5,159.58
4) Mizuho Securities	Commercial Paper	\$823,014.16	6/29/2022	2.55%	10/27/2022	-34	\$6,985.84
5) JP Morgan	Commercial Paper	\$494,779.17	5/23/2022	2.12%	11/18/2022	-12	\$5,220.83
6) MUFG Bank	Commercial Paper	\$455,016.67	8/29/2022	3.29%	12/27/2022	27	\$4,983.33
7) Societe Generale	Commercial Paper	\$1,006,649.33	7/28/2022	3.14%	12/27/2022	27	\$13,350.67
Commercial Paper Subtotal		<u>\$4,967,401.80</u>					
8) First American Treasury Obligations Fund	Money Market	\$8,844.78	11/30/2022	2.10%	12/1/2022	1	\$0.51
9) Star Ohio - Construction Fund	Money Market	\$720,682.45	11/30/2022	2.28%	12/1/2022	1	\$45.02
Subtotal		<u>\$729,527.23</u>					
Total May 2019 - Bond Proceeds		<u>\$5,696,929.03</u>					
Grand Total Construction Proceeds		<u>\$5,696,929.03</u>		<u>2.43%</u>		<u>-24</u>	<u>\$42,643.73</u>

**BIG WALNUT LOCAL SCHOOL DISTRICT
INVESTMENT EARNINGS REVENUE
November 30, 2022**

Fund	Month to Date	Year to Date
General Fund (001)	\$0.00	\$59,562.27
Building Project Fund (004-9017)	\$0.00	\$10,900.14
Food Service Fund (006)	\$0.00	\$1,315.54
Sunbury Meadows CDA (022-9200)	\$0.00	\$0.73
Auxillary Services Fund (401)	\$0.00	\$212.62
Total All Funds	\$0.00	\$71,991.30

**Thank you for your review of the November 2022 Big Walnut
Local School District Financial Report.**



Big Walnut Local School District
110 Tippet Court
Sunbury, OH 43074