

# Big Walnut Local School District

---

---

## Monthly Financial Report

*for the month ended*  
September 30, 2022

---

---



Prepared By:  
Jeremy J. Buskirk  
Treasurer



## **Table of Contents**

<b><u>Description</u></b>	<b><u>Page</u></b>
Pie Chart of Estimated Revenue and Expenditures for fiscal years 2022-23 and 2012-13	1
Comparison of Fiscal Year 2023 YTD Estimated Revenue and Expenditures with Fiscal Year 2023 YTD Actuals	2

## **Variance Analysis**

Comparison of Monthly Ending Cash Balances	4 & 5
Comparison of Monthly and Total Revenues & Other Financing Sources	6 & 7
Comparison of Monthly and Total General Property Tax (Real Estate)	8 & 9
Comparison of Monthly and Total Tangible Personal Property Tax (PUPP)	10 & 11
Comparison of Monthly and Total Income Tax	12 & 13
Comparison of Monthly and Total State Grants-in-Aid (Unrestricted & Restricted)	14 & 15
Comparison of Monthly and Total State Property Tax Allocations	16 & 17
Comparison of Monthly and Total Other Revenues & Other Financing Sources	18 & 19
Comparison of Monthly and Total Expenditures & Other Financing Uses	20 & 21
Comparison of Monthly and Total Personal Services (Salaries & Wages)	22 & 23
Comparison of Monthly and Total Employees' Retirement/Insurance Benefits	24 & 25
Comparison of Monthly and Total Purchased Services	26 & 27
Comparison of Monthly and Total Supplies and Materials	28 & 29
Comparison of Monthly and Total Capital Outlay	30 & 31
Comparison of Monthly and Total Other Expenditure Objects & Other Financing Uses	32 & 33

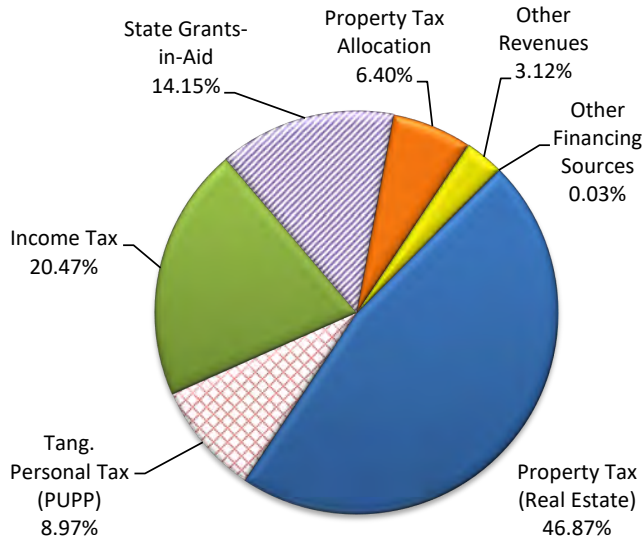
## **All Funds Reports**

Receipts, Expenditures and Fund Balances All Funds (Fund Report)	35
Summary Check Register (Disbursement Report)	36 - 42
Comparison of Fiscal Year 2023 YTD Appropriations with Fiscal YTD Actual Expenditures – All Funds (excluding General Fund)	44
Investments - All Funds	45 - 47

**Page Intentionally Left Blank**

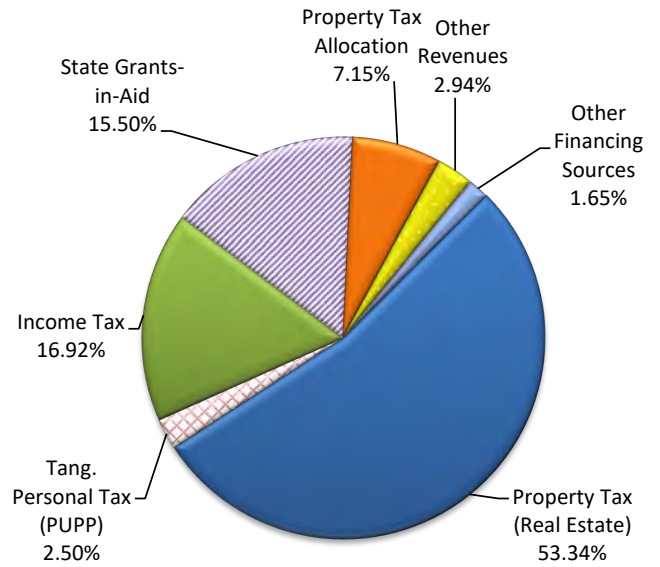
**EST. GENERAL FUND REVENUE FY23**

**\$50,140,878**



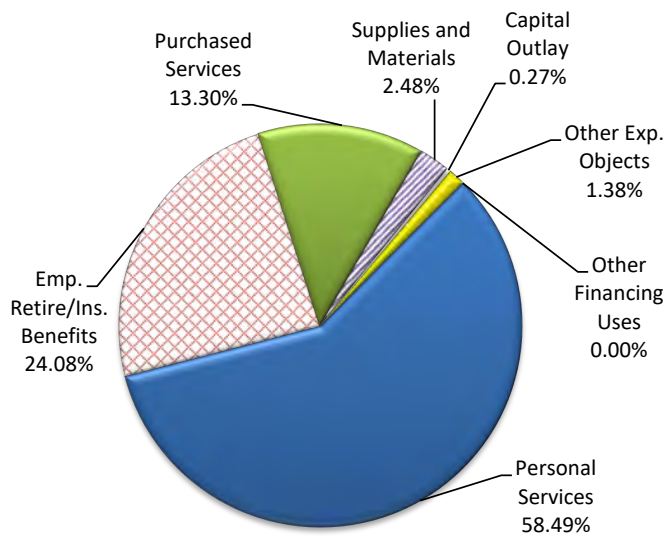
**EST. GENERAL FUND REVENUE FY13**

**\$29,096,581**



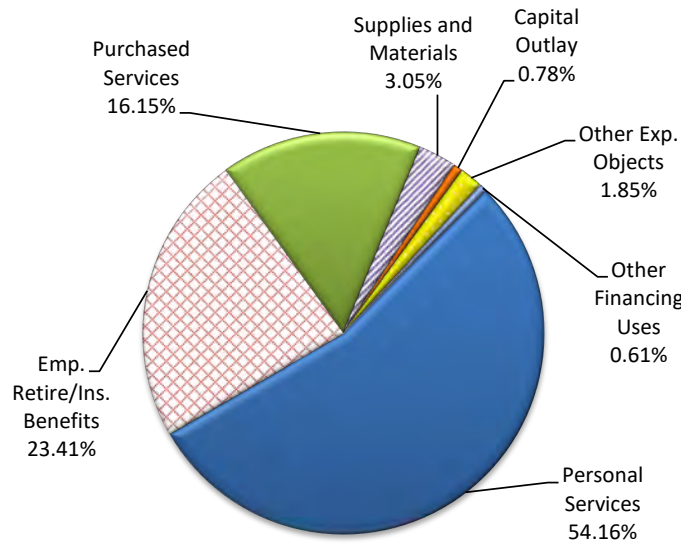
**EST. GENERAL FUND EXPENDITURES FY23**

**\$48,310,050**



**EST. GENERAL FUND EXPENDITURES FY13**

**\$28,179,296**



**Enrollment**

**FY 2022**

4,281

as of 8/17/2022

**FY 2013**

3,138

**% Change**

36.42%

**COMPARISON OF FISCAL YEAR 2023 YEAR-TO-DATE ESTIMATED REVENUES AND  
EXPENDITURES WITH FISCAL YEAR 2023 YEAR-TO-DATE ACTUALS  
GENERAL & REQUIRED DEBT SERVICE FUNDS ONLY**

<u>CATEGORY</u>	<u>FY 23 EST.</u>	<u>FY 23 ACTUAL</u>	<u>VARIANCE</u>	<u>PERCENTAGE</u>
<b>Revenues</b>				
General Property Tax (Real Estate)	\$11,031,077	\$11,028,971	(\$2,106)	0.0%
Tangible Personal Property (PUPP)	2,241,402	2,241,402	0	0.0%
Income Tax	5,322,234	5,322,234	0	0.0%
Unrestricted State Grants-in-Aid	1,670,068	1,700,406	30,338	1.8%
Restricted State Grants-in-Aid	78,917	52,625	(26,292)	-33.3%
Property Tax Allocation (Reimb.)	1,576,827	1,576,827	0	0.0%
All Other Revenues	550,726	489,570	(61,156)	-11.1%
<b>Total Revenues</b>	<b>22,471,250</b>	<b>22,412,034</b>	<b>(59,216)</b>	<b>-0.3%</b>
<b>Other Financing Sources</b>				
Advances-In	\$0	\$0	\$0	0.0%
All Other Financing Sources	5,550	4,874	(676)	-12.2%
<b>Total Other Financing Sources</b>	<b>5,550</b>	<b>4,874</b>	<b>(676)</b>	<b>-12.2%</b>
<b>Total Revenues &amp; Other Fin. Sources</b>	<b>\$22,476,801</b>	<b>\$22,416,908</b>	<b>(\$59,893)</b>	<b>-0.3%</b>
<b>Expenditures</b>				
Personal Services (Salaries & Wages)	\$6,665,810	\$6,568,650	(\$97,160)	-1.5%
Retirement/Insurance Benefits	2,883,977	2,751,991	(131,986)	-4.6%
Purchased Services	1,729,290	1,862,813	133,523	7.7%
Supplies and Materials	619,183	676,654	57,471	9.3%
Capital Outlay	26,500	119,628	93,128	351.4%
Other Expenditure Objects	301,747	295,178	(6,569)	-2.2%
<b>Total Expenditures</b>	<b>12,226,506</b>	<b>12,274,912</b>	<b>48,406</b>	<b>0.4%</b>
<b>Other Financing Uses</b>				
Operating Transfers-Out	\$0	\$0	\$0	0.0%
Advances-Out	0	0	0	0.0%
All Other Financing Uses	0	0	0	0.0%
<b>Total Other Financing Uses</b>	<b>\$0</b>	<b>\$0</b>	<b>\$0</b>	<b>0.0%</b>
<b>Total Expenditures &amp; Other Fin. Uses</b>	<b>\$12,226,506</b>	<b>\$12,274,912</b>	<b>\$48,406</b>	<b>0.4%</b>
Excess of Revenues & Other Fin. Sources over (under) Expenditures & Other Fin. Uses	\$10,250,295	\$10,141,996	(\$108,299)	-1.1%
<b>Beginning Cash Balance July 1</b>	<b>\$18,858,472</b>	<b>\$18,858,472</b>	<b>\$0</b>	<b>0.0%</b>
<b>Ending Cash Balance</b>	<b>\$29,108,768</b>	<b>\$29,000,469</b>	<b>(\$108,299)</b>	<b>-0.4%</b>
Estimated Encumbrances	\$3,589,978	\$3,481,361	\$108,617	
<b>Unreserved Fund Balance</b>	<b>\$25,518,790</b>	<b>\$25,519,108</b>	<b>\$318</b>	



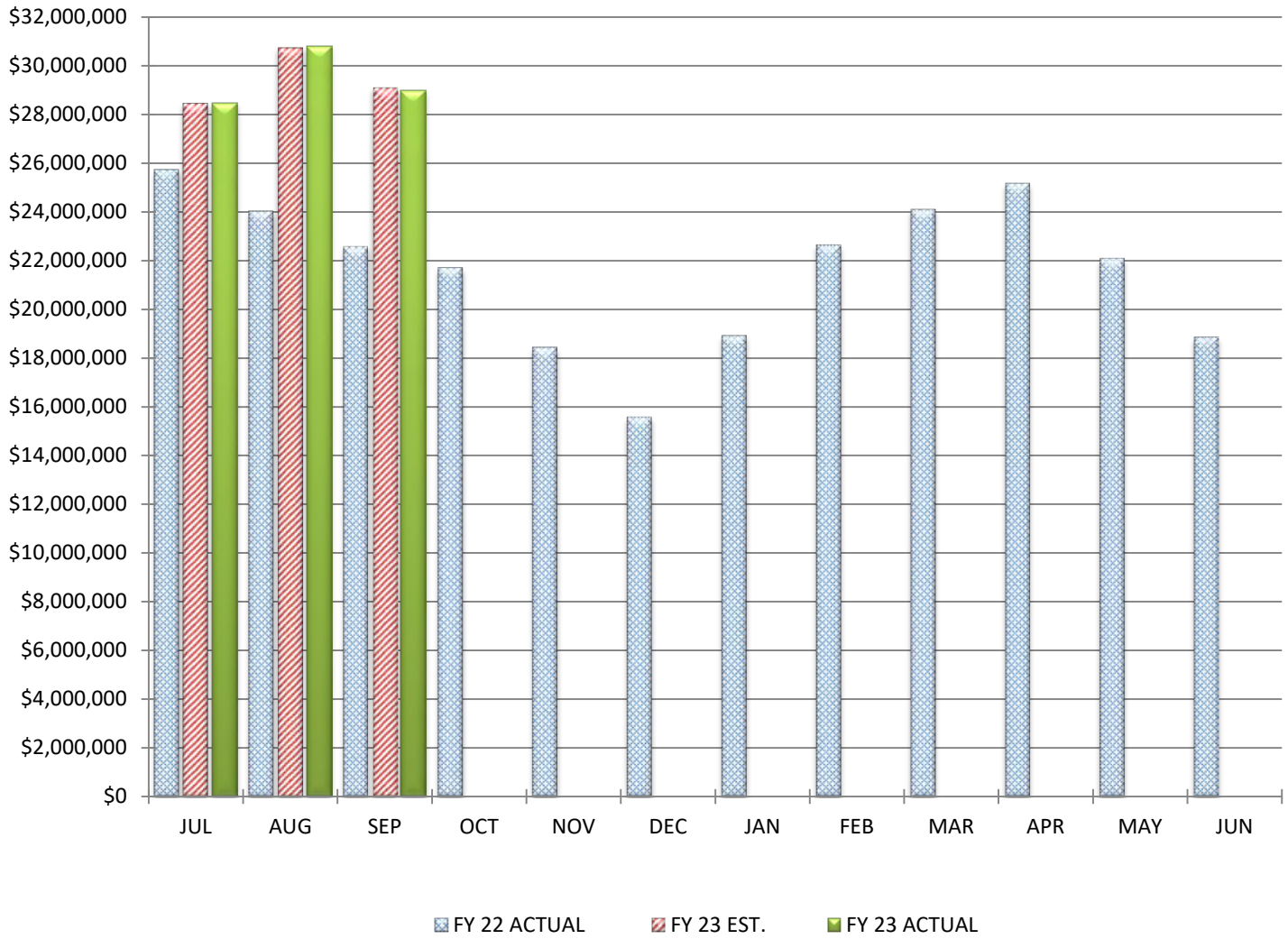
**BIG WALNUT** | **INSPIRE**  
**LOCAL SCHOOLS** | **& GUIDE**

---

VARIANCE ANALYSIS - GENERAL FUND

---

# COMPARISON OF MONTHLY ENDING CASH BALANCES





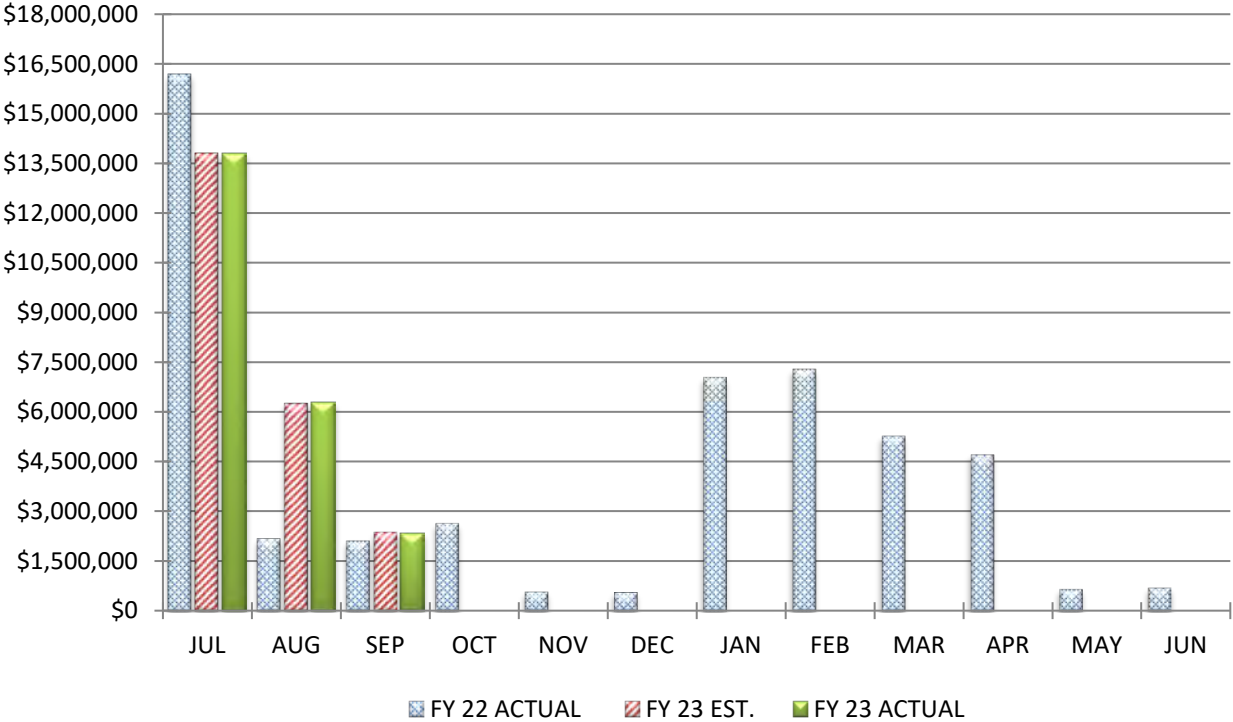
## COMPARISON OF MONTHLY ENDING CASH BALANCES

September 30, 2022

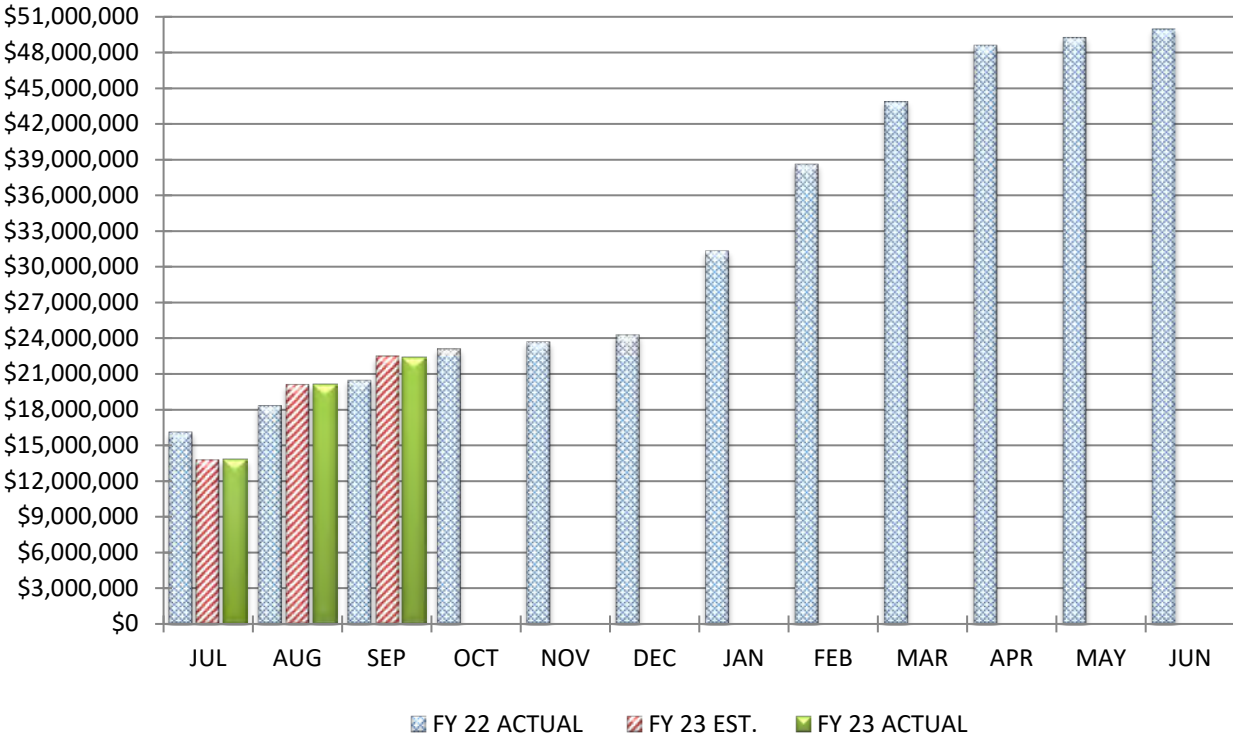
Actual Cash Balance		\$29,000,469
Estimated Cash Balance		\$29,108,768
Variance From Estimate	UNDER	(\$108,299)
Percent Variance From Estimate	UNDER	-0.37%
Previous Year Cash Balance		\$22,572,381

**COMMENTS:** We are on target with our annual estimates.

## COMPARISON OF TOTAL MONTHLY REVENUES & OTHER FINANCING SOURCES



## COMPARISON OF TOTAL YEAR-TO-DATE REVENUES & OTHER FINANCING SOURCES



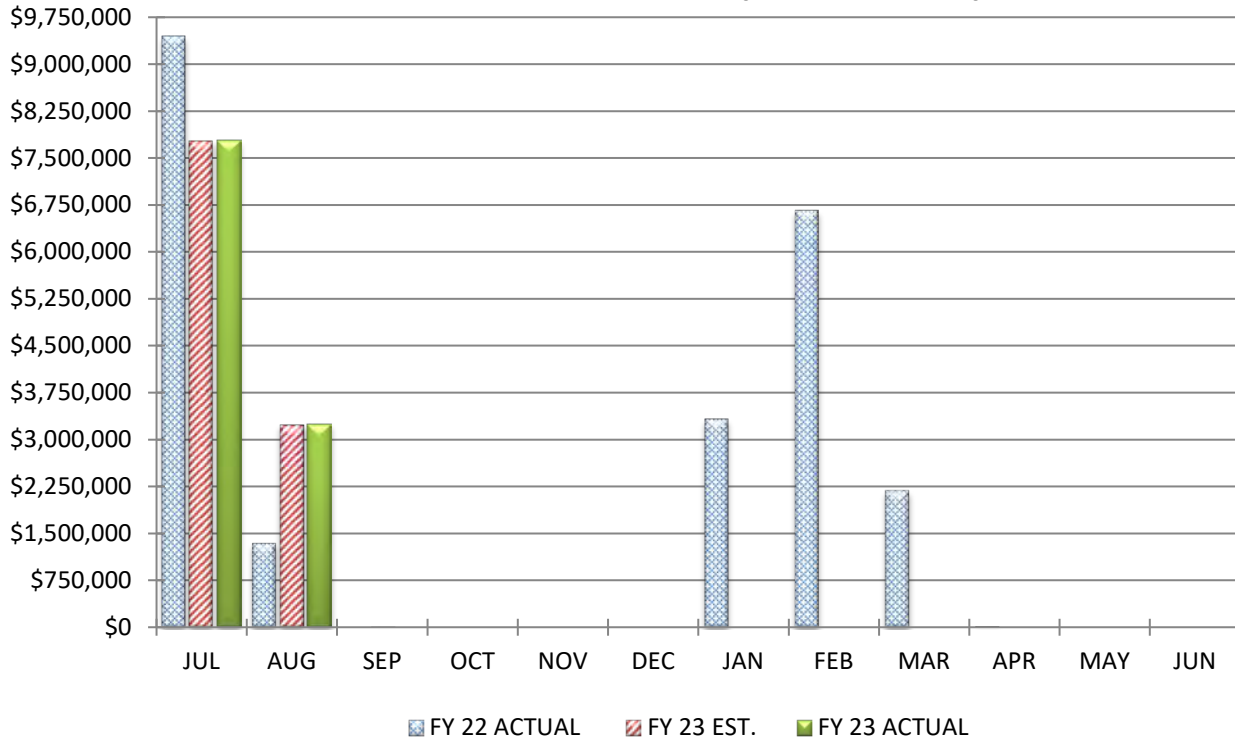
**COMPARISON TOTAL REVENUES & OTHER FINANCING SOURCES**

**September 30, 2022**

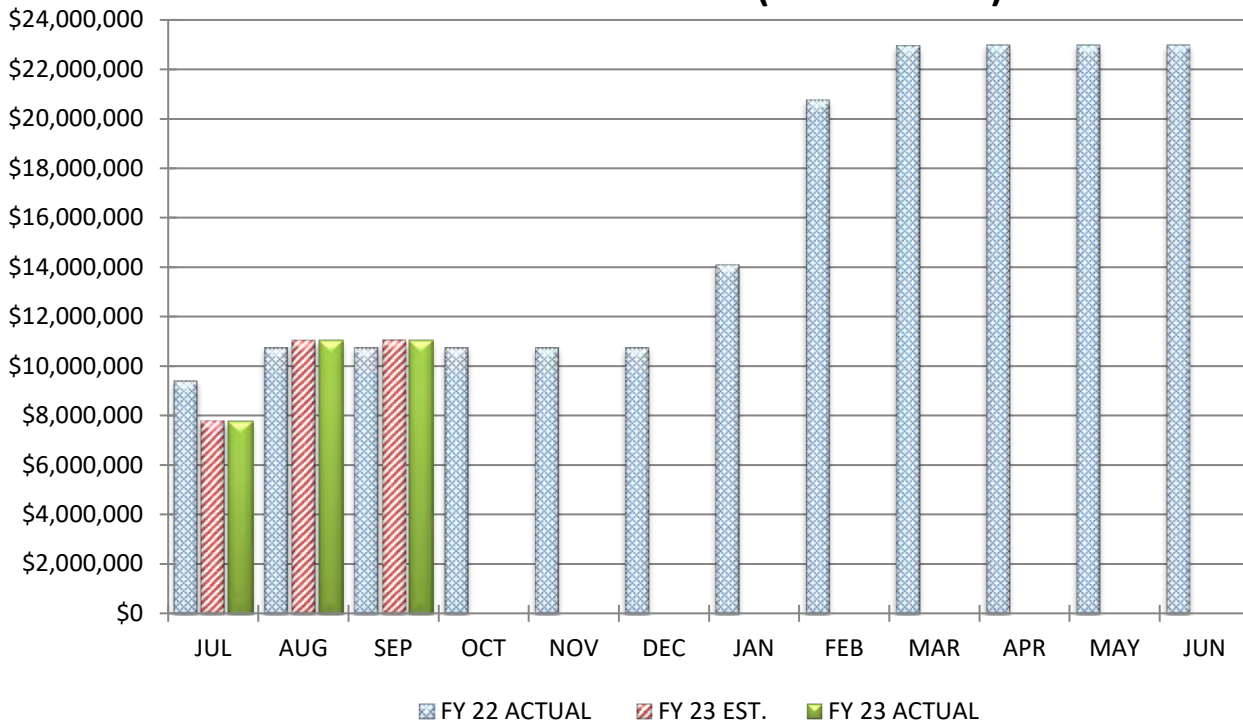
		<u>MONTH</u>		<u>YEAR-TO-DATE</u>
Actual Receipts		\$2,329,728		\$22,416,908
Estimated Receipts		\$2,398,236		\$22,476,801
Variance From Estimate	UNDER	(\$68,507)	UNDER	(\$59,893)
Variance From Estimate	UNDER	-2.86%	UNDER	-0.27%
Actual Prior Year		\$2,126,885		\$20,490,742
Total 2022-2023 Estimate				\$50,140,878
Percent Of Total Estimate Received				44.71%
Percent Of Budget Year Completed		3 Months		25.00%

**COMMENTS:** We are on target with our annual estimates.

## COMPARISON OF TOTAL MONTHLY GENERAL PROPERTY TAX (REAL ESTATE)



## COMPARISON OF TOTAL YEAR-TO-DATE GENERAL PROPERTY TAX (REAL ESTATE)



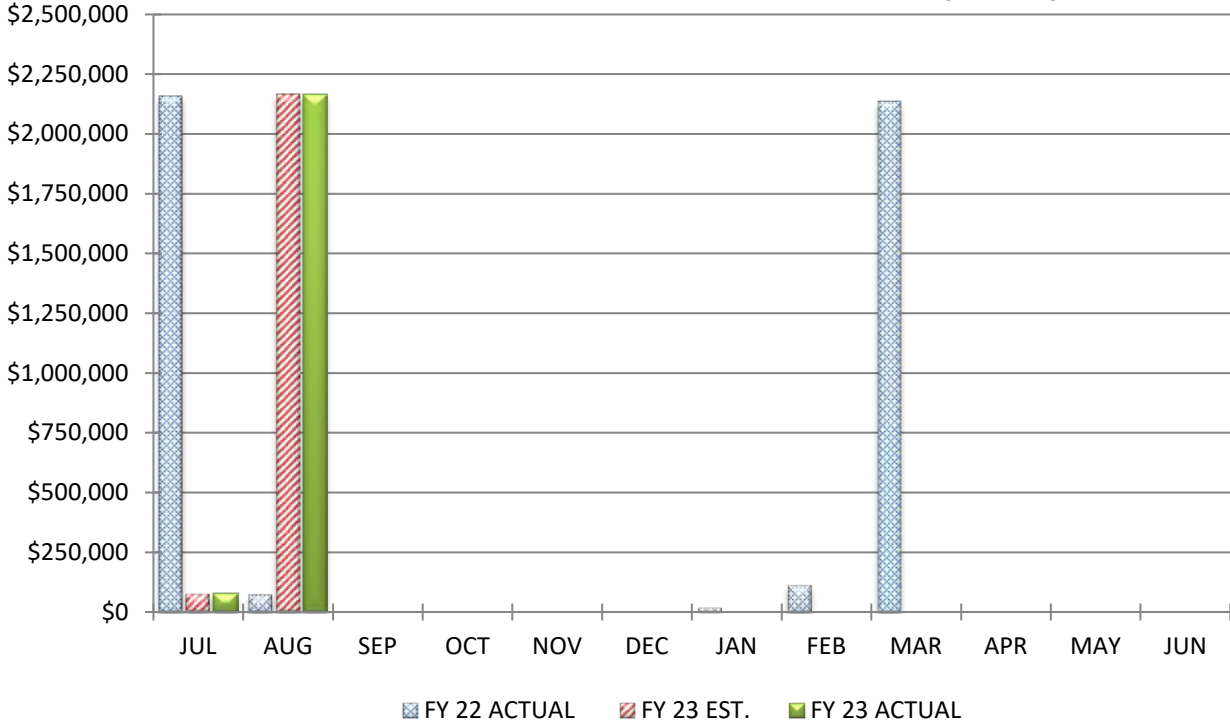
**COMPARISON OF GENERAL PROPERTY TAX (REAL ESTATE)**

**September 30, 2022**

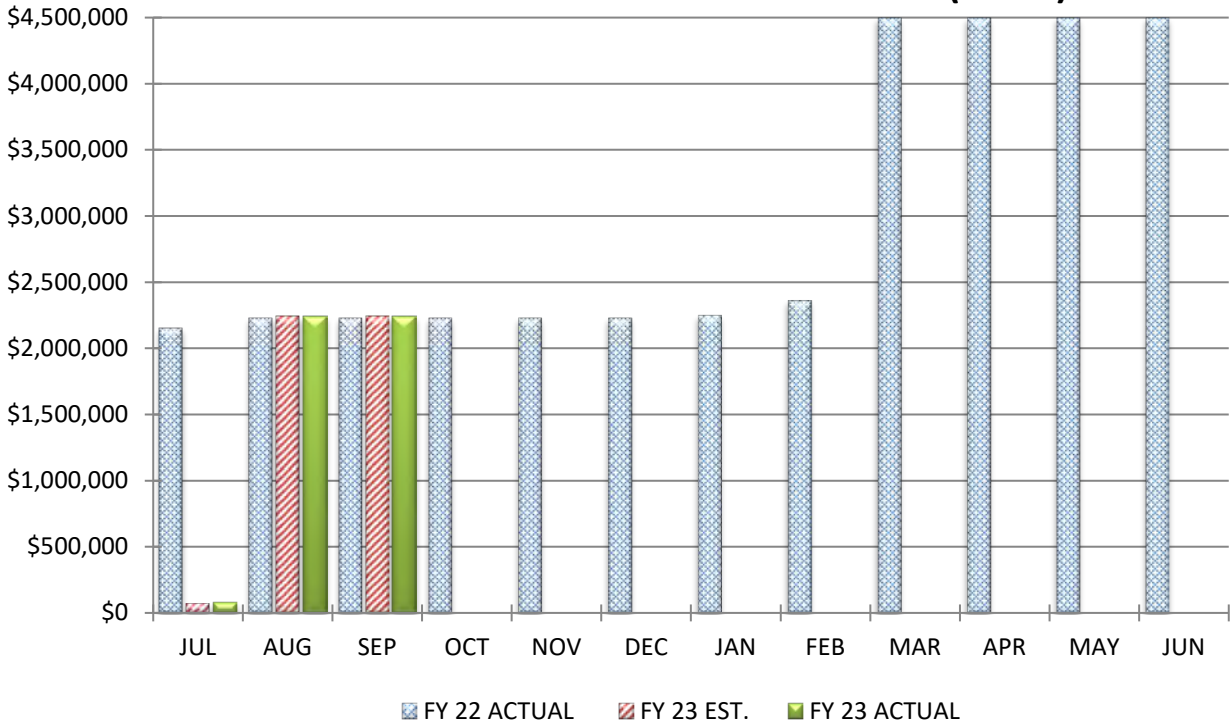
		<u>MONTH</u>		<u>YEAR-TO-DATE</u>
Actual Real Estate Tax Receipts		\$0		\$11,028,971
Estimated Real Estate Tax Receipts		\$8,500		\$11,031,077
Variance From Estimate	UNDER	(\$8,500)	UNDER	(\$2,106)
Variance From Estimate	UNDER	-100.00%	UNDER	-0.02%
Actual Prior Year		\$0		\$10,792,180
Total 2022-2023 Estimate				\$23,500,258
Percent Of Total Estimate Received				46.93%
Percent Of Budget Year Completed		3 months		25.00%

**COMMENTS:** We are on target with our annual estimates.

## COMPARISON OF TOTAL MONTHLY TANGIBLE PERSONAL PROPERTY TAX (PUPP)



## COMPARISON OF TOTAL YEAR-TO-DATE TANGIBLE PERSONAL PROPERTY TAX (PUPP)



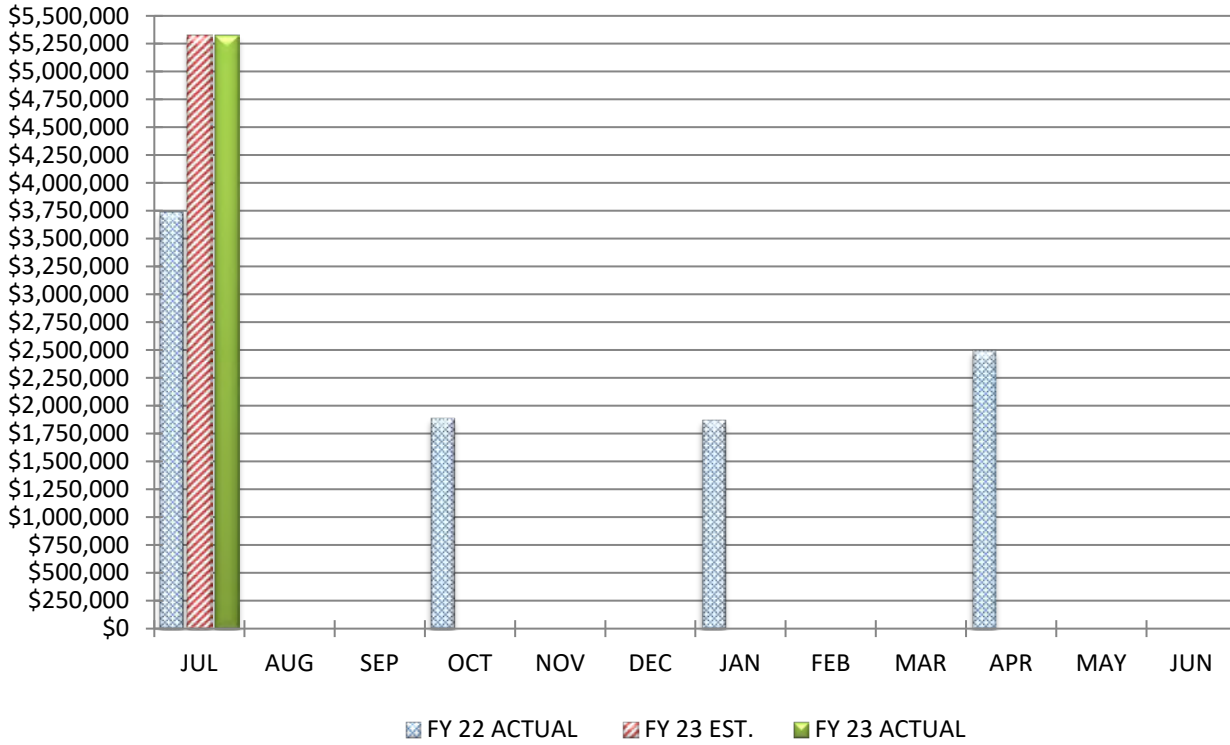
**COMPARISON OF TANGIBLE PERSONAL PROPERTY TAX (PUPP)**

**September 30, 2022**

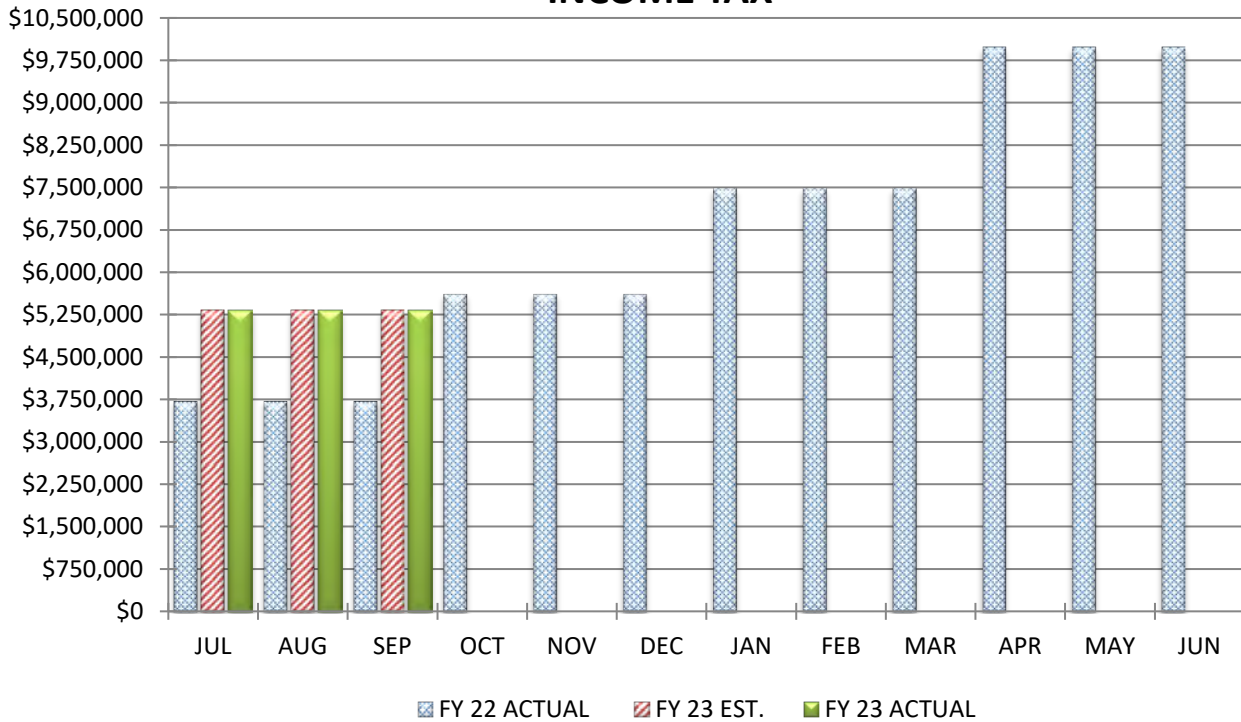
	<u>MONTH</u>	<u>YEAR-TO-DATE</u>
Actual PUPP Tax Receipts	\$0	\$2,241,402
Estimated PUPP Tax Receipts	\$0	\$2,241,402
Variance From Estimate	\$0	\$0
Variance From Estimate	0.00%	0.00%
Actual Prior Year	\$0	\$2,231,099
Total 2022-2023 Estimate		\$4,495,915
Percent Of Total Estimate Received		49.85%
Percent Of Budget Year Completed	3 months	25.00%

**COMMENTS:** We are on target with our annual estimates.

## COMPARISON OF TOTAL MONTHLY INCOME TAX



## COMPARISON OF TOTAL YEAR-TO-DATE INCOME TAX





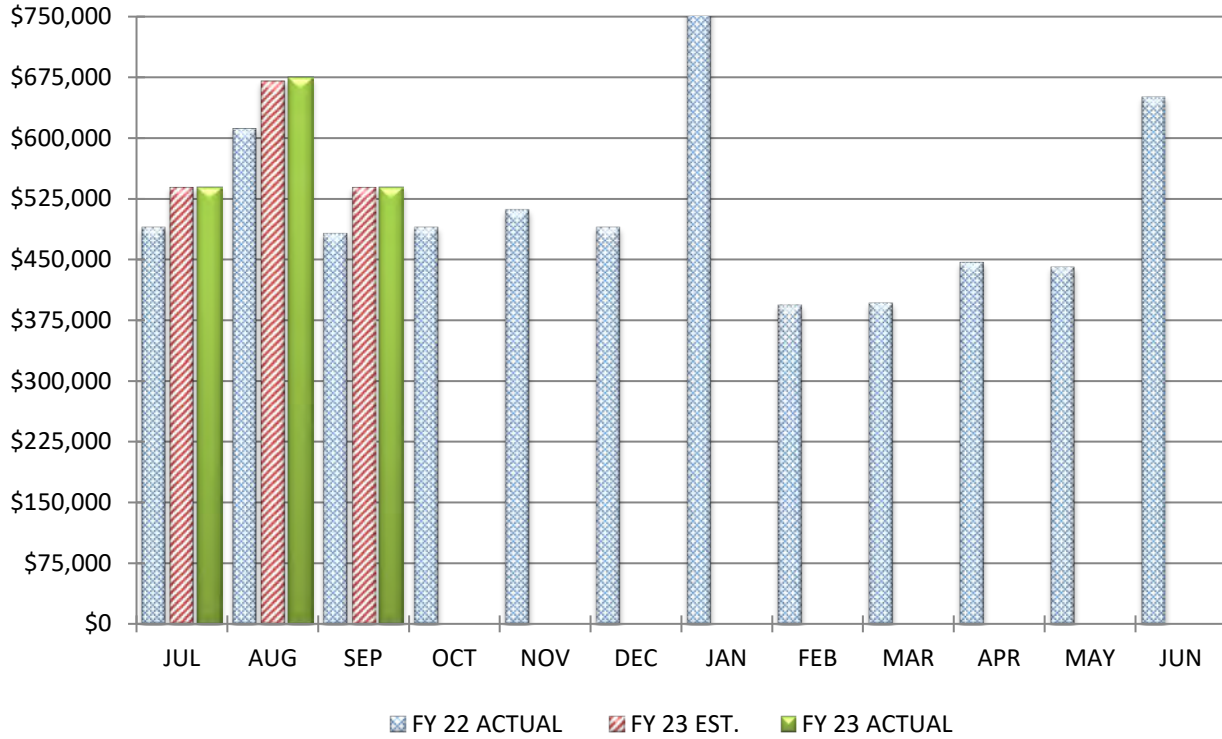
## COMPARISON OF INCOME TAX

September 30, 2022

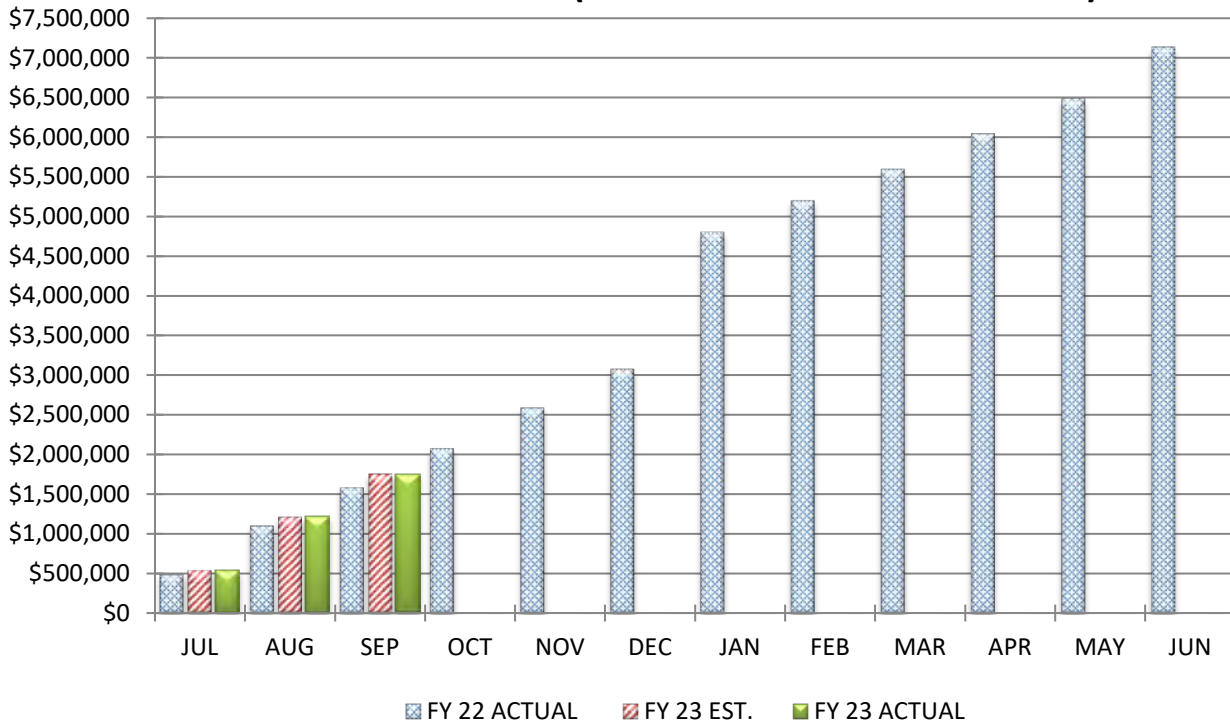
	<u>MONTH</u>	<u>YEAR-TO-DATE</u>
Actual State Receipts	\$0	\$5,322,234
Estimated State Receipts	\$0	\$5,322,234
Variance From Estimate	\$0	\$0
Variance From Estimate	0.00%	0.00%
Actual Prior Year	\$0	\$3,731,173
Total 2022-2023 Estimate		\$10,262,942
Percent Of Total Estimate Received		51.86%
Percent Of Budget Year Completed	3 months	25.00%

**COMMENTS:** We are on target with our annual estimates.

## COMPARISON OF TOTAL MONTHLY STATE GRANTS-IN-AID (UNRESTRICTED & RESTRICTED)



## COMPARISON OF TOTAL YEAR-TO-DATE STATE GRANTS-IN-AID (UNRESTRICTED & RESTRICTED)



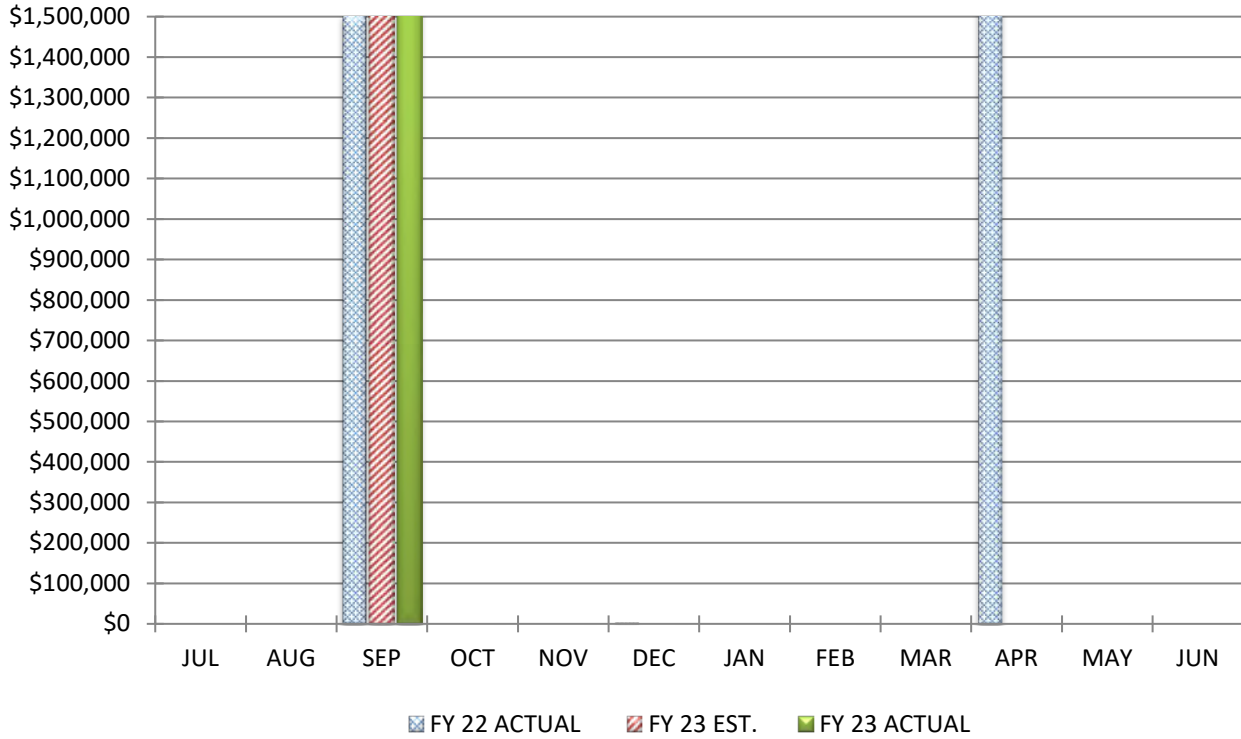
**COMPARISON OF STATE GRANTS-IN-AID (UNRESTRICTED & RESTRICTED)**

**September 30, 2022**

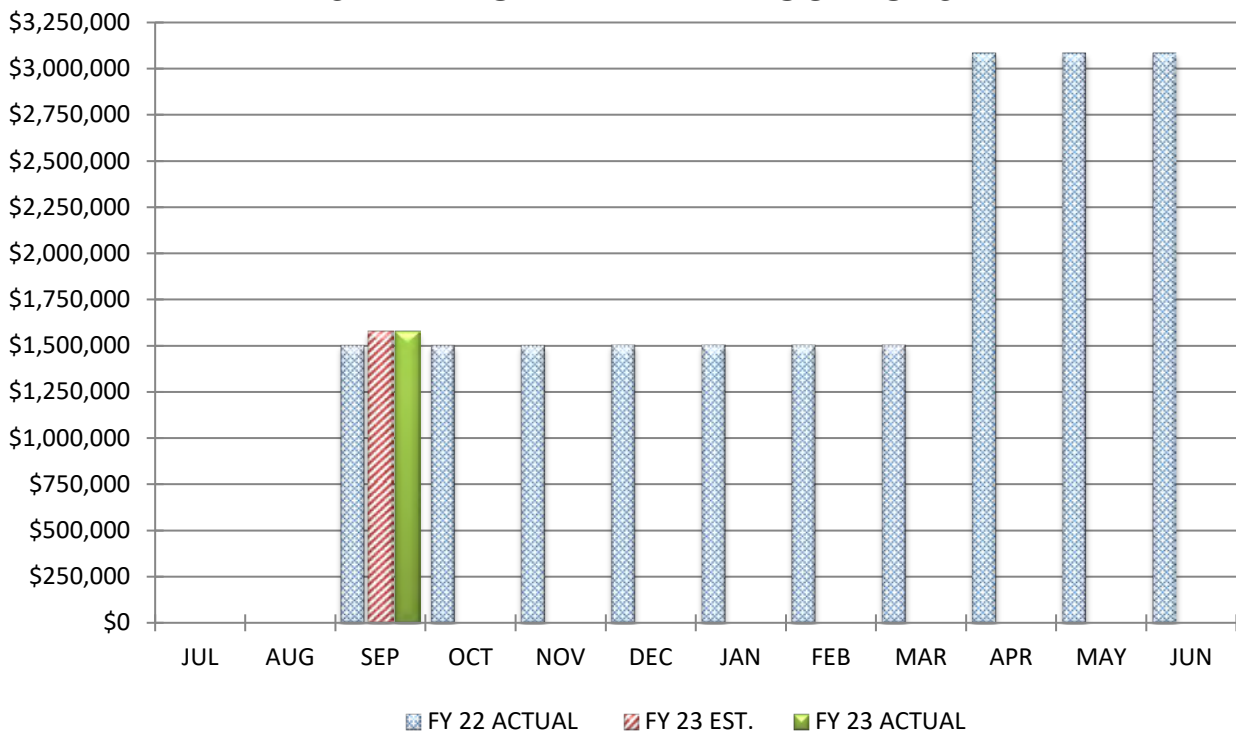
		<u>MONTH</u>		<u>YEAR-TO-DATE</u>
Actual State Receipts		\$539,304		\$1,753,032
Estimated State Receipts		\$539,309		\$1,748,986
Variance From Estimate	UNDER	(\$5)	OVER	\$4,046
Variance From Estimate	UNDER	0.00%	OVER	0.23%
Actual Prior Year		\$482,763		\$1,585,366
Total 2022-2023 Estimate				\$7,093,625
Percent Of Total Estimate Received				24.71%
Percent Of Budget Year Completed		3 months		25.00%

**COMMENTS:** We are on target with our annual estimates.

## COMPARISON OF TOTAL MONTHLY STATE PROPERTY TAX ALLOCATIONS



## COMPARISON OF TOTAL YEAR-TO-DATE STATE PROPERTY TAX ALLOCATIONS



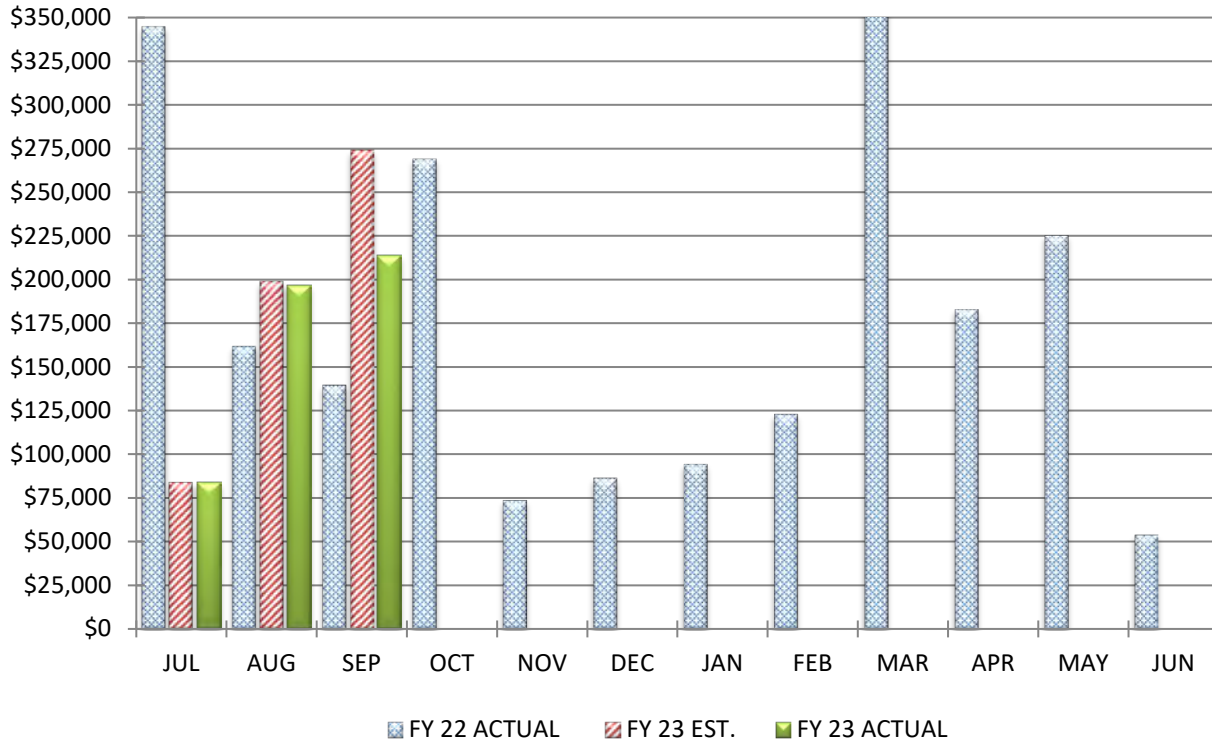
## COMPARISON OF STATE PROPERTY TAX ALLOCATIONS

September 30, 2022

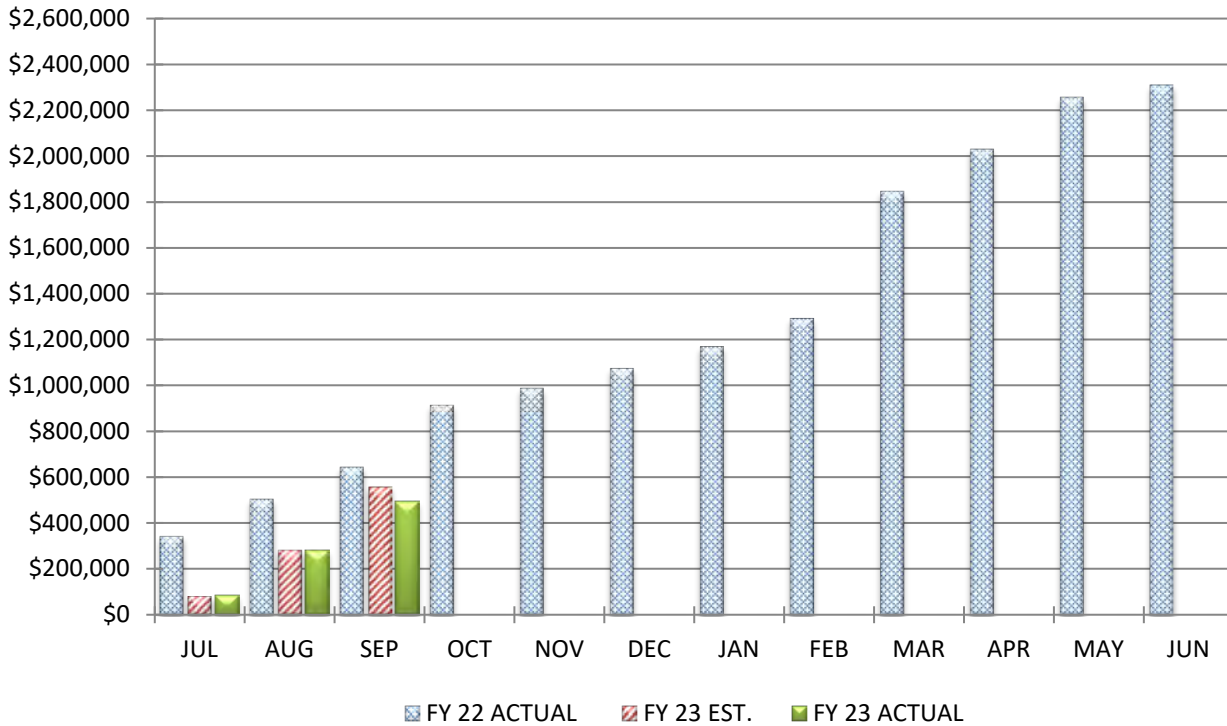
	<u>MONTH</u>	<u>YEAR-TO-DATE</u>
Actual Tax Allocation Receipts	\$1,576,827	\$1,576,827
Estimated Tax Allocation Receipts	\$1,576,827	\$1,576,827
Variance From Estimate	\$0	\$0
Variance From Estimate	0.00%	0.00%
Actual Prior Year	\$1,504,264	\$1,504,264
Total 2022-2023 Estimate		\$3,209,447
Percent Of Total Estimate Received		49.13%
Percent Of Budget Year Completed	3 months	25.00%

**COMMENTS:** We are on target with our annual estimates.

## COMPARISON OF TOTAL MONTHLY OTHER REVENUES & OTHER FINANCING SOURCES



## COMPARISON OF TOTAL YEAR-TO-DATE OTHER REVENUES & OTHER FINANCING SOURCES



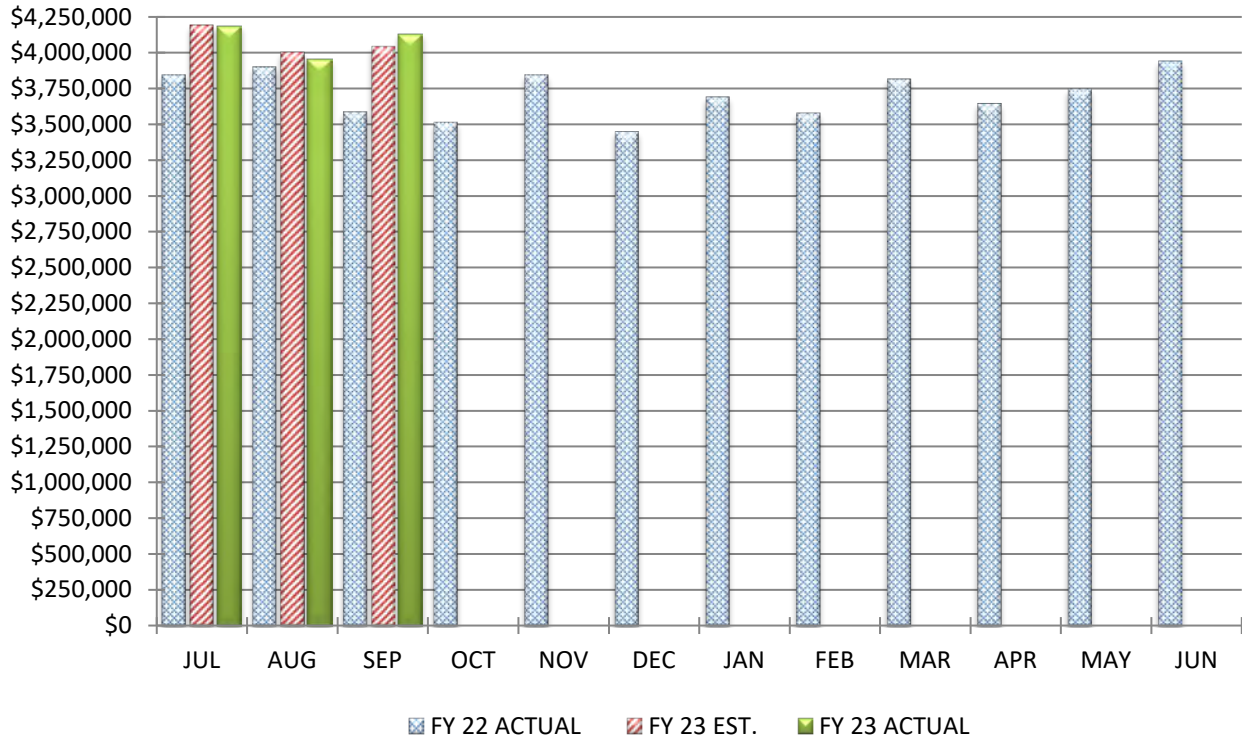
## COMPARISON OF OTHER REVENUES & OTHER FINANCING SOURCES

September 30, 2022

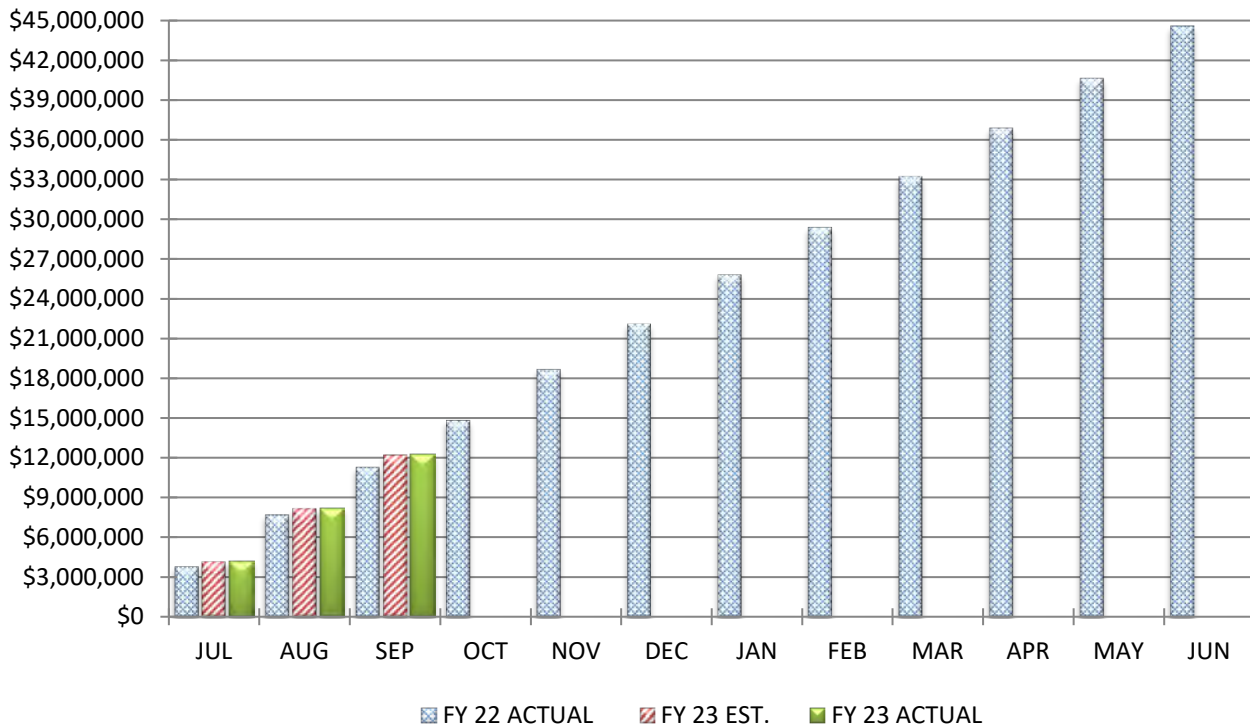
		<u>MONTH</u>		<u>YEAR-TO-DATE</u>
Actual Other Receipts		\$213,598		\$494,444
Estimated Other Receipts		\$273,600		\$556,277
Variance From Estimate	UNDER	(\$60,002)	UNDER	(\$61,833)
Variance From Estimate	UNDER	-21.93%	UNDER	-11.12%
Actual Prior Year		\$139,859		\$646,660
Total 2022-2023 Estimate				\$1,578,691
Percent Of Total Estimate Received				31.32%
Percent Of Budget Year Completed			3 months	25.00%

**COMMENTS:** We are on target with our annual estimates.

## COMPARISON OF TOTAL MONTHLY EXPENDITURES & OTHER FINANCING USES



## COMPARISON OF TOTAL YEAR-TO-DATE EXPENDITURES & OTHER FINANCING USES





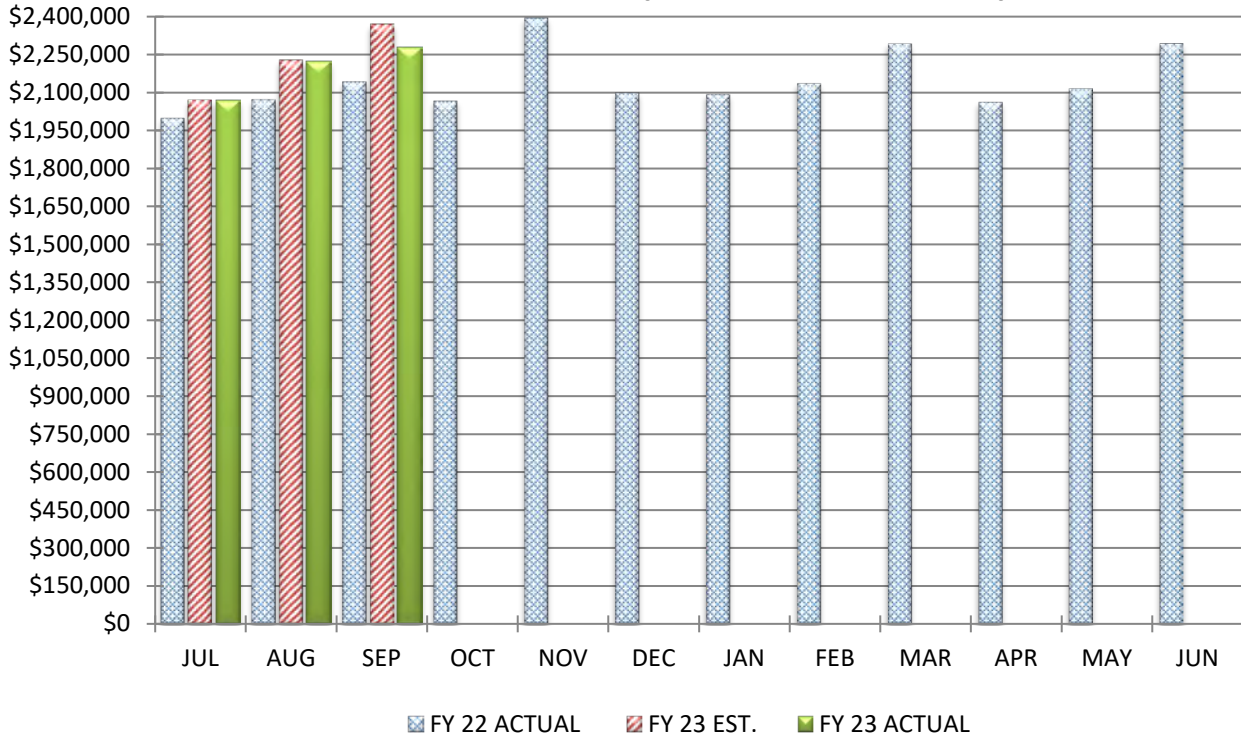
**COMPARISON OF TOTAL EXPENDITURES & OTHER FINANCING USES**

**September 30, 2022**

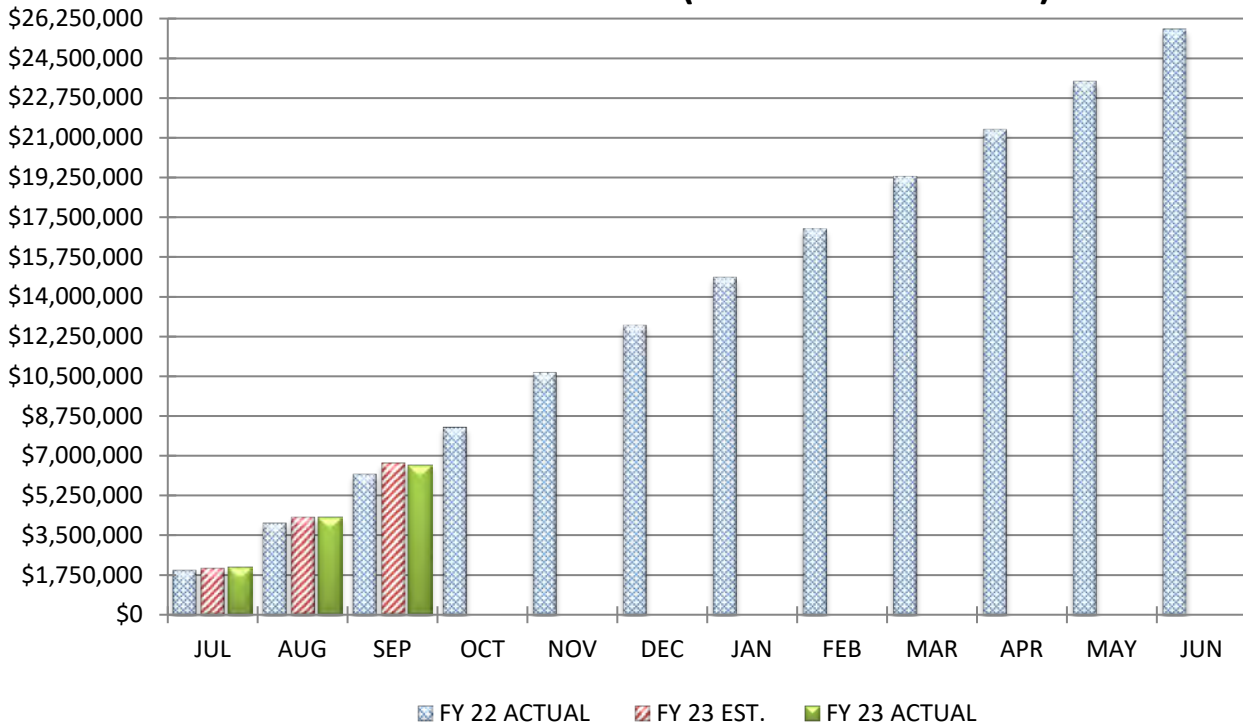
		<u>MONTH</u>		<u>YEAR-TO-DATE</u>
Actual Expenditures		\$4,131,960		\$12,274,912
Estimated Expenditures		\$4,039,350		\$12,226,506
Variance From Estimate	OVER	\$92,610	OVER	\$48,406
Variance From Estimate	OVER	2.29%	OVER	0.40%
Actual Prior Year		\$3,587,362		\$11,330,942
Total 2022-2023 Estimate				\$48,310,050
Percent Of Total Estimate Spent				25.41%
Percent Of Budget Year Completed		3 months		25.00%

**COMMENTS:** We are on target with our annual estimates.

## COMPARISON OF TOTAL MONTHLY PERSONAL SERVICES (SALARIES & WAGES)



## COMPARISON OF TOTAL YEAR-TO-DATE PERSONAL SERVICES (SALARIES & WAGES)



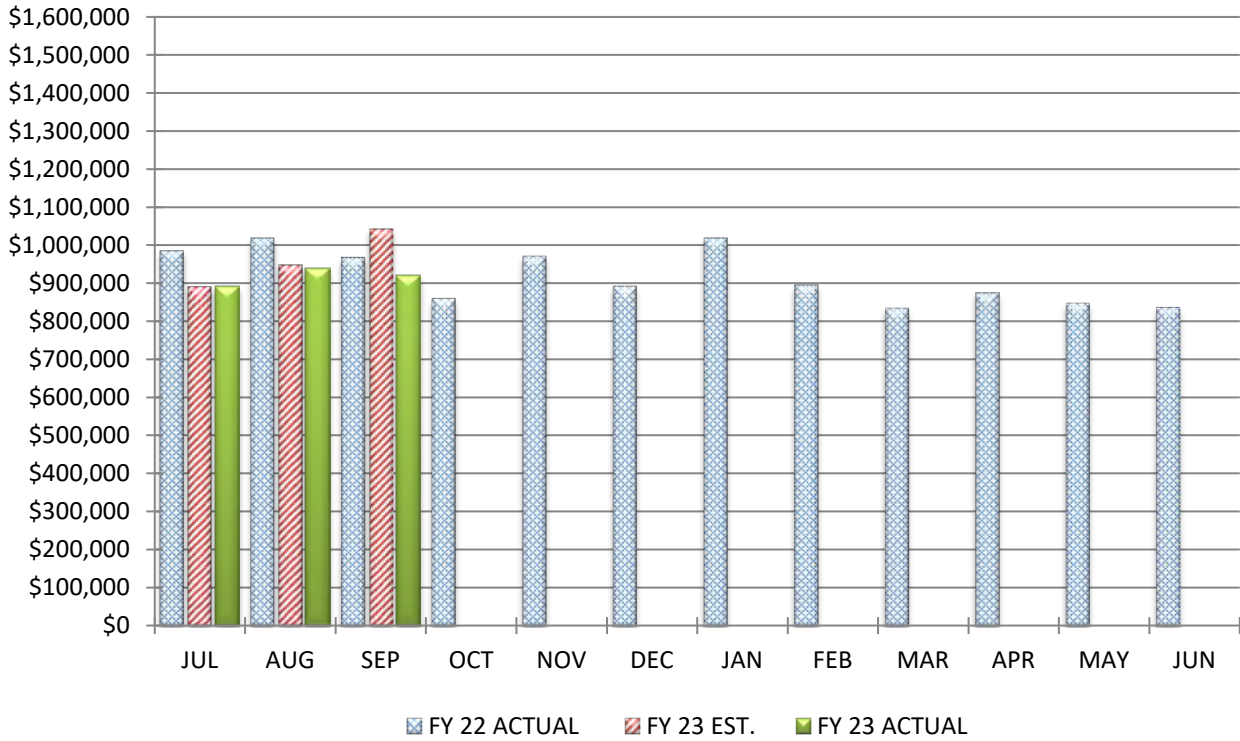
**COMPARISON OF PERSONAL SERVICES (SALARIES & WAGES)**

**September 30, 2022**

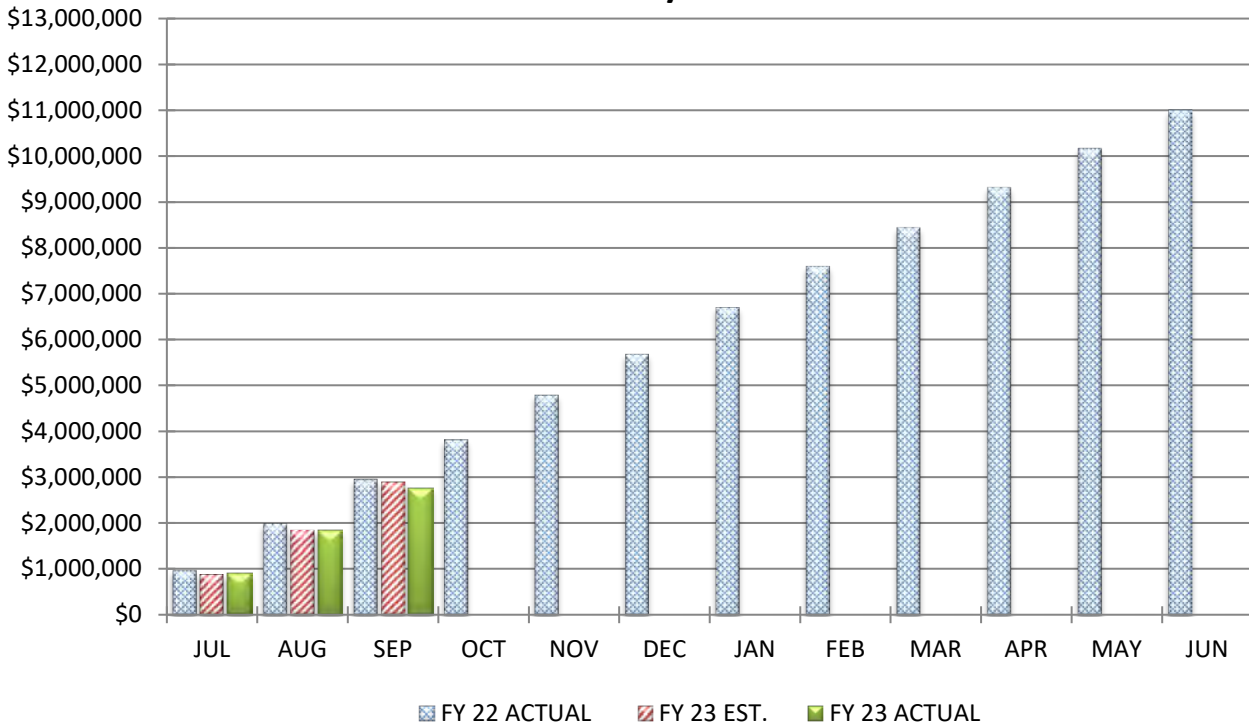
		<u>MONTH</u>		<u>YEAR-TO-DATE</u>
Actual Wage Expenditures		\$2,276,742		\$6,568,650
Estimated Wage Expenditures		\$2,368,470		\$6,665,810
Variance From Estimate	UNDER	(\$91,728)	UNDER	(\$97,160)
Variance From Estimate	UNDER	-3.87%	UNDER	-1.46%
Actual Prior Year		\$2,143,002		\$6,213,573
Total 2022-2023 Estimate				\$28,255,679
Percent Of Total Estimate Spent				23.25%
Percent Of Budget Year Completed		3 months		25.00%

**COMMENTS:** We are on target with our annual estimates.

## COMPARISON OF TOTAL MONTHLY EMPLOYEES' RETIREMENT/INSURANCE BENEFITS



## COMPARISON OF TOTAL YEAR-TO-DATE EMPLOYEES' RETIREMENT/INSURANCE BENEFITS



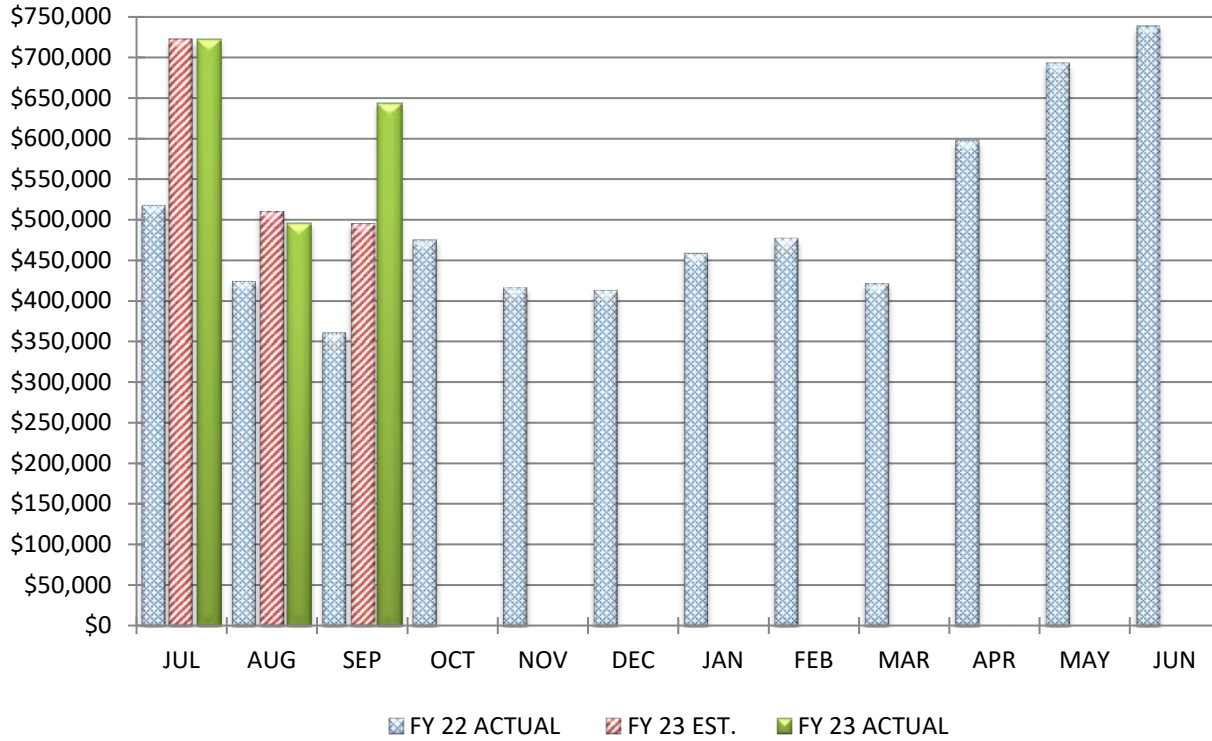
**COMPARISON OF EMPLOYEES' RETIREMENT/INSURANCE BENEFITS**

**September 30, 2022**

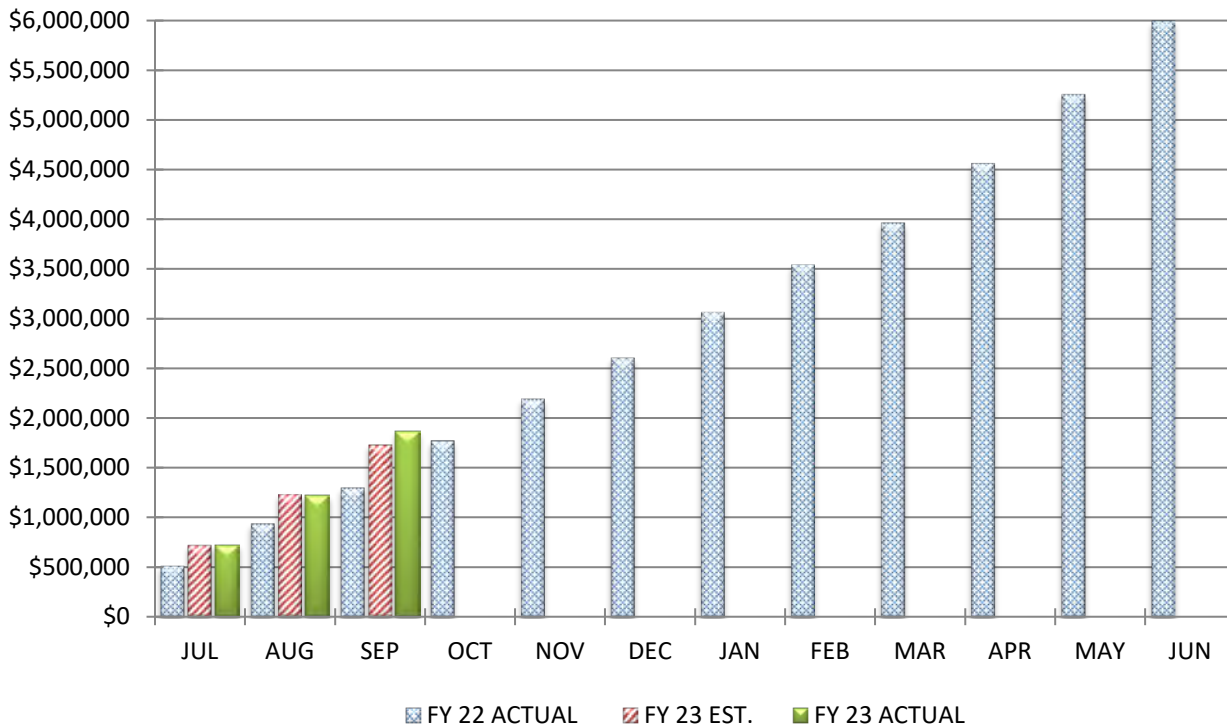
		<u>MONTH</u>		<u>YEAR-TO-DATE</u>
Actual Fringe Benefit Expenditures		\$920,586		\$2,751,991
Estimated Fringe Benefit Expenditures		\$1,042,855		\$2,883,977
Variance From Estimate	UNDER	(\$122,269)	UNDER	(\$131,986)
Variance From Estimate	UNDER	-11.72%	UNDER	-4.58%
Actual Prior Year		\$967,189		\$2,969,103
Total 2022-2023 Estimate				\$11,631,315
Percent Of Total Estimate Spent				23.66%
Percent Of Budget Year Completed			3 months	25.00%

**COMMENTS:** We are on target with our annual estimates.

## COMPARISON OF TOTAL MONTHLY PURCHASED SERVICES



## COMPARISON OF TOTAL YEAR-TO-DATE PURCHASED SERVICES



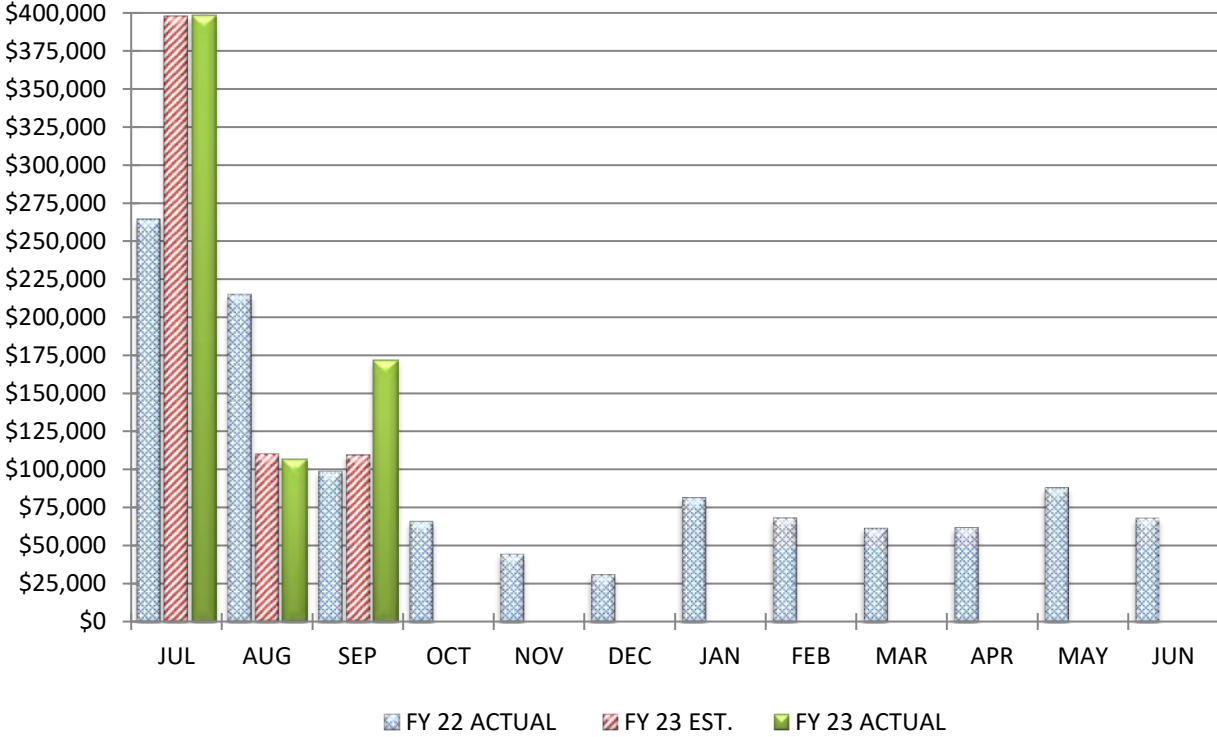
## COMPARISON OF PURCHASED SERVICES

September 30, 2022

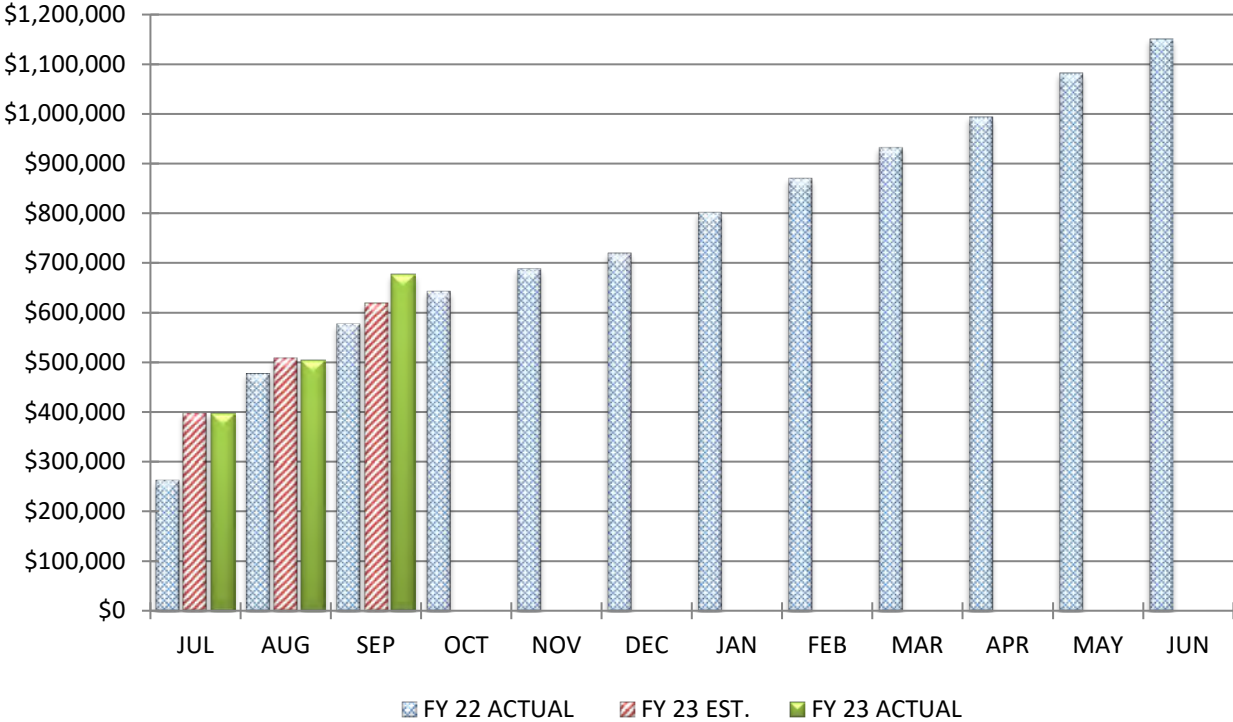
		<u>MONTH</u>		<u>YEAR-TO-DATE</u>
Actual Service Expenditures		\$643,742		\$1,862,813
Estimated Service Expenditures		\$495,815		\$1,729,290
Variance From Estimate	OVER	\$147,927	OVER	\$133,523
Variance From Estimate	OVER	29.84%	OVER	7.72%
Actual Prior Year		\$361,304		\$1,303,007
Total 2022-2023 Estimate				\$6,427,211
Percent Of Total Estimate Spent				28.98%
Percent Of Budget Year Completed			3 months	25.00%

**COMMENTS:** We are on target with our annual estimates. We are noting significant increases compared to last year in this line due to increases in utilities and insurance costs for our additional buildings on top of general inflationary increases from most service providers. We have planned for increases in these areas in our fiscal year 2023 budget, but we will have to watch this cost area throughout the year.

### COMPARISON OF TOTAL MONTHLY SUPPLIES AND MATERIALS



### COMPARISON OF TOTAL YEAR-TO-DATE SUPPLIES AND MATERIALS





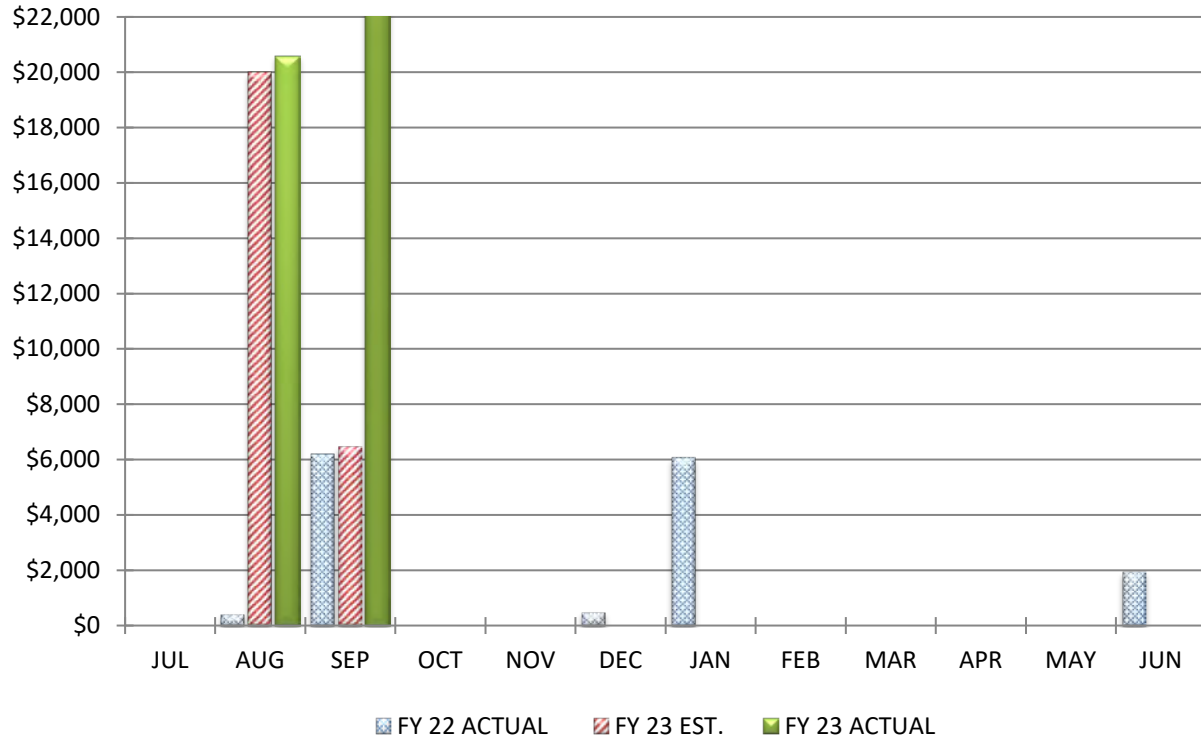
## COMPARISON OF SUPPLIES AND MATERIALS

**September 30, 2022**

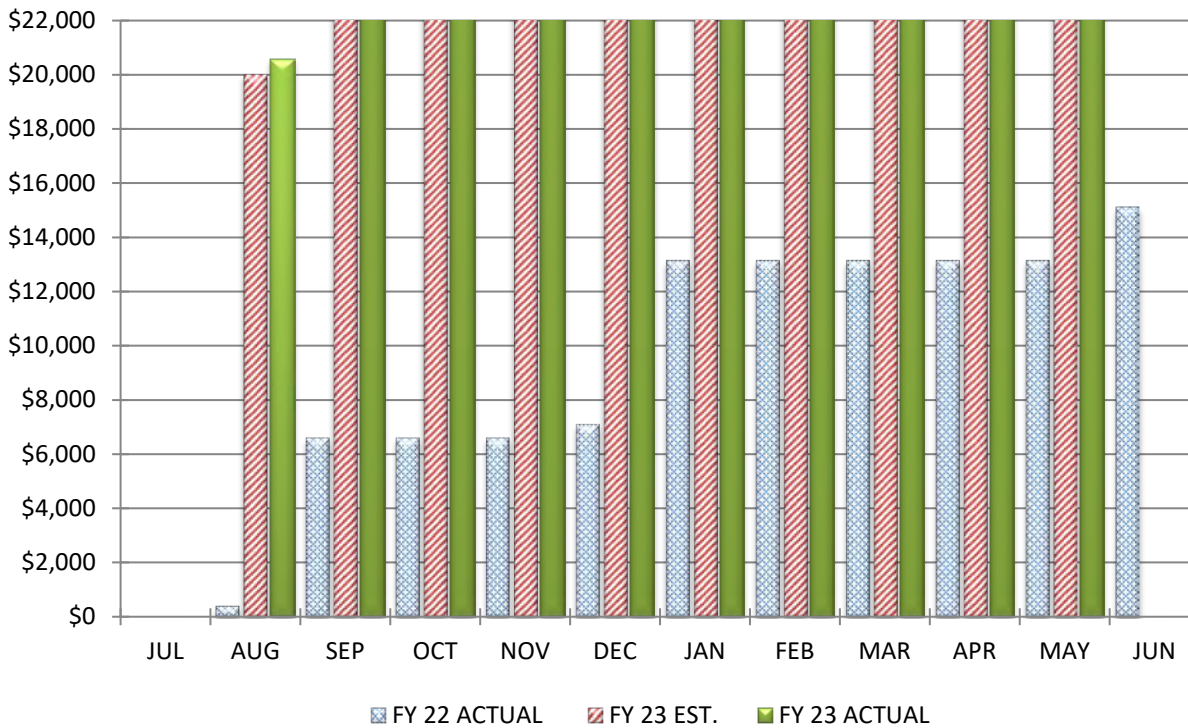
		MONTH		YEAR-TO-DATE
Actual Material Expenditures		\$171,734		\$676,654
Estimated Material Expenditures		\$110,195		\$619,183
Variance From Estimate	OVER	\$61,539	OVER	\$57,471
Variance From Estimate	OVER	55.85%	OVER	9.28%
Actual Prior Year		\$98,944		\$577,741
Total 2022-2023 Estimate				\$1,198,784
Percent Of Total Estimate Spent				56.44%
Percent Of Budget Year Completed		3 months		25.00%

**COMMENTS:** We are on target with our annual estimates. We are noting significant increases compared to last year in this line specifically due to bus fuel and our software subscriptions on top of general inflationary increases for many supply and material items. We have planned for increases in these areas in our fiscal year 2023 budget, but we will have to watch this cost area throughout the year.

## COMPARISON OF TOTAL MONTHLY CAPITAL OUTLAY



## COMPARISON OF TOTAL YEAR-TO-DATE CAPITAL OUTLAY



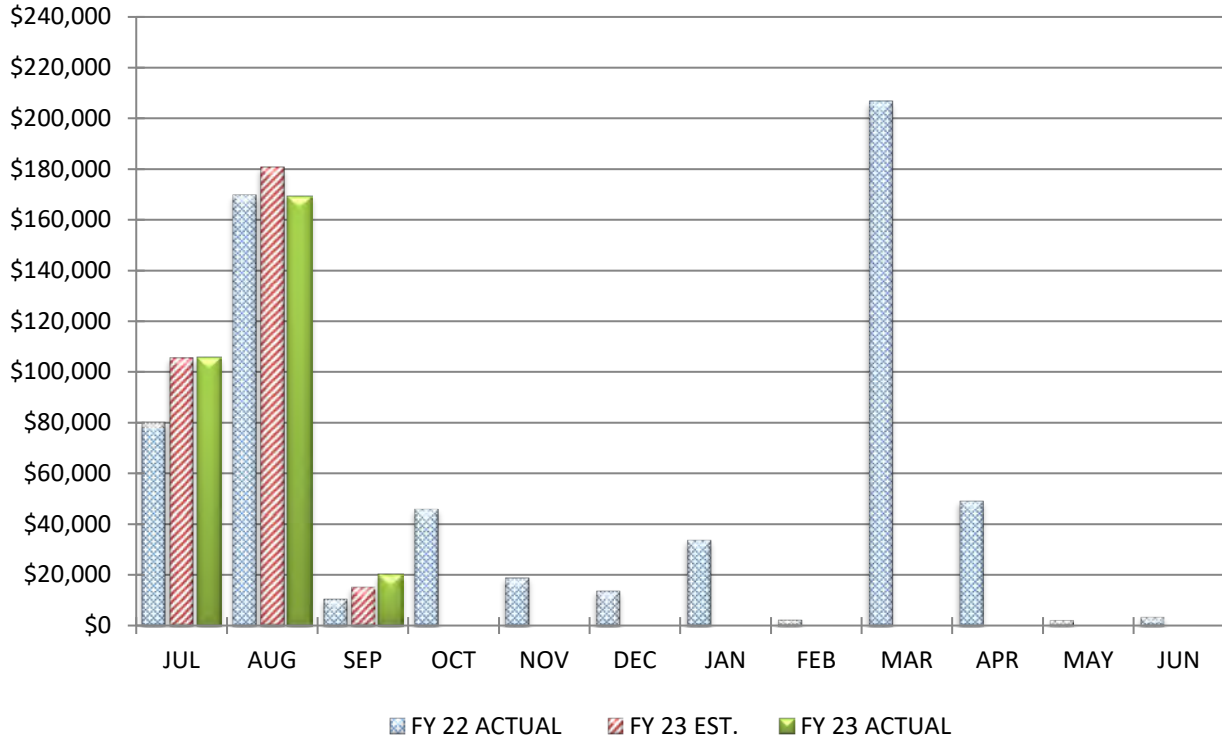
## COMPARISON OF CAPITAL OUTLAY

September 30, 2022

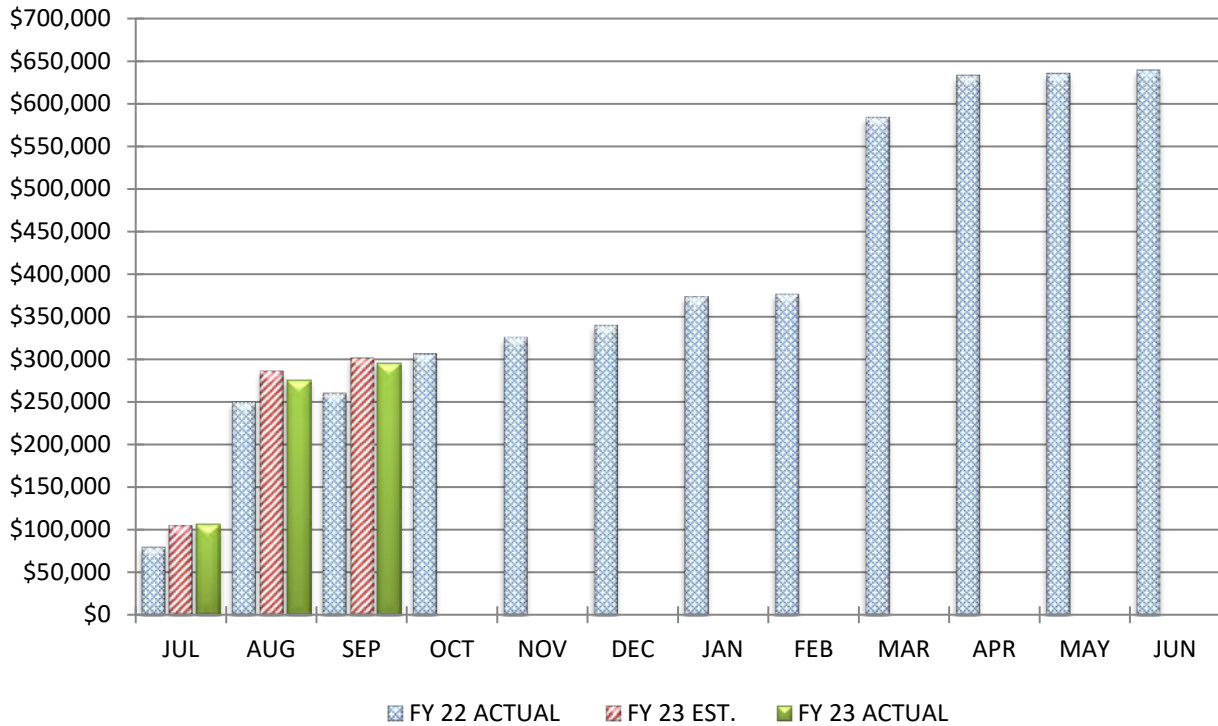
		<u>MONTH</u>		<u>YEAR-TO-DATE</u>
Actual Equipment Expenditures		\$99,043		\$119,628
Estimated Equipment Expenditures		\$6,500		\$26,500
Variance From Estimate	OVER	\$92,543	OVER	\$93,128
Variance From Estimate	OVER	1423.74%	OVER	351.42%
Actual Prior Year		\$6,178		\$6,598
Total 2022-2023 Estimate				\$130,000
Percent Of Total Estimate Spent				92.02%
Percent Of Budget Year Completed			3 months	25.00%

**COMMENTS:** We are on target with our annual estimates.

## COMPARISON OF TOTAL MONTHLY OTHER EXPENDITURE OBJECTS & OTHER FINANCING USES



## COMPARISON OF TOTAL YEAR-TO-DATE OTHER EXPENDITURE OBJECTS & OTHER FINANCING USES



**COMPARISON OF OTHER EXPENDITURE OBJECTS & OTHER FINANCING USES**

**September 30, 2022**

		<u>MONTH</u>		<u>YEAR-TO-DATE</u>
Actual Other Expenditures		\$20,114		\$295,178
Estimated Other Expenditures		\$15,515		\$301,747
Variance From Estimate	OVER	\$4,599	UNDER	(\$6,569)
Variance From Estimate	OVER	29.64%	UNDER	-2.18%
Actual Prior Year		\$10,745		\$260,919
Total 2022-2023 Estimate				\$667,061
Percent Of Total Estimate Spent				44.25%
Percent Of Budget Year Completed			3 months	25.00%

**COMMENTS:** We are on target with our annual estimates.



BIG WALNUT | INSPIRE  
LOCAL SCHOOLS & GUIDE

---

---

RECEIPTS, EXPENDITURES, AND FUND BALANCES REPORT

AND

MONTHLY SUMMARY CHECK REGISTER

---

---

## Big Walnut Local Schools

### Fund Report - September 30, 2022

Code	Fund Description	FY Beginning Balance	MTD Actual Receipts	FYTD Actual Receipts	MTD Expended	FYTD Expended	Current Balance	FY Encumbrances	FYTD Unencumbered
001	GENERAL	\$ 18,858,472.45	\$ 2,329,728.31	\$ 22,416,908.37	\$ 4,131,959.69	\$ 12,274,912.24	\$ 29,000,468.58	\$ 3,481,360.63	\$ 25,519,107.95
002	BOND RETIREMENT	5,528,250.23	230,390.49	4,508,814.66	781.67	50,914.87	9,986,150.02	8,807,401.51	1,178,748.51
003	PERMANENT IMPROVEMENT	1,464,281.22	119,844.30	737,826.19	182,859.35	693,595.29	1,508,512.12	890,140.31	618,371.81
004	BUILDING	6,006,997.01	6,856.56	14,026.00	29,510.00	2,068,601.31	3,952,421.70	3,411,423.27	540,998.43
006	FOOD SERVICE	823,548.76	120,491.34	185,226.16	88,986.26	250,775.41	757,999.51	392,412.45	365,587.06
012	ADULT EDUCATION	4,019.80	0.00	0.00	0.00	0.00	4,019.80	0.00	4,019.80
014	ROTARY-INTERNAL SERVICES	10,960.92	5,151.17	5,208.77	0.00	721.99	15,447.70	20,606.41	(5,158.71)
018	PUBLIC SCHOOL SUPPORT	125,267.22	2,118.79	10,917.29	6,664.97	17,374.11	118,810.40	29,694.23	89,116.17
019	OTHER GRANT	6,921.44	3,800.00	3,800.00	69.00	69.00	10,652.44	5,958.09	4,694.35
022	DISTRICT CUSTODIAL	75,922.54	805.02	118,904.37	123,054.98	126,755.02	68,071.89	8,333.00	59,738.89
028	SPECIAL EDUCATION FUND	892.58	0.00	0.00	0.00	0.00	892.58	0.00	892.58
070	CAPITAL PROJECTS	103,922.70	0.00	0.00	0.00	3,640.00	100,282.70	47,966.36	52,316.34
200	STUDENT MANAGED ACTIVITY	161,859.57	8,573.94	9,977.80	3,498.81	18,591.65	153,245.72	105,626.86	47,618.86
300	DISTRICT MANAGED ACTIVITY	149,841.68	95,431.51	204,275.47	35,503.52	149,990.58	204,126.57	124,791.24	79,335.33
401	AUXILIARY SERVICES	138,656.54	171.01	98,476.54	36,038.40	134,794.66	102,338.42	42,228.22	60,110.20
467	Student Wellness and Success Fund	3,025.05	0.00	0.00	203.69	203.69	2,821.36	2,821.36	0.00
499	MISCELLANEOUS STATE GRANT FUND	39,285.16	0.00	0.00	2,279.16	3,155.27	36,129.89	11,532.02	24,597.87
507	ELEMENTARY AND SECONDARY SCHOOL EMERGENCY RELIEF FUND	(70,303.41)	146,603.25	276,749.46	156,219.66	418,884.71	(212,438.66)	114,609.66	(327,048.32)
516	IDEA PART B GRANTS	(28,625.76)	102,725.29	155,389.73	76,560.73	203,324.70	(76,560.73)	91,413.67	(167,974.40)
572	TITLE I DISADVANTAGED CHILDREN	(11,132.19)	16,081.95	43,296.09	22,064.85	54,228.75	(22,064.85)	0.00	(22,064.85)
584	DRUG FREE SCHOOL GRANT FUND	(1,548.54)	357.29	2,024.95	607.46	8,583.87	(8,107.46)	0.00	(8,107.46)
587	IDEA PRESCHOOL-HANDICAPPED	(14,387.31)	0.00	14,387.31	2,954.72	2,954.72	(2,954.72)	0.00	(2,954.72)
590	IMPROVING TEACHER QUALITY	(16,035.28)	4,087.95	20,123.23	1,782.85	5,870.80	(1,782.85)	37,923.56	(39,706.41)
<b>Grand Total</b>		<b>\$ 33,360,092.38</b>	<b>\$ 3,193,218.17</b>	<b>\$ 28,826,332.39</b>	<b>\$ 4,901,599.77</b>	<b>\$ 16,487,942.64</b>	<b>\$ 45,698,482.13</b>	<b>\$ 17,626,242.85</b>	<b>\$ 28,072,239.28</b>

## Big Walnut Local Schools Disbursement Report-All-Updated-20220930

Check #	Check Type	Vendor #	Primary Name	Date	Amount	Reconcile Date	Status	Void Date	Type
0	Electronic	900001	PNC Bank - Visa	9/15/2022	\$ 100.00	9/30/2022	RECONCILED		ACCOUNTS_PAYABLE
0	Electronic	900001	PNC Bank - Visa	9/15/2022	681.03		OUTSTANDING		ACCOUNTS_PAYABLE
0	Electronic	900001	PNC Bank - Visa	9/20/2022	5,174.13		VOID	9/20/2022	ACCOUNTS_PAYABLE
0	Electronic	900001	PNC Bank - Visa	9/20/2022	5,174.13		OUTSTANDING		ACCOUNTS_PAYABLE
0	Electronic			9/16/2022	1,324.58	9/30/2022	RECONCILED		PAYROLL
0	Electronic			9/16/2022	1,252,991.77	9/30/2022	RECONCILED		PAYROLL
0	Electronic			9/30/2022	1,199,993.10	9/30/2022	RECONCILED		PAYROLL
0	Electronic	920000	SCHOOL EMPLOYEES	9/29/2022	41,495.98	9/30/2022	RECONCILED		ACCOUNTS_PAYABLE
0	Electronic	900500	Payroll Account	9/29/2022	33,204.06	9/30/2022	RECONCILED		ACCOUNTS_PAYABLE
0	Electronic	910000	STATE TEACHERS	9/29/2022	124,247.79	9/30/2022	RECONCILED		ACCOUNTS_PAYABLE
0	Electronic	900800	Delta Dental Plan of Ohio, Inc	9/30/2022	14,388.30	9/30/2022	RECONCILED		ACCOUNTS_PAYABLE
0	Electronic	900025	Dearborn Life Insurance Co	9/30/2022	1,704.33		OUTSTANDING		ACCOUNTS_PAYABLE
0	Electronic	991739	Anthem Blue Cross Blue Sheild	9/30/2022	561,244.40	9/30/2022	RECONCILED		ACCOUNTS_PAYABLE
0	Electronic	900500	Payroll Account	9/30/2022	27,131.61	9/30/2022	RECONCILED		ACCOUNTS_PAYABLE
0	Electronic	910000	STATE TEACHERS	9/30/2022	129,814.21	9/30/2022	RECONCILED		ACCOUNTS_PAYABLE
0	Electronic	920000	SCHOOL EMPLOYEES	9/30/2022	52,596.02	9/30/2022	RECONCILED		ACCOUNTS_PAYABLE
0	Electronic	900001	PNC Bank - Visa	9/30/2022	44,691.84	9/30/2022	RECONCILED		ACCOUNTS_PAYABLE
0	Check	9111	Pyrinex, Inc.	9/30/2022	2,100.00		VOID	9/30/2022	ACCOUNTS_PAYABLE
0	Check	6475	Parallel Technologies Inc.	9/30/2022	17,056.62		VOID	9/30/2022	ACCOUNTS_PAYABLE
0	Electronic	900500	Payroll Account	9/30/2022	5,695.15	9/30/2022	RECONCILED		ACCOUNTS_PAYABLE
127827	Check	793729	Sarap, Milea	9/14/2022	200.00		OUTSTANDING		REFUND
127828	Check	991884	Kimbler, Hali	9/14/2022	200.00	9/30/2022	RECONCILED		REFUND
127829	Check	991885	Holly, Brittney	9/14/2022	10.80	9/30/2022	RECONCILED		REFUND
127830	Check	991886	Keener, Ashley	9/14/2022	100.00	9/30/2022	RECONCILED		REFUND
127831	Check	991887	Crum, Maggie	9/14/2022	100.00	9/30/2022	RECONCILED		REFUND
127832	Check	991888	Graziosi, Angela	9/14/2022	37.95		OUTSTANDING		REFUND
127833	Check	991889	Prairie Run PTO	9/14/2022	196.50		OUTSTANDING		REFUND
127834	Check	991890	Jah, Abudulai	9/14/2022	110.00	9/30/2022	RECONCILED		REFUND
127835	Check	991601	Huntington Public Capital Corp	9/14/2022	57,160.87		OUTSTANDING		ACCOUNTS_PAYABLE
127836	Check	991858	West, Michelle	9/15/2022	46.75	9/30/2022	RECONCILED		REFUND



## Big Walnut Local Schools

### Disbursement Report-All-Updated-20220930

Check #	Check Type	Vendor #	Primary Name	Date	Amount	Reconcile Date	Status	Void Date	Type
127837	Check	122	Lieurance, Margaret A	9/15/2022	\$ 16.87	9/30/2022	RECONCILED		ACCOUNTS_PAYA BLE
127838	Check	177	Scholastic Magazines	9/15/2022	601.04	9/30/2022	RECONCILED		ACCOUNTS_PAYA BLE
127839	Check	313	Loeb Electric - Columbus	9/15/2022	8.00	9/30/2022	RECONCILED		ACCOUNTS_PAYA BLE
127840	Check	737	School Health Corporation	9/15/2022	731.84	9/30/2022	RECONCILED		ACCOUNTS_PAYA BLE
127841	Check	1008	Rumpke of Ohio, Inc.	9/15/2022	4,367.88	9/30/2022	RECONCILED		ACCOUNTS_PAYA BLE
127842	Check	1036	PERRY ProTECH, Inc.	9/15/2022	60.28	9/30/2022	RECONCILED		ACCOUNTS_PAYA BLE
127843	Check	1046	KE-WA-PA SALES & SERVICE	9/15/2022	3,877.82	9/30/2022	RECONCILED		ACCOUNTS_PAYA BLE
127844	Check	1064	Multi Ventures Limited	9/15/2022	30,266.00		OUTSTANDING		ACCOUNTS_PAYA BLE
127845	Check	1115	Del-Co Water Co.	9/15/2022	2,426.48	9/30/2022	RECONCILED		ACCOUNTS_PAYA BLE
127846	Check	1122	MT Business Technologies Inc	9/15/2022	29.46	9/30/2022	RECONCILED		ACCOUNTS_PAYA BLE
127847	Check	2158	Piper, Teresa	9/15/2022	192.35	9/30/2022	RECONCILED		ACCOUNTS_PAYA BLE
127848	Check	2502	VILLAGE OF SUNBURY	9/15/2022	9,186.24	9/30/2022	RECONCILED		ACCOUNTS_PAYA BLE
127849	Check	2504	American Electric	9/15/2022	36,914.07	9/30/2022	RECONCILED		ACCOUNTS_PAYA BLE
127850	Check	3036	NASCO	9/15/2022	18.08	9/30/2022	RECONCILED		ACCOUNTS_PAYA BLE
127851	Check	3058	Stanton's Sheet Music, Inc.	9/15/2022	491.55	9/30/2022	RECONCILED		ACCOUNTS_PAYA BLE
127852	Check	3075	Curriculum Associates LLC	9/15/2022	52,902.00	9/30/2022	RECONCILED		ACCOUNTS_PAYA BLE
127853	Check	3137	Tristar Transportation Co	9/15/2022	9,517.90		VOID	9/15/2022	ACCOUNTS_PAYA BLE
127854	Check	3231	FLINN SCIENTIFIC, INC.	9/15/2022	1,950.10	9/30/2022	RECONCILED		ACCOUNTS_PAYA BLE
127855	Check	3303	DRAMATIC PUBLISHING CO	9/15/2022	1,354.22	9/30/2022	RECONCILED		ACCOUNTS_PAYA BLE
127856	Check	3316	Saddleback Educational Inc	9/15/2022	508.53	9/30/2022	RECONCILED		ACCOUNTS_PAYA BLE
127857	Check	4290	School Specialty, Inc.	9/15/2022	610.37	9/30/2022	RECONCILED		ACCOUNTS_PAYA BLE
127858	Check	5171	Perma-Bound Books	9/15/2022	823.83	9/30/2022	RECONCILED		ACCOUNTS_PAYA BLE
127859	Check	5237	ESC of Central Ohio	9/15/2022	2,154.54	9/30/2022	RECONCILED		ACCOUNTS_PAYA BLE
127860	Check	5264	Ohio Department Of Commerce	9/15/2022	1,160.25		OUTSTANDING		ACCOUNTS_PAYA BLE
127861	Check	5831	STERLING PAPER COMPANY	9/15/2022	7,791.81	9/30/2022	RECONCILED		ACCOUNTS_PAYA BLE

## Big Walnut Local Schools

### Disbursement Report-All-Updated-20220930

Check #	Check Type	Vendor #	Primary Name	Date	Amount	Reconcile Date	Status	Void Date	Type
127862	Check	6083	Ohio School Bus Mechanics	9/15/2022	\$ 645.00	9/30/2022	RECONCILED		ACCOUNTS_PAYABLE
127863	Check	6335	Verizon Wireless	9/15/2022	233.52	9/30/2022	RECONCILED		ACCOUNTS_PAYABLE
127864	Check	6372	Cintas Corp. Location #003	9/15/2022	106.34	9/30/2022	RECONCILED		ACCOUNTS_PAYABLE
127865	Check	6457	Delaware County Sheriff's Offc	9/15/2022	5,280.84	9/30/2022	RECONCILED		ACCOUNTS_PAYABLE
127866	Check	6471	Cardinal Bus Sales &	9/15/2022	112,312.76	9/30/2022	RECONCILED		ACCOUNTS_PAYABLE
127867	Check	6546	Mike & B Sales, Inc.	9/15/2022	500.00	9/30/2022	RECONCILED		ACCOUNTS_PAYABLE
127868	Check	7268	PJ's Pizza	9/15/2022	700.00	9/30/2022	RECONCILED		ACCOUNTS_PAYABLE
127869	Check	7332	UPPER ARLINGTON HIGH SCH	9/15/2022	470.00	9/30/2022	RECONCILED		ACCOUNTS_PAYABLE
127870	Check	7339	PICKERINGTON NORTH HIGH SCHOOL	9/15/2022	125.00		VOID	9/15/2022	ACCOUNTS_PAYABLE
127871	Check	7483	Croton Craft LLC	9/15/2022	55.80		OUTSTANDING		ACCOUNTS_PAYABLE
127872	Check	7798	Ohio Capital Conference - HS	9/15/2022	207.00	9/30/2022	RECONCILED		ACCOUNTS_PAYABLE
127873	Check	8248	Dawson, Katherine	9/15/2022	145.00	9/30/2022	RECONCILED		ACCOUNTS_PAYABLE
127874	Check	8256	ITIP Ohio	9/15/2022	249.00		OUTSTANDING		ACCOUNTS_PAYABLE
127875	Check	8898	Office Depot Dept #34063345	9/15/2022	3,165.83	9/30/2022	RECONCILED		ACCOUNTS_PAYABLE
127876	Check	9111	Pyrinex, Inc.	9/15/2022	1,304.00	9/30/2022	RECONCILED		ACCOUNTS_PAYABLE
127877	Check	70262	CDW LLC	9/15/2022	11,233.00	9/30/2022	RECONCILED		ACCOUNTS_PAYABLE
127878	Check	721012	Western Psychological Service	9/15/2022	1,587.30	9/30/2022	RECONCILED		ACCOUNTS_PAYABLE
127879	Check	725009	EPS-School Speciality Literacy	9/15/2022	166.07	9/30/2022	RECONCILED		ACCOUNTS_PAYABLE
127880	Check	725642	HEINEMANN PUBLISHING	9/15/2022	100.00	9/30/2022	RECONCILED		ACCOUNTS_PAYABLE
127881	Check	789693	Shelton, Brian	9/15/2022	39.60	9/30/2022	RECONCILED		ACCOUNTS_PAYABLE
127882	Check	789907	Kim Hoessly Piano Tuning	9/15/2022	180.00	9/30/2022	RECONCILED		ACCOUNTS_PAYABLE
127883	Check	790101	MEAD, MARK	9/15/2022	285.00		OUTSTANDING		ACCOUNTS_PAYABLE
127884	Check	790326	Friends Office	9/15/2022	4,396.14	9/30/2022	RECONCILED		ACCOUNTS_PAYABLE
127885	Check	790360	Kuhn, Charlene	9/15/2022	35.00	9/30/2022	RECONCILED		ACCOUNTS_PAYABLE

## Big Walnut Local Schools

### Disbursement Report-All-Updated-20220930

Check #	Check Type	Vendor #	Primary Name	Date	Amount	Reconcile Date	Status	Void Date	Type
127886	Check	790784	CURTIN, CATHY	9/15/2022	\$ 91.40	9/30/2022	RECONCILED		BLE ACCOUNTS_PAYA
127887	Check	790857	WorkHealth	9/15/2022	1,440.00	9/30/2022	RECONCILED		BLE ACCOUNTS_PAYA
127888	Check	791051	Auditor of State	9/15/2022	1,967.50	9/30/2022	RECONCILED		BLE ACCOUNTS_PAYA
127889	Check	791110	Rose Pest Solutions	9/15/2022	1,322.50	9/30/2022	RECONCILED		BLE ACCOUNTS_PAYA
127890	Check	791262	Blick Art Materials	9/15/2022	9.82	9/30/2022	RECONCILED		BLE ACCOUNTS_PAYA
127891	Check	791271	The HF Group	9/15/2022	455.13	9/30/2022	RECONCILED		BLE ACCOUNTS_PAYA
127892	Check	791311	Clifford C. Seiler, II	9/15/2022	578.00	9/30/2022	RECONCILED		BLE ACCOUNTS_PAYA
127893	Check	791406	Cengage Learning - NGL	9/15/2022	1,713.80	9/30/2022	RECONCILED		BLE ACCOUNTS_PAYA
127894	Check	791495	Professional Speech Services	9/15/2022	37,815.75	9/30/2022	RECONCILED		BLE ACCOUNTS_PAYA
127895	Check	791604	Collett, Jeanne	9/15/2022	31.75	9/30/2022	RECONCILED		BLE ACCOUNTS_PAYA
127896	Check	791693	Ohio BCI & I	9/15/2022	5,131.50		OUTSTANDING		BLE ACCOUNTS_PAYA
127897	Check	792223	Neola, Inc.	9/15/2022	750.00	9/30/2022	RECONCILED		BLE ACCOUNTS_PAYA
127898	Check	792278	Forman, Megan	9/15/2022	72.50	9/30/2022	RECONCILED		BLE ACCOUNTS_PAYA
127899	Check	792393	State Security, LLC	9/15/2022	33,061.00	9/30/2022	RECONCILED		BLE ACCOUNTS_PAYA
127900	Check	792443	Batteries Plus	9/15/2022	584.50	9/30/2022	RECONCILED		BLE ACCOUNTS_PAYA
127901	Check	792556	Consolidated Electric Coop Inc	9/15/2022	77,286.20	9/30/2022	RECONCILED		BLE ACCOUNTS_PAYA
127902	Check	792640	Beem's BP Distributing, Inc.	9/15/2022	2,439.56	9/30/2022	RECONCILED		BLE ACCOUNTS_PAYA
127903	Check	792738	Kurena, Ashley	9/15/2022	219.00	9/30/2022	RECONCILED		BLE ACCOUNTS_PAYA
127904	Check	792932	Byler's Sawmill	9/15/2022	1,000.00	9/30/2022	RECONCILED		BLE ACCOUNTS_PAYA
127905	Check	792938	Voss Bros. Sales & Rental	9/15/2022	595.77	9/30/2022	RECONCILED		BLE ACCOUNTS_PAYA
127906	Check	793002	Ace Hardware	9/15/2022	145.88	9/30/2022	RECONCILED		BLE ACCOUNTS_PAYA
127907	Check	793012	Smith - Feike - Minton, Inc.	9/15/2022	525.00	9/30/2022	RECONCILED		BLE ACCOUNTS_PAYA
127908	Check	793020	Ohio Department of Health	9/15/2022	30.00	9/30/2022	RECONCILED		BLE ACCOUNTS_PAYA
127909	Check	793083	BrainPop, LLC	9/15/2022	13,189.00	9/30/2022	RECONCILED		BLE ACCOUNTS_PAYA
127910	Check	793117	Meacham,	9/15/2022	142.50	9/30/2022	RECONCILED		BLE ACCOUNTS_PAYA

## Big Walnut Local Schools

### Disbursement Report-All-Updated-20220930

Check #	Check Type	Vendor #	Primary Name	Date	Amount	Reconcile Date	Status	Void Date	Type
127911	Check	793169	Christopher Allen Grieger, Jody	9/15/2022	\$ 69.00	9/30/2022	RECONCILED		BLE ACCOUNTS_PAYA
127912	Check	793193	City Electric Supply Company	9/15/2022	1,170.79	9/30/2022	RECONCILED		BLE ACCOUNTS_PAYA
127913	Check	793376	Sherwin-Williams Store #1383	9/15/2022	283.85	9/30/2022	RECONCILED		BLE ACCOUNTS_PAYA
127914	Check	793897	Movie Licensing USA	9/15/2022	3,280.00	9/30/2022	RECONCILED		BLE ACCOUNTS_PAYA
127915	Check	793904	Delphi Creativity Group	9/15/2022	411.38	9/30/2022	RECONCILED		BLE ACCOUNTS_PAYA
127916	Check	793906	Valley Tire Company	9/15/2022	3,400.40	9/30/2022	RECONCILED		BLE ACCOUNTS_PAYA
127917	Check	794056	IXL Incorporated	9/15/2022	6,250.00	9/30/2022	RECONCILED		BLE ACCOUNTS_PAYA
127918	Check	794202	Worthington Christian Schools,	9/15/2022	700.00	9/30/2022	RECONCILED		BLE ACCOUNTS_PAYA
127919	Check	794209	Highland Local School District	9/15/2022	100.00	9/30/2022	RECONCILED		BLE ACCOUNTS_PAYA
127920	Check	794403	Freshworks, Inc	9/15/2022	4,755.19	9/30/2022	RECONCILED		BLE ACCOUNTS_PAYA
127921	Check	794478	Studies Weekly, Inc.	9/15/2022	625.50	9/30/2022	RECONCILED		BLE ACCOUNTS_PAYA
127922	Check	794517	Explain My Benefits, LLC	9/15/2022	1,949.25	9/30/2022	RECONCILED		BLE ACCOUNTS_PAYA
127923	Check	794689	Brown Supply Co.	9/15/2022	19,534.16	9/30/2022	RECONCILED		BLE ACCOUNTS_PAYA
127924	Check	794868	Palmer, Steven	9/15/2022	445.20	9/30/2022	RECONCILED		BLE ACCOUNTS_PAYA
127925	Check	794978	Morrison, Justin	9/15/2022	45.87	9/30/2022	RECONCILED		BLE ACCOUNTS_PAYA
127926	Check	795036	Newegg Business, Inc.	9/15/2022	278.86	9/30/2022	RECONCILED		BLE ACCOUNTS_PAYA
127927	Check	795079	Amplified IT LLC	9/15/2022	1,800.00	9/30/2022	RECONCILED		BLE ACCOUNTS_PAYA
127928	Check	795084	PowerSchool Group, LLC	9/15/2022	4,876.84	9/30/2022	RECONCILED		BLE ACCOUNTS_PAYA
127929	Check	795118	Bishop Hartley High School	9/15/2022	200.00		OUTSTANDING		BLE ACCOUNTS_PAYA
127930	Check	795142	Westerville Central Athletic	9/15/2022	250.00		OUTSTANDING		BLE ACCOUNTS_PAYA
127931	Check	795195	Social Thinking Publishing	9/15/2022	1,311.95	9/30/2022	RECONCILED		BLE ACCOUNTS_PAYA
127932	Check	795247	Ready Field Solutions LLC	9/15/2022	14,784.00	9/30/2022	RECONCILED		BLE ACCOUNTS_PAYA
127933	Check	795283	PaySchools	9/15/2022	318.37	9/30/2022	RECONCILED		BLE ACCOUNTS_PAYA
127934	Check	795326	Vasu Communications, Inc.	9/15/2022	2,430.55	9/30/2022	RECONCILED		BLE ACCOUNTS_PAYA

## Big Walnut Local Schools

### Disbursement Report-All-Updated-20220930

Check #	Check Type	Vendor #	Primary Name	Date	Amount	Reconcile Date	Status	Void Date	Type
127935	Check	795332	Wimbish, Thomas	9/15/2022	\$ 94.69	9/30/2022	RECONCILED		ACCOUNTS_PAYABLE
127936	Check	795339	Whiteside, Justin	9/15/2022	627.00	9/30/2022	RECONCILED		ACCOUNTS_PAYABLE
127937	Check	795369	EdClub, Inc	9/15/2022	760.00	9/30/2022	RECONCILED		ACCOUNTS_PAYABLE
127938	Check	795393	Reida, Teresa	9/15/2022	65.00	9/30/2022	RECONCILED		ACCOUNTS_PAYABLE
127939	Check	795403	Bloodhound Sanitation Srvs LLC	9/15/2022	3,505.00		OUTSTANDING		ACCOUNTS_PAYABLE
127940	Check	795449	J & J Enterprises-Westerville	9/15/2022	392.55	9/30/2022	RECONCILED		ACCOUNTS_PAYABLE
127941	Check	795509	Hina Environmental Solution LLC	9/15/2022	300.00	9/30/2022	RECONCILED		ACCOUNTS_PAYABLE
127942	Check	795517	Molly Hawkins House, Inc.	9/15/2022	2,702.87	9/30/2022	RECONCILED		ACCOUNTS_PAYABLE
127943	Check	795553	Background Investigation Bureau	9/15/2022	1,112.65	9/30/2022	RECONCILED		ACCOUNTS_PAYABLE
127944	Check	795557	AIR Training Solutions	9/15/2022	149.85	9/30/2022	RECONCILED		ACCOUNTS_PAYABLE
127945	Check	795667	Flourish Integrated Therapy, LLC	9/15/2022	60.00	9/30/2022	RECONCILED		ACCOUNTS_PAYABLE
127946	Check	795685	US Bank National Association	9/15/2022	335.95	9/30/2022	RECONCILED		ACCOUNTS_PAYABLE
127947	Check	795704	Bair, Layne	9/15/2022	322.70	9/30/2022	RECONCILED		ACCOUNTS_PAYABLE
127948	Check	795712	Hard Eight LLC	9/15/2022	131,634.00	9/30/2022	RECONCILED		ACCOUNTS_PAYABLE
127949	Check	795734	Lozano, Judah	9/15/2022	700.00	9/30/2022	RECONCILED		ACCOUNTS_PAYABLE
127950	Check	795857	Plummer, Justin A	9/15/2022	210.06	9/30/2022	RECONCILED		ACCOUNTS_PAYABLE
127951	Check	795892	Sharron Group, Inc. DBA: Buckeye Western Star	9/15/2022	1,019.66	9/30/2022	RECONCILED		ACCOUNTS_PAYABLE
127952	Check	991477	Gateway Education Holdings, LLC dba: Savvas	9/15/2022	624.24	9/30/2022	RECONCILED		ACCOUNTS_PAYABLE
127953	Check	991478	Holden II, George S.	9/15/2022	142.50		OUTSTANDING		ACCOUNTS_PAYABLE
127954	Check	991534	CharacterStrong, LLC	9/15/2022	499.00	9/30/2022	RECONCILED		ACCOUNTS_PAYABLE
127955	Check	991536	State Industrial Products Corporation	9/15/2022	218.19	9/30/2022	RECONCILED		ACCOUNTS_PAYABLE
127956	Check	991553	JL Dimel LLC	9/15/2022	5,200.00	9/30/2022	RECONCILED		ACCOUNTS_PAYABLE

## Big Walnut Local Schools

### Disbursement Report-All-Updated-20220930

Check #	Check Type	Vendor #	Primary Name	Date	Amount	Reconcile Date	Status	Void Date	Type
127957	Check	991562	Stat Integrated Technologies, Inc. DBA: Aqua Doc Lake And Pond Management	9/15/2022	\$ 750.00	9/30/2022	RECONCILED		BLE ACCOUNTS_PAYA BLE
127958	Check	991599	WEX Health, Inc.	9/15/2022	953.55	9/30/2022	RECONCILED		ACCOUNTS_PAYA BLE
127959	Check	991615	Smith, Christopher L.	9/15/2022	370.50	9/30/2022	RECONCILED		ACCOUNTS_PAYA BLE
127960	Check	991658	Chardon Laboratories, Inc.	9/15/2022	665.00	9/30/2022	RECONCILED		ACCOUNTS_PAYA BLE
127961	Check	991681	Mason, Caylib	9/15/2022	110.94	9/30/2022	RECONCILED		ACCOUNTS_PAYA BLE
127962	Check	991689	Laubacher, Morgan J	9/15/2022	114.00	9/30/2022	RECONCILED		ACCOUNTS_PAYA BLE
127963	Check	991690	Clark, Alyssa	9/15/2022	127.63	9/30/2022	RECONCILED		ACCOUNTS_PAYA BLE
127964	Check	991707	Pickerington Local Schools-Ridgeview Junior High	9/15/2022	200.00	9/30/2022	RECONCILED		ACCOUNTS_PAYA BLE
127965	Check	991735	Catapult Learning West, LLC	9/15/2022	1,477.30	9/30/2022	RECONCILED		ACCOUNTS_PAYA BLE
127966	Check	991754	I Am Boundless, Inc.	9/15/2022	5,478.50	9/30/2022	RECONCILED		ACCOUNTS_PAYA BLE
127967	Check	991800	EI US, LLC.; dba LearnWell	9/15/2022	389.05	9/30/2022	RECONCILED		ACCOUNTS_PAYA BLE
127968	Check	991812	McDonald, Judith A	9/15/2022	420.00	9/30/2022	RECONCILED		ACCOUNTS_PAYA BLE
127969	Check	991833	The Chillicothe Telephone Company, dba: Horizon Telcom	9/15/2022	1,500.00	9/30/2022	RECONCILED		ACCOUNTS_PAYA BLE
127970	Check	991880	Notable Inc.	9/15/2022	99.00		OUTSTANDING		ACCOUNTS_PAYA BLE
127971	Check	991892	Bowmar, Hayden	9/15/2022	35.96	9/30/2022	RECONCILED		ACCOUNTS_PAYA BLE
127972	Check	3137	Tristar Transportation Co	9/15/2022	6,173.95	9/30/2022	RECONCILED		ACCOUNTS_PAYA BLE
127973	Check	7339	PICKERINGTON NORTH HIGH SCHOOL	9/15/2022	250.00	9/30/2022	RECONCILED		ACCOUNTS_PAYA BLE
127974	Check	177	Scholastic Magazines	9/28/2022	527.12		OUTSTANDING		ACCOUNTS_PAYA BLE
127975	Check	829	Lancaster High School	9/28/2022	250.00		OUTSTANDING		ACCOUNTS_PAYA BLE
127976	Check	3058	Stanton's Sheet Music, Inc.	9/28/2022	110.52	9/30/2022	RECONCILED		ACCOUNTS_PAYA BLE
127977	Check	3064	Ward's Science	9/28/2022	109.85		OUTSTANDING		ACCOUNTS_PAYA BLE

## Big Walnut Local Schools

### Disbursement Report-All-Updated-20220930

Check #	Check Type	Vendor #	Primary Name	Date	Amount	Reconcile Date	Status	Void Date	Type
127978	Check	3075	Curriculum Associates LLC	9/28/2022	\$ 166.88	9/30/2022	RECONCILED		ACCOUNTS_PAYABLE
127979	Check	4311	Scholastic Inc.	9/28/2022	329.45		OUTSTANDING		ACCOUNTS_PAYABLE
127980	Check	5831	STERLING PAPER COMPANY	9/28/2022	5,800.94	9/30/2022	RECONCILED		ACCOUNTS_PAYABLE
127981	Check	7028	Thomas Worthington High School	9/28/2022	150.00		OUTSTANDING		ACCOUNTS_PAYABLE
127982	Check	8898	Office Depot Dept #34063345	9/28/2022	2,518.55		OUTSTANDING		ACCOUNTS_PAYABLE
127983	Check	790247	PICKERINGTON CENTRAL H.S.	9/28/2022	295.00		OUTSTANDING		ACCOUNTS_PAYABLE
127984	Check	790489	WORTHINGTON KILBOURNE H.S.	9/28/2022	275.00		VOID	9/29/2022	ACCOUNTS_PAYABLE
127985	Check	791297	Wilson Language Training Corp	9/28/2022	855.36		OUTSTANDING		ACCOUNTS_PAYABLE
127986	Check	793799	Extra Packaging, Corp.	9/28/2022	700.00	9/30/2022	RECONCILED		ACCOUNTS_PAYABLE
127987	Check	794037	Syscloud Inc.	9/28/2022	4,500.00	9/30/2022	RECONCILED		ACCOUNTS_PAYABLE
127988	Check	795089	Olentangy Liberty High School	9/28/2022	180.00		OUTSTANDING		ACCOUNTS_PAYABLE
127989	Check	795870	Olentangy Local Schools	9/28/2022	200.00		OUTSTANDING		ACCOUNTS_PAYABLE
127990	Check	991800	EI US, LLC.; dba LearnWell	9/28/2022	718.24	9/30/2022	RECONCILED		ACCOUNTS_PAYABLE
127991	Check	991898	Columbus Running Co. LLC	9/28/2022	718.00	9/30/2022	RECONCILED		ACCOUNTS_PAYABLE
127992	Check	790489	WORTHINGTON KILBOURNE H.S.	9/29/2022	275.00		OUTSTANDING		ACCOUNTS_PAYABLE
127993	Check	177	Scholastic Magazines	9/30/2022	7,676.02		OUTSTANDING		ACCOUNTS_PAYABLE
127994	Check	737	School Health Corporation	9/30/2022	186.60		OUTSTANDING		ACCOUNTS_PAYABLE
127995	Check	755	LONDON HIGH SCHOOL	9/30/2022	150.00		OUTSTANDING		ACCOUNTS_PAYABLE
127996	Check	993	MARYSVILLE HIGH SCHOOL	9/30/2022	200.00		OUTSTANDING		ACCOUNTS_PAYABLE
127997	Check	1008	Rumpke of Ohio, Inc.	9/30/2022	5,776.16		OUTSTANDING		ACCOUNTS_PAYABLE
127998	Check	1036	PERRY ProTECH, Inc.	9/30/2022	134.51		OUTSTANDING		ACCOUNTS_PAYABLE
127999	Check	1115	Del-Co Water Co.	9/30/2022	12,245.20		OUTSTANDING		ACCOUNTS_PAYABLE
128000	Check	1122	MT Business Technologies Inc	9/30/2022	188.94		OUTSTANDING		ACCOUNTS_PAYABLE
128001	Check	2503	Columbia Gas Of Ohio	9/30/2022	6,672.20		OUTSTANDING		ACCOUNTS_PAYABLE
128002	Check	2504	American Electric	9/30/2022	39,231.96		OUTSTANDING		ACCOUNTS_PAYABLE

## Big Walnut Local Schools

### Disbursement Report-All-Updated-20220930

Check #	Check Type	Vendor #	Primary Name	Date	Amount	Reconcile Date	Status	Void Date	Type
128003	Check	3036	NASCO	9/30/2022	\$ 822.37		OUTSTANDING		BLE ACCOUNTS_PAYA
128004	Check	3058	Stanton's Sheet Music, Inc.	9/30/2022	322.38		OUTSTANDING		BLE ACCOUNTS_PAYA
128005	Check	3102	CAROLINA BIOLOGICAL SUPPLY	9/30/2022	65.73		OUTSTANDING		BLE ACCOUNTS_PAYA
128006	Check	3137	Tristar Transportation Co	9/30/2022	5,202.94		OUTSTANDING		BLE ACCOUNTS_PAYA
128007	Check	3231	FLINN SCIENTIFIC, INC.	9/30/2022	13.06		OUTSTANDING		BLE ACCOUNTS_PAYA
128008	Check	4154	GOPHER SPORT	9/30/2022	2,432.94		OUTSTANDING		BLE ACCOUNTS_PAYA
128009	Check	4290	School Specialty, Inc.	9/30/2022	213.28		OUTSTANDING		BLE ACCOUNTS_PAYA
128010	Check	5171	Perma-Bound Books	9/30/2022	151.20		OUTSTANDING		BLE ACCOUNTS_PAYA
128011	Check	5237	ESC of Central Ohio	9/30/2022	14,707.98		OUTSTANDING		BLE ACCOUNTS_PAYA
128012	Check	5534	META - Marion Office	9/30/2022	4,076.04		OUTSTANDING		BLE ACCOUNTS_PAYA
128013	Check	5565	OASSA	9/30/2022	195.00		OUTSTANDING		BLE ACCOUNTS_PAYA
128014	Check	5725	BRICKER & ECKLER LLP	9/30/2022	14,851.50		OUTSTANDING		BLE ACCOUNTS_PAYA
128015	Check	5830	Lakeshore Learning Materials	9/30/2022	128.97		OUTSTANDING		BLE ACCOUNTS_PAYA
128016	Check	5831	STERLING PAPER COMPANY	9/30/2022	300.10		OUTSTANDING		BLE ACCOUNTS_PAYA
128017	Check	7028	Thomas Worthington High School	9/30/2022	300.00		OUTSTANDING		BLE ACCOUNTS_PAYA
128018	Check	7231	Duncan, Denise	9/30/2022	59.88		OUTSTANDING		BLE ACCOUNTS_PAYA
128019	Check	7449	Gahanna Middle School East	9/30/2022	150.00		OUTSTANDING		BLE ACCOUNTS_PAYA
128020	Check	7454	Ohio High School Athletic	9/30/2022	170.00		OUTSTANDING		BLE ACCOUNTS_PAYA
128021	Check	7804	BIG WALNUT ATHLETIC BOOSTERS	9/30/2022	400.00		OUTSTANDING		BLE ACCOUNTS_PAYA
128022	Check	7852	Really Good Stuff, LLC	9/30/2022	397.50		OUTSTANDING		BLE ACCOUNTS_PAYA
128023	Check	8551	Professional Binding Products	9/30/2022	716.67		OUTSTANDING		BLE ACCOUNTS_PAYA
128024	Check	8756	Columbus Clay Company	9/30/2022	138.00		OUTSTANDING		BLE ACCOUNTS_PAYA
128025	Check	8898	Office Depot Dept	9/30/2022	106.36		OUTSTANDING		BLE ACCOUNTS_PAYA



## Big Walnut Local Schools

### Disbursement Report-All-Updated-20220930

Check #	Check Type	Vendor #	Primary Name	Date	Amount	Reconcile Date	Status	Void Date	Type
			#34063345						BLE
128026	Check	70262	CDW LLC	9/30/2022	\$ 914.09		OUTSTANDING		ACCOUNTS_PAYA BLE
128027	Check	723780	Direct Energy Business, LLC	9/30/2022	18,161.88		OUTSTANDING		ACCOUNTS_PAYA BLE
128028	Check	725102	Learning Resources	9/30/2022	41.97		OUTSTANDING		ACCOUNTS_PAYA BLE
128029	Check	789693	Shelton, Brian	9/30/2022	136.40		OUTSTANDING		ACCOUNTS_PAYA BLE
128030	Check	789712	Leinweber, Nicole	9/30/2022	48.44		OUTSTANDING		ACCOUNTS_PAYA BLE
128031	Check	789799	Adams, Michael	9/30/2022	95.00		OUTSTANDING		ACCOUNTS_PAYA BLE
128032	Check	790326	Friends Office	9/30/2022	353.38		OUTSTANDING		ACCOUNTS_PAYA BLE
128033	Check	790416	Teacher Direct	9/30/2022	215.56		OUTSTANDING		ACCOUNTS_PAYA BLE
128034	Check	790702	Kerns, Kelly	9/30/2022	47.50		OUTSTANDING		ACCOUNTS_PAYA BLE
128035	Check	790734	Easton Telecom Services, LLC	9/30/2022	1,506.62		OUTSTANDING		ACCOUNTS_PAYA BLE
128036	Check	790835	COLUMBUS PERCUSSION	9/30/2022	545.13		OUTSTANDING		ACCOUNTS_PAYA BLE
128037	Check	790888	Matt Ryan Mobile DJ	9/30/2022	395.00		OUTSTANDING		ACCOUNTS_PAYA BLE
128038	Check	791051	Auditor of State	9/30/2022	10,042.50		OUTSTANDING		ACCOUNTS_PAYA BLE
128039	Check	791262	Blick Art Materials	9/30/2022	230.58		OUTSTANDING		ACCOUNTS_PAYA BLE
128040	Check	791493	Data Werks Limited	9/30/2022	2,550.00		OUTSTANDING		ACCOUNTS_PAYA BLE
128041	Check	791528	NAFME - National Association	9/30/2022	149.00		OUTSTANDING		ACCOUNTS_PAYA BLE
128042	Check	791766	Ohio Educational Data Systems	9/30/2022	250.00		OUTSTANDING		ACCOUNTS_PAYA BLE
128043	Check	792004	Fun and Function	9/30/2022	51.94		OUTSTANDING		ACCOUNTS_PAYA BLE
128044	Check	792107	Great America Leasing Corp	9/30/2022	404.26		OUTSTANDING		ACCOUNTS_PAYA BLE
128045	Check	792220	TEXTBOOK WAREHOUSE, LLC	9/30/2022	99.75		OUTSTANDING		ACCOUNTS_PAYA BLE
128046	Check	792244	Castiglione, Kim	9/30/2022	108.41		OUTSTANDING		ACCOUNTS_PAYA BLE
128047	Check	792275	FRANK, ALAN	9/30/2022	64.75		OUTSTANDING		ACCOUNTS_PAYA BLE
128048	Check	792344	Learning A-Z	9/30/2022	750.00		OUTSTANDING		ACCOUNTS_PAYA BLE
128049	Check	792468	Healthcare Billing Services	9/30/2022	253.72		OUTSTANDING		ACCOUNTS_PAYA BLE

## Big Walnut Local Schools

### Disbursement Report-All-Updated-20220930

Check #	Check Type	Vendor #	Primary Name	Date	Amount	Reconcile Date	Status	Void Date	Type
128050	Check	792556	Consolidated Electric Coop Inc	9/30/2022	\$ 70,871.00		OUTSTANDING		ACCOUNTS_PAYA BLE
128051	Check	792938	Voss Bros. Sales & Rental	9/30/2022	928.00		OUTSTANDING		ACCOUNTS_PAYA BLE
128052	Check	793013	John Deere Ag & Turf Corp	9/30/2022	7,616.31		OUTSTANDING		ACCOUNTS_PAYA BLE
128053	Check	793094	Johnson-Stuber, Christie	9/30/2022	82.01		OUTSTANDING		ACCOUNTS_PAYA BLE
128054	Check	793633	B & H Foto & Electronics Corp	9/30/2022	1,315.35		OUTSTANDING		ACCOUNTS_PAYA BLE
128055	Check	793649	Franklin Computer Srvs Group	9/30/2022	10,059.38		OUTSTANDING		ACCOUNTS_PAYA BLE
128056	Check	793842	McLane, Ryan	9/30/2022	350.81		OUTSTANDING		ACCOUNTS_PAYA BLE
128057	Check	794548	Granville High School	9/30/2022	255.00		OUTSTANDING		ACCOUNTS_PAYA BLE
128058	Check	794782	OhioGuidestone	9/30/2022	9,188.16		OUTSTANDING		ACCOUNTS_PAYA BLE
128059	Check	794888	ESC of Northeast Ohio	9/30/2022	170.00		OUTSTANDING		ACCOUNTS_PAYA BLE
128060	Check	795010	Yeager, Katie	9/30/2022	69.00		OUTSTANDING		ACCOUNTS_PAYA BLE
128061	Check	795298	Big Walnut Apparel	9/30/2022	397.29		OUTSTANDING		ACCOUNTS_PAYA BLE
128062	Check	795332	Wimbish, Thomas	9/30/2022	19.38		OUTSTANDING		ACCOUNTS_PAYA BLE
128063	Check	795337	Multi-Health Systems, Inc.	9/30/2022	651.25		OUTSTANDING		ACCOUNTS_PAYA BLE
128064	Check	795339	Whiteside, Justin	9/30/2022	513.00		OUTSTANDING		ACCOUNTS_PAYA BLE
128065	Check	795386	Buskirk, Jeremy	9/30/2022	58.09		OUTSTANDING		ACCOUNTS_PAYA BLE
128066	Check	795548	Reach Educational Services	9/30/2022	16,575.30		OUTSTANDING		ACCOUNTS_PAYA BLE
128067	Check	795685	US Bank National Association	9/30/2022	5,619.67		OUTSTANDING		ACCOUNTS_PAYA BLE
128068	Check	795704	Bair, Layne	9/30/2022	915.00		OUTSTANDING		ACCOUNTS_PAYA BLE
128069	Check	795749	Lampire BiologicalLaborato ries	9/30/2022	109.00		OUTSTANDING		ACCOUNTS_PAYA BLE
128070	Check	795814	Nauman, Heather	9/30/2022	95.00		OUTSTANDING		ACCOUNTS_PAYA BLE
128071	Check	795855	Young, Rachel	9/30/2022	45.00		OUTSTANDING		ACCOUNTS_PAYA BLE
128072	Check	795867	Moore, Sydney	9/30/2022	390.00		OUTSTANDING		ACCOUNTS_PAYA BLE
128073	Check	795905	CRH OHIO LTD	9/30/2022	5.99		OUTSTANDING		ACCOUNTS_PAYA BLE

## Big Walnut Local Schools

### Disbursement Report-All-Updated-20220930

Check #	Check Type	Vendor #	Primary Name	Date	Amount	Reconcile Date	Status	Void Date	Type
128074	Check	991095	Kaylor, Michelle	9/30/2022	\$ 91.52		OUTSTANDING		ACCOUNTS_PAYABLE
128075	Check	991478	Holden II, George S.	9/30/2022	114.00		OUTSTANDING		ACCOUNTS_PAYABLE
128076	Check	991556	Literacy Resources, LLC dba: Heggerty Phonemic Awareness	9/30/2022	3,460.32		OUTSTANDING		ACCOUNTS_PAYABLE
128077	Check	991615	Smith, Christopher L.	9/30/2022	228.00		OUTSTANDING		ACCOUNTS_PAYABLE
128078	Check	991681	Mason, Caylib	9/30/2022	64.63		OUTSTANDING		ACCOUNTS_PAYABLE
128079	Check	991714	Delaware Golf Club LLC	9/30/2022	384.00		OUTSTANDING		ACCOUNTS_PAYABLE
128080	Check	991754	I Am Boundless, Inc.	9/30/2022	3,441.63		OUTSTANDING		ACCOUNTS_PAYABLE
128081	Check	991759	Lyles, Kohen	9/30/2022	19.77		OUTSTANDING		ACCOUNTS_PAYABLE
128082	Check	991812	McDonald, Judith A	9/30/2022	405.00		OUTSTANDING		ACCOUNTS_PAYABLE
128083	Check	991856	Maxim Healthcare Staffing Services Inc.	9/30/2022	7,824.00		OUTSTANDING		ACCOUNTS_PAYABLE
128084	Check	991868	Baker, Julie	9/30/2022	14.50		OUTSTANDING		ACCOUNTS_PAYABLE
128085	Check	991870	Westerville Cleaners, Inc.	9/30/2022	1,316.25		OUTSTANDING		ACCOUNTS_PAYABLE
128086	Check	991874	Manning, Megan Renee	9/30/2022	384.75		OUTSTANDING		ACCOUNTS_PAYABLE
128087	Check	991891	Able Fence of Columbus, Inc.	9/30/2022	2,615.00		OUTSTANDING		ACCOUNTS_PAYABLE
128088	Check	991894	Flesch, Robert A.	9/30/2022	160.00		OUTSTANDING		ACCOUNTS_PAYABLE
<b>Grand Total</b>					<b>\$ 4,631,417.78</b>				



**BIG WALNUT** | **INSPIRE**  
**LOCAL SCHOOLS** | **& GUIDE**

---

COMPARISON OF FISCAL YEAR 2022 YTD  
APPROPRIATIONS WITH FISCAL YTD ACTUAL -  
ALL FUNDS (EXCLUDING GENERAL FUND)

AND

INVESTMENT REPORT FOR ALL FUNDS

---

**Comparison of Fiscal Year 2023 YTD Appropriations with Fiscal Year YTD Actual Expenditures - All Funds**

	<b>BOE Approved Appropriation</b>	<b>Prior FY Encumbrance</b>	<b>FYTD Expendable</b>	<b>FYTD Expenditures</b>	<b>Current Encumbrances</b>	<b>Unencumbered Balance</b>	<b>Unencumbered Percent</b>
001 - GENERAL FUND	48,532,479	675,718	49,208,197	12,274,912	3,481,361	33,451,924	68%
002 - BOND RETIREMENT	8,935,502	-	8,935,502	50,915	8,807,402	77,186	1%
003 - PERMANENT IMPROVEMENT	2,249,935	824,611	3,074,546	693,595	890,140	1,490,810	48%
004 - BUILDING IMPROVEMENT	727,000	5,293,810	6,020,810	2,068,601	3,411,423	540,786	9%
006 - FOOD SERVICE	1,973,595	18,101	1,991,696	250,775	392,412	1,348,508	68%
014 - ROTARY-INTERNAL SERVICES	21,936	-	21,936	722	20,606	607	3%
018 - PUBLIC SCHOOL SUPPORT	98,050	5,043	103,093	17,374	29,694	56,025	54%
019 - OTHER GRANT	6,921	-	6,921	69	5,958	894	13%
022 - DISTRICT AGENCY	227,473	2,149	229,622	126,755	8,333	94,534	41%
070 - CAPITAL PROJECTS	74,000	30,984	104,984	3,640	47,966	53,378	51%
200 - STUDENT MANAGED ACTIVITY	102,269	26,166	128,435	18,592	105,627	4,216	3%
300 - DISTRICT MANAGED STUDENT ACTIVITY	298,497	6,036	304,533	149,991	124,791	29,751	10%
401 - AUXILLIARY SERVICES	417,807	20,972	438,779	134,795	42,228	261,756	60%
451 - DATA COMMUNICATION FUND	12,600	-	12,600	-	-	12,600	100%
467 - STUDENT WELLNESS AND SUCCESS	3,025	-	3,025	204	2,821	-	0%
499 - MISCELLANEOUS STATE GRANT FUND	21,002	21,335	42,337	3,155	11,532	27,650	65%
507 - ESSER FUND	2,627,545	-	2,627,545	418,885	114,610	2,094,051	0%
516 - IDEA PART-B GRANT	1,283,202	36,770	1,319,972	203,325	91,414	1,025,234	78%
551 LIMITED ENGLISH PROFICIENCY	7,662	-	7,662	-	-	7,662	100%
572 - TITLE I	211,539	5,983	217,522	54,229	-	163,293	75%
584 - TITLE IV ACADEMIC ENRICHMENT	31,906	-	31,906	8,584	-	23,322	73%
587 - EARLY CHILDHOOD SPECIAL EDUCATION GRANT	25,548	-	25,548	2,955	-	22,593	88%
590 - TITLE II-A IMPROVING TEACHER QUALITY	150,256	13,782	164,038	5,871	37,924	120,244	73%
599 - MISCELLANEOUS FEDERAL GRANTS	-	-	-	-	-	-	100%
<b>TOTAL ALL FUNDS</b>	<b>19,507,271</b>	<b>6,305,742</b>	<b>25,813,013</b>	<b>4,213,030</b>	<b>14,144,882</b>	<b>7,455,101</b>	<b>29%</b>

68,039,749.81      6,981,460      75,021,210      16,487,943      17,626,243      40,907,025

# - The accounts have adequate current or anticipated resources and appropriation modifications will be made to account for this and other necessary appropriations.

**BIG WALNUT LOCAL SCHOOL DISTRICT  
INVESTMENT PORTFOLIO  
September 30, 2022**

<u>Institution</u>	<u>Instrument Type</u>	<u>Cost Basis</u>	<u>Purchase Date</u>	<u>Yield Rate</u>	<u>Maturity Date</u>	<u>Days to Maturity</u>	<u>Est. Interest Remaining</u>
<b>INTERIM FUNDS - General Operating Funds</b>							
<i>Fifth Third Securities, Inc. - Investments</i>							
1) U.S. Treasury Note	U.S. Treasurer	\$809,937.50	12/15/2021	0.18%	9/30/2022	0	\$2,031.25
2) Goldman Sachs Bk USA	Certificate of Deposit	\$245,000.00	11/27/2019	1.80%	11/28/2022	59	\$2,223.12
3) U.S. Treasury Note	U.S. Treasurer	\$506,484.38	12/15/2021	0.31%	1/15/2023	107	\$3,177.08
4) U.S. Treasury Note	U.S. Treasurer	\$516,621.09	12/15/2021	0.46%	6/30/2023	273	\$659.18
5) U.S. Treasury Note	U.S. Treasurer	\$520,019.53	12/15/2021	0.65%	12/31/2023	457	\$3,671.88
6) U.S. Treasury Note	U.S. Treasurer	\$511,816.41	12/15/2021	0.81%	6/30/2024	639	\$7,652.99
7) U.S. Treasury Note	U.S. Treasurer	\$394,556.25	12/15/2021	0.88%	9/15/2024	716	\$9,193.75
<b>Fifth Third Investment Total Subtotal</b>		<b>\$3,504,435.16</b>					
<i>RedTree Investment Group - Investments</i>							
8) Toyota Motor Credit	Commercial Paper	\$1,196,220.00	12/16/2021	0.42%	9/12/2022	-18	\$3,780.00
9) Toyota Motor Credit	Commercial Paper	\$199,325.00	12/20/2021	0.45%	9/16/2022	-14	\$675.00
10) Bank of Montreal	Commercial Paper	\$246,970.56	6/23/2022	2.91%	11/22/2022	53	\$3,029.44
11) U.S. Treasury Bill	U.S. Treasury Bill	\$498,732.02	12/20/2021	0.25%	12/1/2022	62	\$1,267.98
12) Lorain County	Municipal Bond	\$175,000.00	12/30/2020	0.40%	12/1/2022	62	\$350.00
13) Canadian Imp Holding	Commercial Paper	\$246,501.81	6/21/2022	2.87%	12/16/2022	77	\$3,498.19
14) U.S. Treasury Note	U.S. Treasurer	\$598,359.38	12/15/2021	0.37%	1/31/2023	123	\$750.00
15) JP Morgan	Commercial Paper	\$244,019.10	6/21/2022	3.33%	3/13/2023	164	\$5,980.90
16) TD USA	Commercial Paper	\$243,970.00	6/27/2022	3.32%	3/22/2023	173	\$6,030.00
17) Royal Bank of Canada (RBC)	Commercial Paper	\$326,633.38	6/30/2022	3.42%	3/27/2023	178	\$8,366.62
18) U.S. Treasury Note	U.S. Treasurer	\$497,949.22	12/15/2021	0.44%	3/31/2023	182	\$625.00
19) U.S. Treasury Note	U.S. Treasurer	\$496,757.81	12/15/2021	0.61%	9/30/2023	365	\$1,875.00
20) U.S. Treasury Note	U.S. Treasurer	\$497,792.97	12/6/2021	0.61%	10/31/2023	396	\$2,812.50
21) Bethel Local School District	Municipal Bond	\$217,154.25	7/28/2020	1.11%	11/1/2023	397	\$7,845.75
22) U.S. Treasury Note	U.S. Treasurer	\$498,750.00	12/3/2021	0.63%	11/30/2023	426	\$3,750.00
23) City of Farview Park	Municipal Bond	\$165,000.00	7/1/2021	0.35%	12/1/2023	427	\$858.84
24) U.S. Treasury Note	U.S. Treasurer	\$249,658.20	6/30/2021	0.42%	4/15/2024	563	\$1,875.00
25) Federal Home Loan Bank	U.S. Gov't Agency Note	\$150,000.00	6/28/2021	0.40%	6/28/2024	637	\$780.00
26) Federal Home Loan Bank	U.S. Gov't Agency Note	\$260,000.00	8/26/2021	0.54%	8/26/2024	696	\$1,690.00
<b>Government Debt - Federal Agency Subtotal</b>		<b>\$7,008,793.70</b>					
<i>Cash Accounts</i>							
1) First Commonwealth Bank	Checking - SM	\$129,114.76	9/30/2022	0.06%	10/1/2022	1	\$0.21
2) Federated Govt Obligations Is	Money Market	\$28,378.45	9/30/2022	2.10%	10/1/2022	1	\$1.63
3) First American Obligations Fund	Money Market	\$13,062.15	9/30/2022	2.10%	10/1/2022	1	\$0.75
4) Star Ohio - General	Money Market	\$22,724,066.99	9/30/2022	2.28%	10/1/2022	1	\$1,419.48
<b>Cash Account Subtotal</b>		<b>\$22,894,622.35</b>					
<b>Total Interim Funds</b>		<b>\$33,407,851.21</b>					
<b>ACTIVE FUNDS - General Operating Funds</b>							
1) First Commonwealth Bank	Checking - General	\$8,546,031.00	9/30/2022	0.02%	10/1/2022	1	\$4.68
2) First Commonwealth Bank	Checking - Payroll	\$417,247.16	9/30/2022	0.00%	10/1/2022	1	\$0.00
<b>Total Active Funds</b>		<b>\$8,963,278.16</b>					
<b>Total Active and Interim Funds - General Operating</b>		<b>\$42,371,129.37</b>		<b>1.44%</b>		<b>62</b>	<b>\$85,876.22</b>

**BIG WALNUT LOCAL SCHOOL DISTRICT  
CONSTRUCTION - INVESTMENT PORTFOLIO  
September 30, 2022**

<u>Institution</u>	<u>Instrument Type</u>	<u>Cost Basis</u>	<u>Purchase Date</u>	<u>Yield Rate</u>	<u>Maturity Date</u>	<u>Days to Maturity</u>	<u>Est. Earnings Remaining</u>
<b>May 2019 - Bond Proceeds</b>							
<i>Commercial Paper</i>							
1) TD USA	Commercial Paper	\$497,738.75	6/27/2022	2.02%	9/16/2022	-14	\$2,261.25
2) ING US CP	Commercial Paper	\$825,363.30	6/29/2022	2.22%	9/28/2022	-2	\$4,636.70
3) MUFG Bank	Commercial Paper	\$864,840.42	5/31/2022	1.76%	9/30/2022	0	\$5,159.58
4) Mizuho Securities	Commercial Paper	\$823,014.16	6/29/2022	2.55%	10/27/2022	27	\$6,985.84
5) JP Morgan	Commercial Paper	\$494,779.17	5/23/2022	2.12%	11/18/2022	49	\$5,220.83
6) MUFG Bank	Commercial Paper	\$455,016.67	8/29/2022	3.29%	12/27/2022	88	\$4,983.33
7) Societe Generale	Commercial Paper	\$1,006,649.33	7/28/2022	3.14%	12/27/2022	88	\$13,350.67
<b>Commercial Paper Subtotal</b>		<u>\$4,967,401.80</u>					
8) First American Treasury Obligations Fund	Money Market	\$8,844.78	9/30/2022	2.10%	10/1/2022	1	\$0.51
9) Star Ohio - Construction Fund	Money Market	\$720,682.45	9/30/2022	2.28%	10/1/2022	1	\$45.02
<b>Subtotal</b>		<u>\$729,527.23</u>					
<b>Total May 2019 - Bond Proceeds</b>		<u>\$5,696,929.03</u>					
<b>Grand Total Construction Proceeds</b>		<u>\$5,696,929.03</u>		<u>2.43%</u>		<u>29</u>	<u>\$42,643.73</u>

**BIG WALNUT LOCAL SCHOOL DISTRICT**  
**INVESTMENT EARNINGS REVENUE**  
**September 30, 2022**

<b>Fund</b>	<b>Month to Date</b>	<b>Year to Date</b>
General Fund (001)	\$0.00	\$59,562.27
Building Project Fund (004-9017)	\$0.00	\$10,900.14
Food Service Fund (006)	\$0.00	\$1,315.54
Sunbury Meadows CDA (022-9200)	\$0.00	\$0.73
Auxillary Services Fund (401)	\$0.00	\$212.62
<b>Total All Funds</b>	<b>\$0.00</b>	<b>\$71,991.30</b>



**Thank you for your review of the September 2021 Big Walnut  
Local School District Financial Report.**



Big Walnut Local School District  
110 Tippet Court  
Sunbury, OH 43074