

Big Walnut Local School District

Monthly Financial Report

for the month ended
August 31, 2023



Prepared By:
Darren Jenkins
Treasurer

Table of Contents

<u>Description</u>	<u>Page</u>
Pie Chart of Estimated Revenue and Expenditures for fiscal years 2023-24 and 2013-14	1
Comparison of Fiscal Year 2024 YTD Estimated Revenue and Expenditures with Fiscal Year 2024 YTD Actuals	2

Variance Analysis

Comparison of Monthly Ending Cash Balances	4 & 5
Comparison of Monthly and Total Revenues & Other Financing Sources	6 & 7
Comparison of Monthly and Total General Property Tax (Real Estate)	8 & 9
Comparison of Monthly and Total Tangible Personal Property Tax (PUPP)	10 & 11
Comparison of Monthly and Total Income Tax	12 & 13
Comparison of Monthly and Total State Grants-in-Aid (Unrestricted & Restricted)	14 & 15
Comparison of Monthly and Total State Property Tax Allocations	16 & 17
Comparison of Monthly and Total Other Revenues & Other Financing Sources	18 & 19
Comparison of Monthly and Total Expenditures & Other Financing Uses	20 & 21
Comparison of Monthly and Total Personal Services (Salaries & Wages)	22 & 23
Comparison of Monthly and Total Employees' Retirement/Insurance Benefits	24 & 25
Comparison of Monthly and Total Purchased Services	26 & 27
Comparison of Monthly and Total Supplies and Materials	28 & 29
Comparison of Monthly and Total Capital Outlay	30 & 31
Comparison of Monthly and Total Other Expenditure Objects & Other Financing Uses	32 & 33

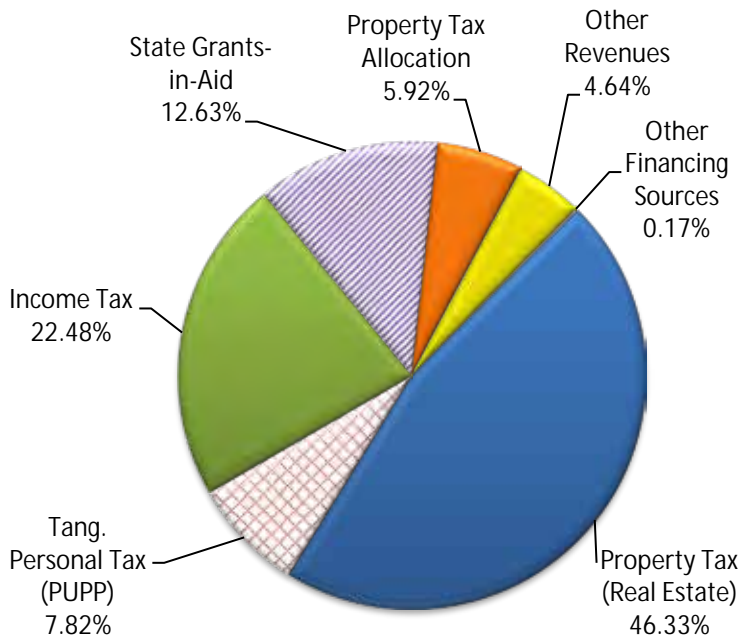
All Funds Reports

Receipts, Expenditures and Fund Balances All Funds (Fund Report)	35
Summary Check Register (Disbursement Report)	36 - 46
Comparison of Fiscal Year 2024 YTD Appropriations with Fiscal YTD Actual Expenditures – All Funds (excluding General Fund)	48
Investments - All Funds	49 - 51

Page Intentionally Left Blank

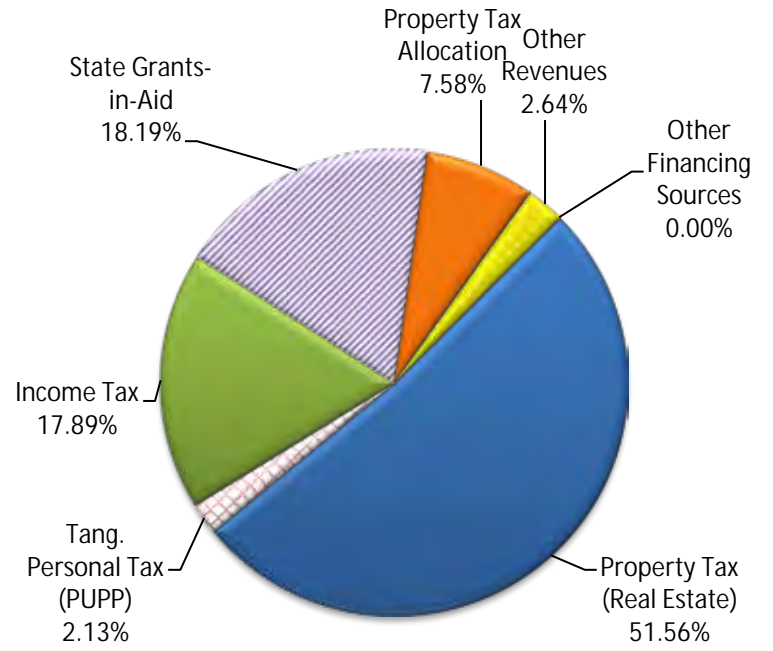
EST. GENERAL FUND REVENUE FY24

\$57,196,300



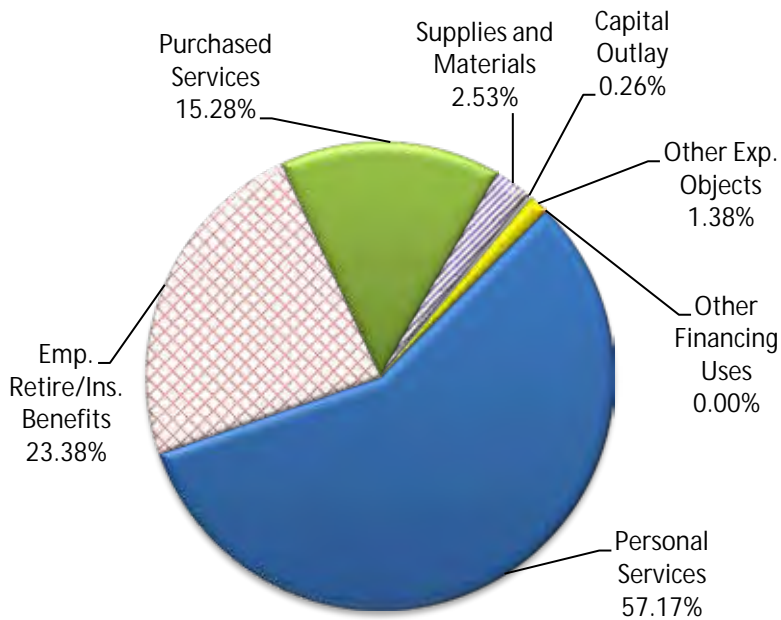
EST. GENERAL FUND REVENUE FY14

\$30,203,662



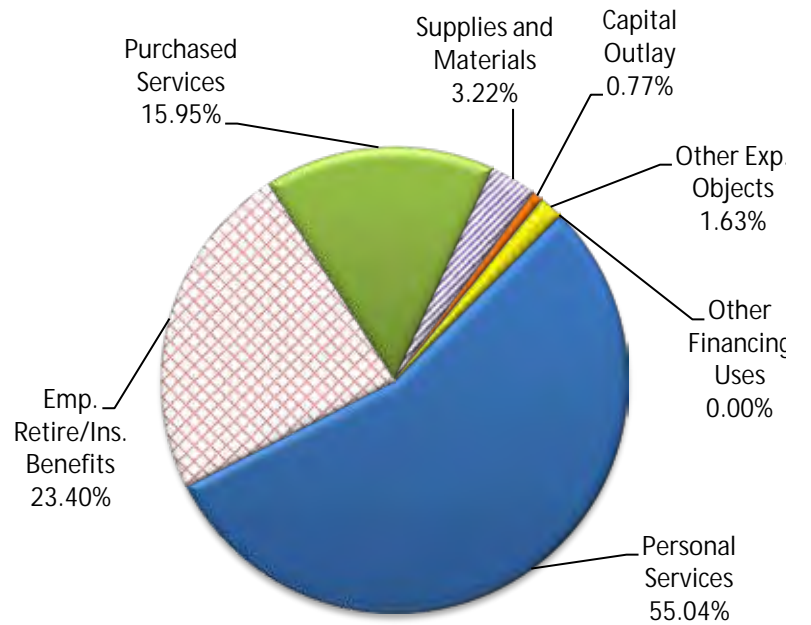
EST. GENERAL FUND EXPENDITURES FY24

\$51,522,171



EST. GENERAL FUND EXPENDITURES FY14

\$29,020,690



	FY 2024	FY 2014	% Change
Enrollment	4,281	3,150	35.90%

as of 8/17/2022

**COMPARISON OF FISCAL YEAR 2024 YEAR-TO-DATE ESTIMATED REVENUES AND
EXPENDITURES WITH FISCAL YEAR 2024 YEAR-TO-DATE ACTUALS
GENERAL & REQUIRED DEBT SERVICE FUNDS ONLY**

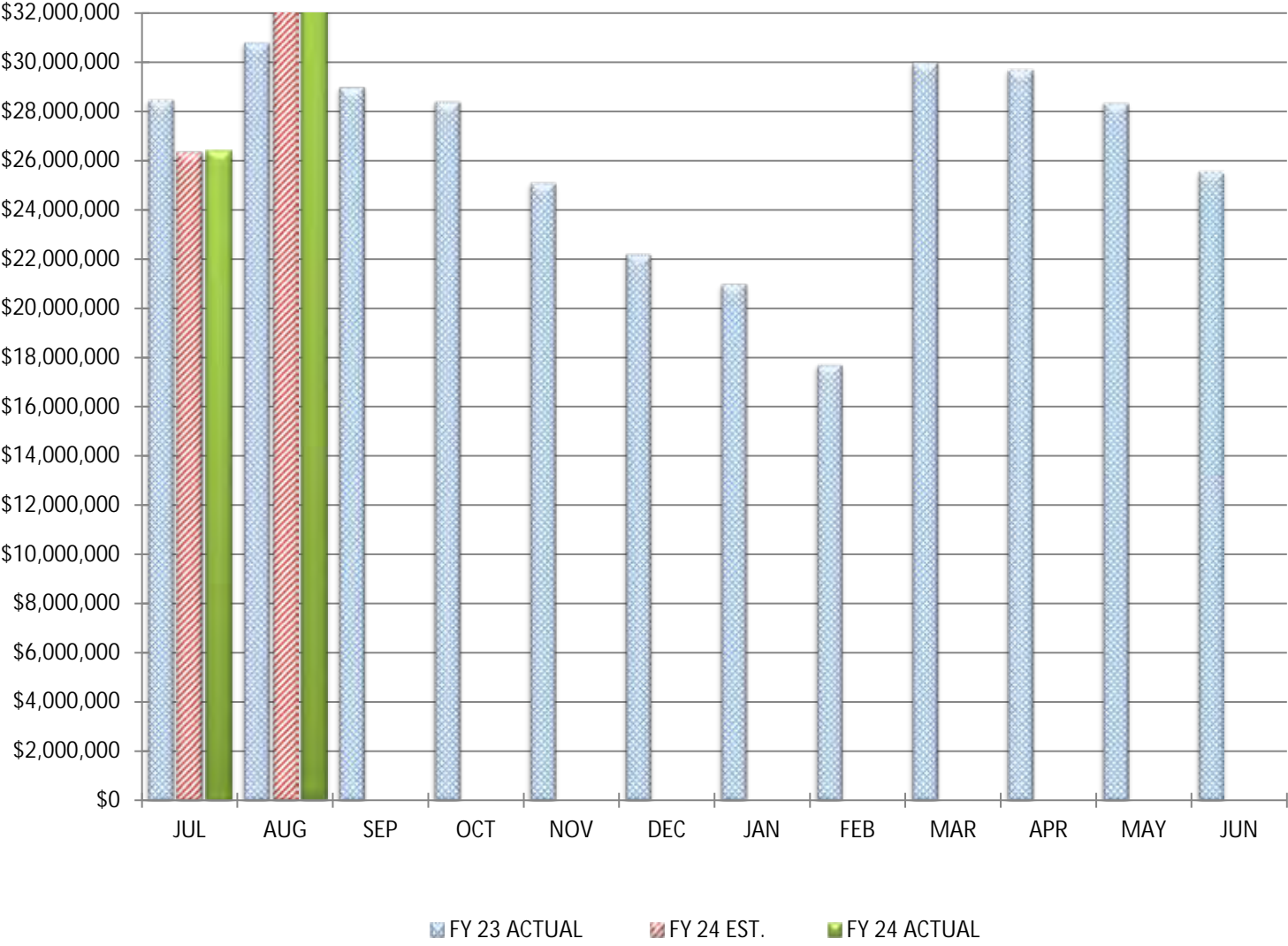
<u>CATEGORY</u>	<u>FY 24 EST.</u>	<u>FY 24 ACTUAL</u>	<u>VARIANCE</u>	<u>PERCENTAGE</u>
Revenues				
General Property Tax (Real Estate)	\$11,567,069	\$11,481,688	(\$85,381)	-0.7%
Tangible Personal Property (PUPP)	2,232,568	2,229,802	(2,766)	-0.1%
Income Tax	4,193,687	4,193,146	(541)	0.0%
Unrestricted State Grants-in-Aid	1,225,979	1,219,954	(6,025)	-0.5%
Restricted State Grants-in-Aid	52,612	52,625	13	0.0%
Property Tax Allocation (Reimb.)	0	0	0	0.0%
All Other Revenues	589,993	602,600	12,607	2.1%
Total Revenues	19,861,908	19,779,814	(82,094)	-0.4%
Other Financing Sources				
Advances-In	\$0	\$0	\$0	0.0%
All Other Financing Sources	4,900	4,874	(26)	-0.5%
Total Other Financing Sources	4,900	4,874	(26)	-0.5%
Total Revenues & Other Fin. Sources	\$19,866,808	\$19,784,688	(\$82,120)	-0.4%
Expenditures				
Personal Services (Salaries & Wages)	\$4,642,259	\$4,528,358	(\$113,901)	-2.5%
Retirement/Insurance Benefits	1,915,298	1,871,134	(44,164)	-2.3%
Purchased Services	985,088	973,031	(12,057)	-1.2%
Supplies and Materials	667,941	667,628	(313)	0.0%
Capital Outlay	111,650	110,270	(1,380)	-1.2%
Other Expenditure Objects	267,297	273,636	6,339	2.4%
Total Expenditures	8,589,533	8,424,057	(165,476)	-1.9%
Other Financing Uses				
Operating Transfers-Out	\$0	\$0	\$0	0.0%
Advances-Out	0	0	0	0.0%
All Other Financing Uses	0	0	0	0.0%
Total Other Financing Uses	\$0	\$0	\$0	0.0%
Total Expenditures & Other Fin. Uses	\$8,589,533	\$8,424,057	(\$165,476)	-1.9%
Excess of Revenues & Other Fin. Sources over (under) Expenditures & Other Fin. Uses	\$11,277,275	\$11,360,631	\$83,356	0.7%
Beginning Cash Balance July 1	\$25,566,322	\$25,566,322	\$0	0.0%
Ending Cash Balance	\$36,843,597	\$36,926,952	\$83,356	0.2%
Estimated Encumbrances	\$0	\$4,774,658	(\$4,774,658)	
Unreserved Fund Balance	\$36,843,597	\$32,152,295	(\$4,691,302)	



BIG WALNUT | INSPIRE
LOCAL SCHOOLS | & GUIDE

VARIANCE ANALYSIS - GENERAL FUND

COMPARISON OF MONTHLY ENDING CASH BALANCES



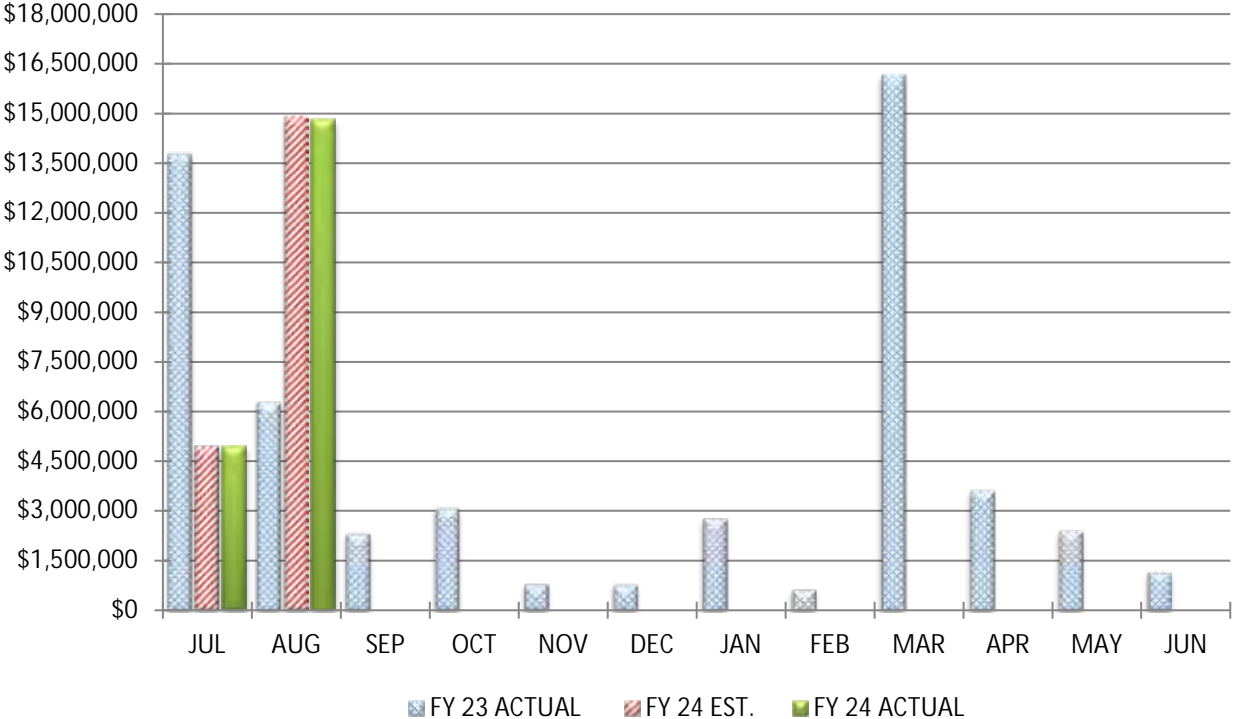
COMPARISON OF MONTHLY ENDING CASH BALANCES

August 31, 2023

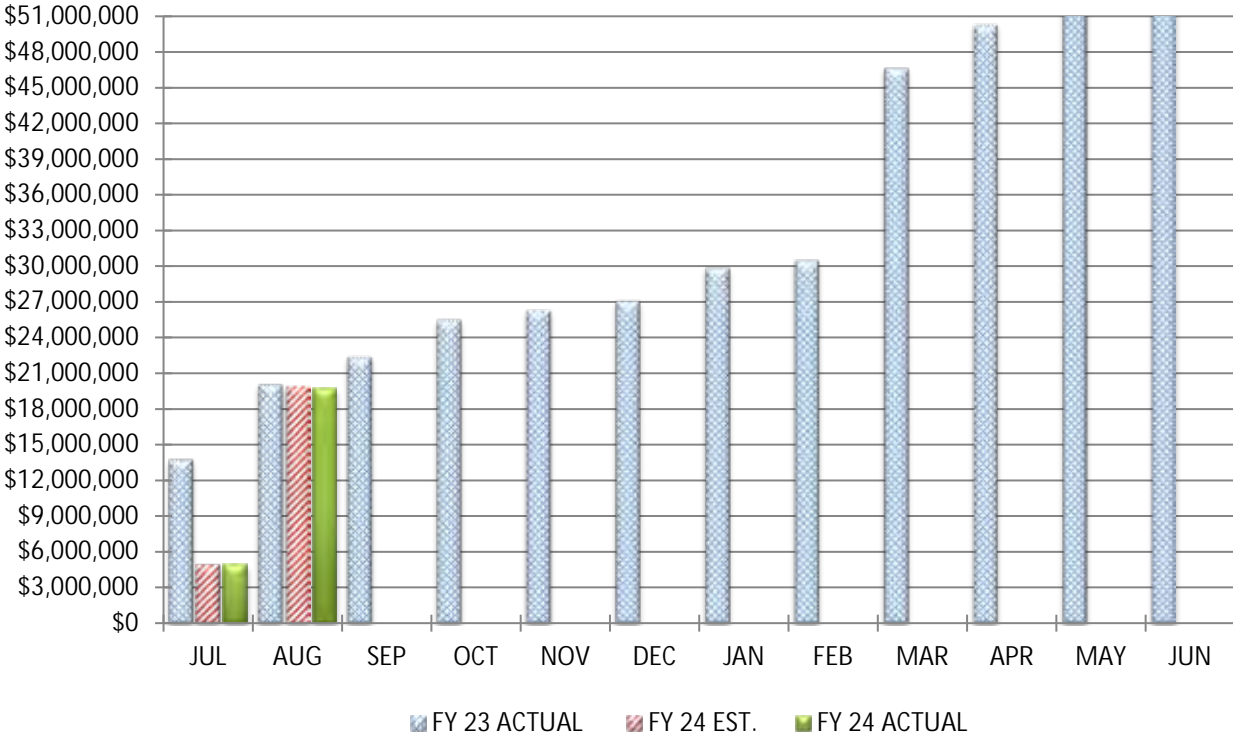
Actual Cash Balance		\$36,926,952
Estimated Cash Balance		\$36,843,597
Variance From Estimate	OVER	\$83,356
Percent Variance From Estimate	OVER	0.23%
Previous Year Cash Balance		\$30,802,700

COMMENTS: We are on target with our annual estimates.

COMPARISON OF TOTAL MONTHLY REVENUES & OTHER FINANCING SOURCES



COMPARISON OF TOTAL YEAR-TO-DATE REVENUES & OTHER FINANCING SOURCES

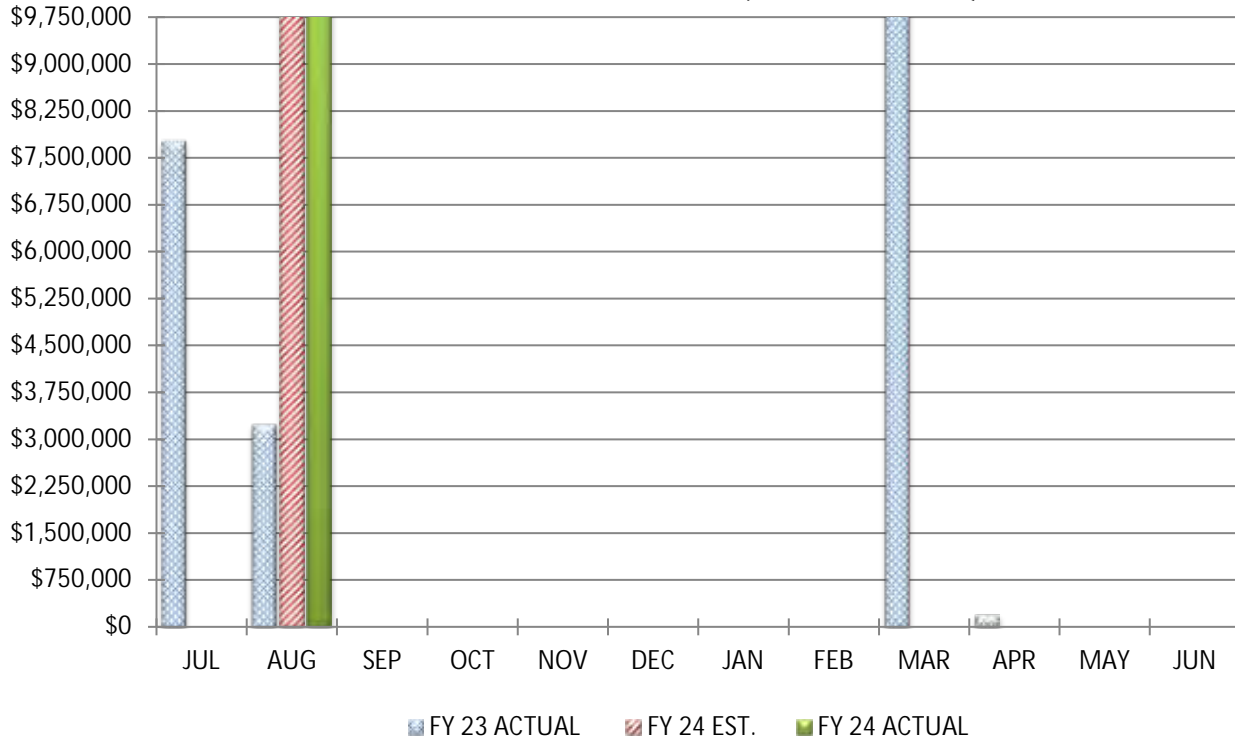


COMPARISON TOTAL REVENUES & OTHER FINANCING SOURCES

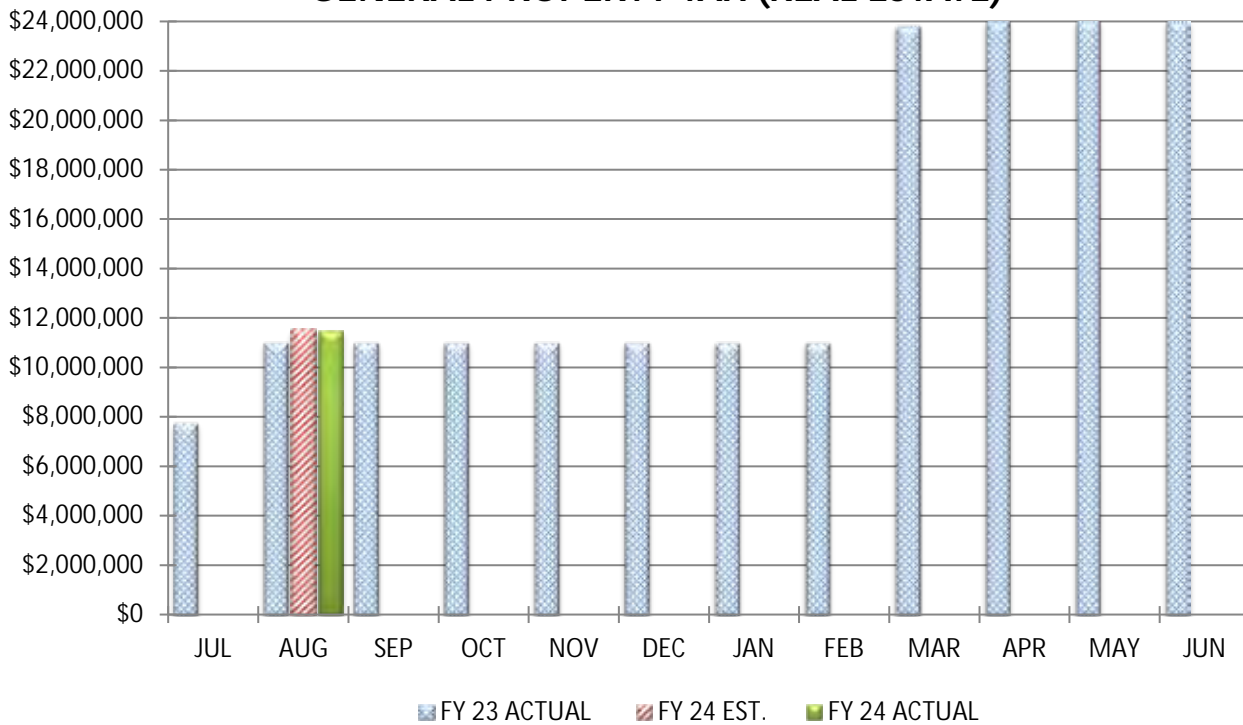
		August 31, 2023			
		<u>MONTH</u>		<u>YEAR-TO-DATE</u>	
Actual Receipts		\$14,824,399		\$19,784,688	
Estimated Receipts		\$14,909,675		\$19,866,808	
Variance From Estimate	UNDER	(\$85,276)		UNDER	(\$82,120)
Variance From Estimate	UNDER	-0.57%		UNDER	-0.41%
Actual Prior Year		\$6,285,299		\$20,087,180	
Total 2023-2024 Estimate				\$57,196,300	
Percent Of Total Estimate Received				34.59%	
Percent Of Budget Year Completed			2 Months	16.67%	

COMMENTS: We are on target with our annual estimates.

COMPARISON OF TOTAL MONTHLY GENERAL PROPERTY TAX (REAL ESTATE)



COMPARISON OF TOTAL YEAR-TO-DATE GENERAL PROPERTY TAX (REAL ESTATE)



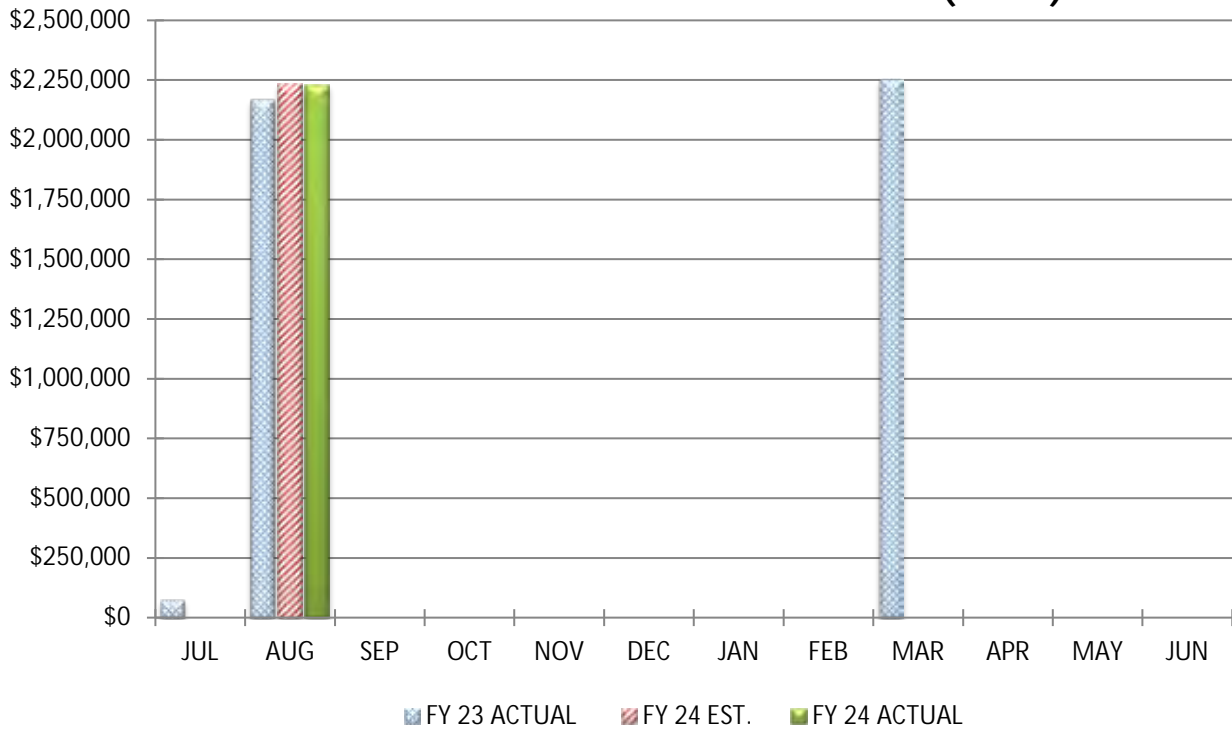
COMPARISON OF GENERAL PROPERTY TAX (REAL ESTATE)

August 31, 2023

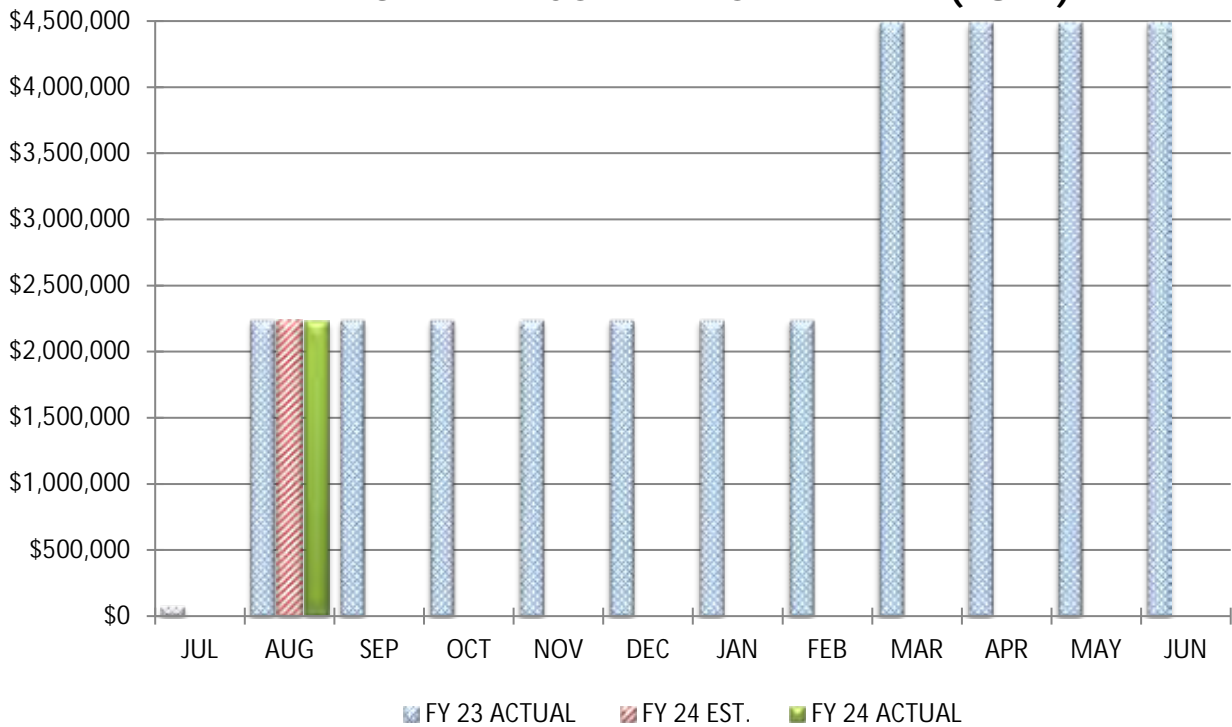
		<u>MONTH</u>		<u>YEAR-TO-DATE</u>
Actual Real Estate Tax Receipts		\$11,481,688		\$11,481,688
Estimated Real Estate Tax Receipts		\$11,567,069		\$11,567,069
Variance From Estimate	UNDER	(\$85,381)	UNDER	(\$85,381)
Variance From Estimate	UNDER	-0.74%	UNDER	-0.74%
Actual Prior Year		\$3,249,533		\$11,028,971
Total 2023-2024 Estimate				\$26,501,573
Percent Of Total Estimate Received				43.32%
Percent Of Budget Year Completed			2 months	16.67%

COMMENTS: We are on target with our annual estimates.

COMPARISON OF TOTAL MONTHLY TANGIBLE PERSONAL PROPERTY TAX (PUPP)



COMPARISON OF TOTAL YEAR-TO-DATE TANGIBLE PERSONAL PROPERTY TAX (PUPP)

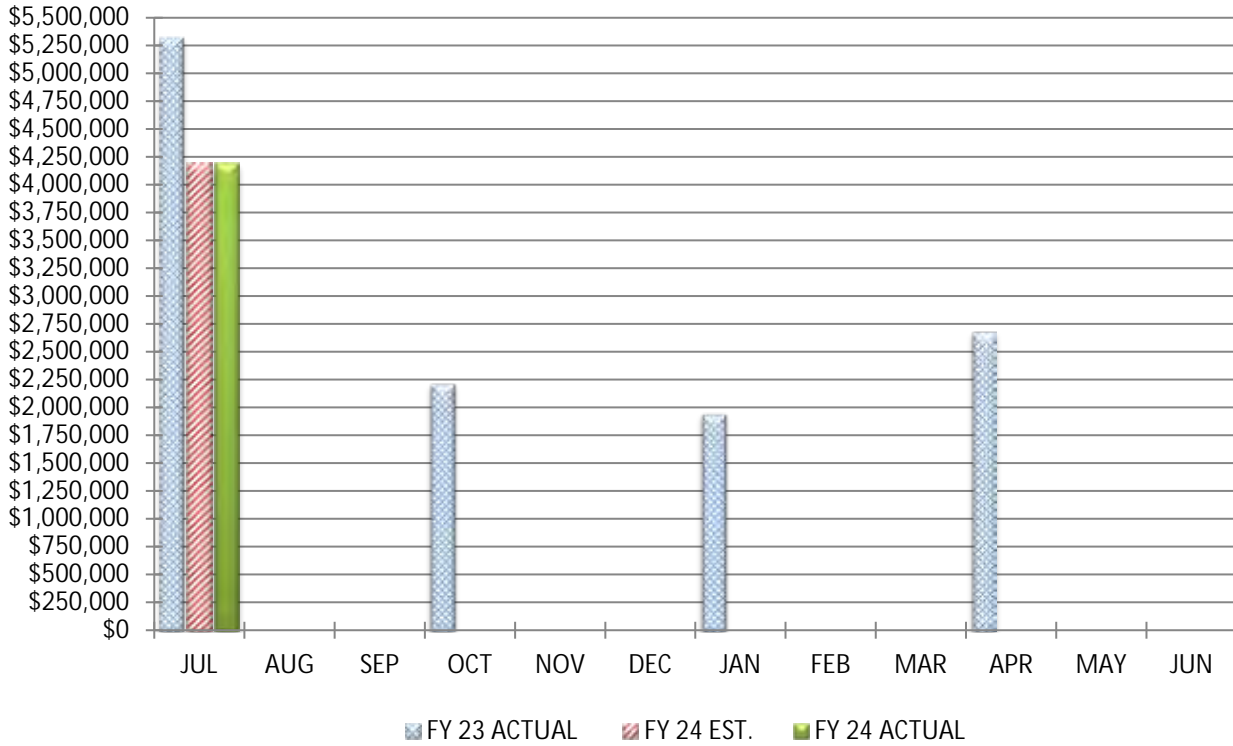


COMPARISON OF TANGIBLE PERSONAL PROPERTY TAX (PUPP)

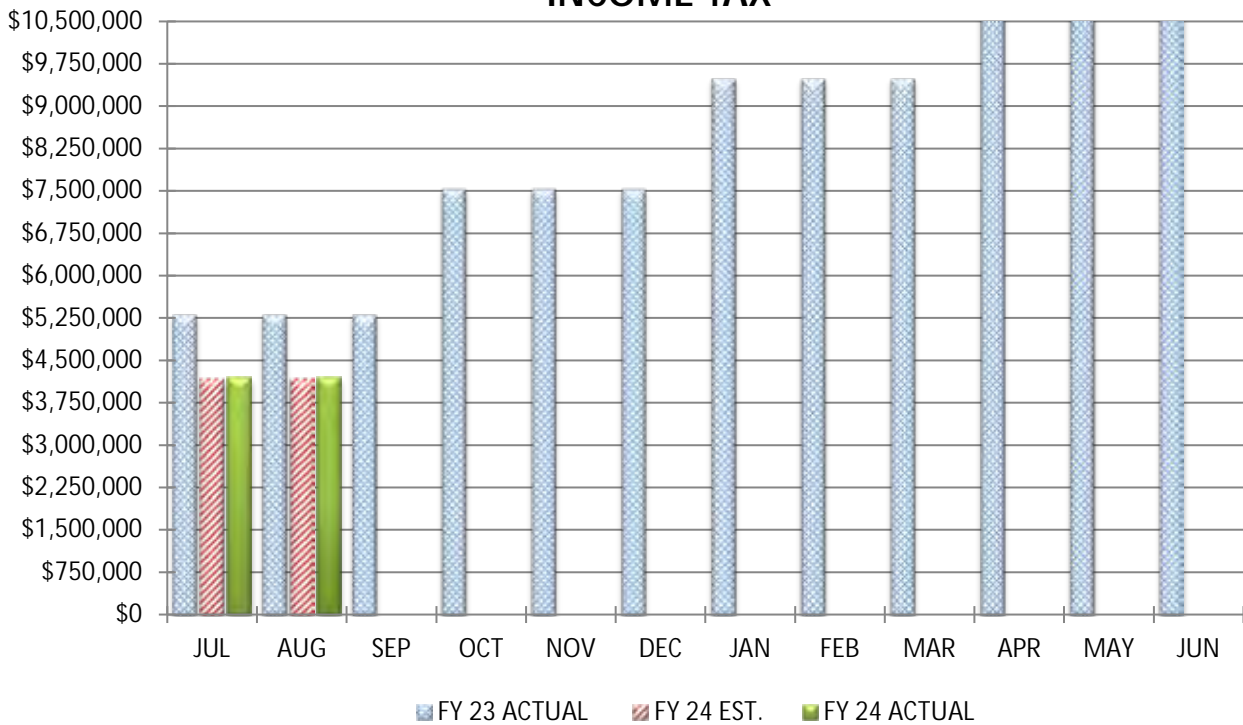
		August 31, 2023			
		<u>MONTH</u>		<u>YEAR-TO-DATE</u>	
Actual PUPP Tax Receipts		\$2,229,802		\$2,229,802	
Estimated PUPP Tax Receipts		\$2,232,568		\$2,232,568	
Variance From Estimate	UNDER	(\$2,766)		UNDER	(\$2,766)
Variance From Estimate	UNDER	-0.12%		UNDER	-0.12%
Actual Prior Year		\$2,164,502		\$2,241,402	
Total 2023-2024 Estimate				\$4,474,344	
Percent Of Total Estimate Received				49.84%	
Percent Of Budget Year Completed			2 months	16.67%	

COMMENTS: We are on target with our annual estimates.

COMPARISON OF TOTAL MONTHLY INCOME TAX



COMPARISON OF TOTAL YEAR-TO-DATE INCOME TAX



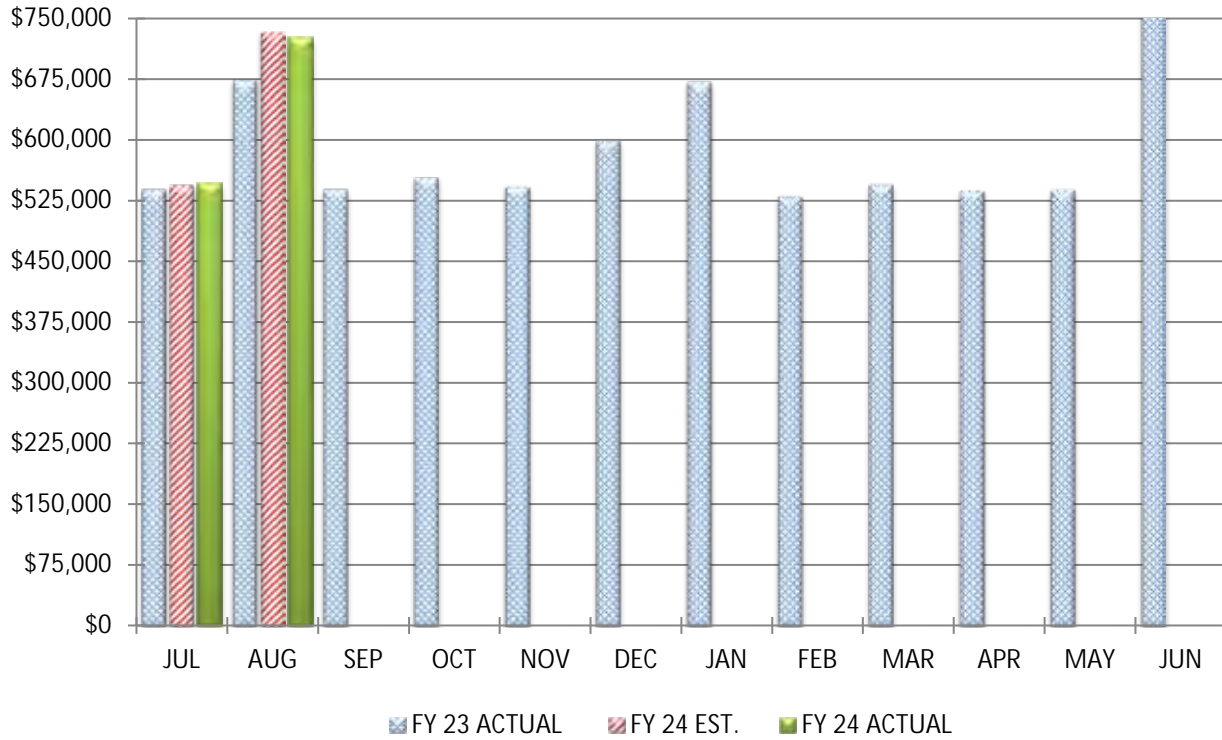
COMPARISON OF INCOME TAX

August 31, 2023

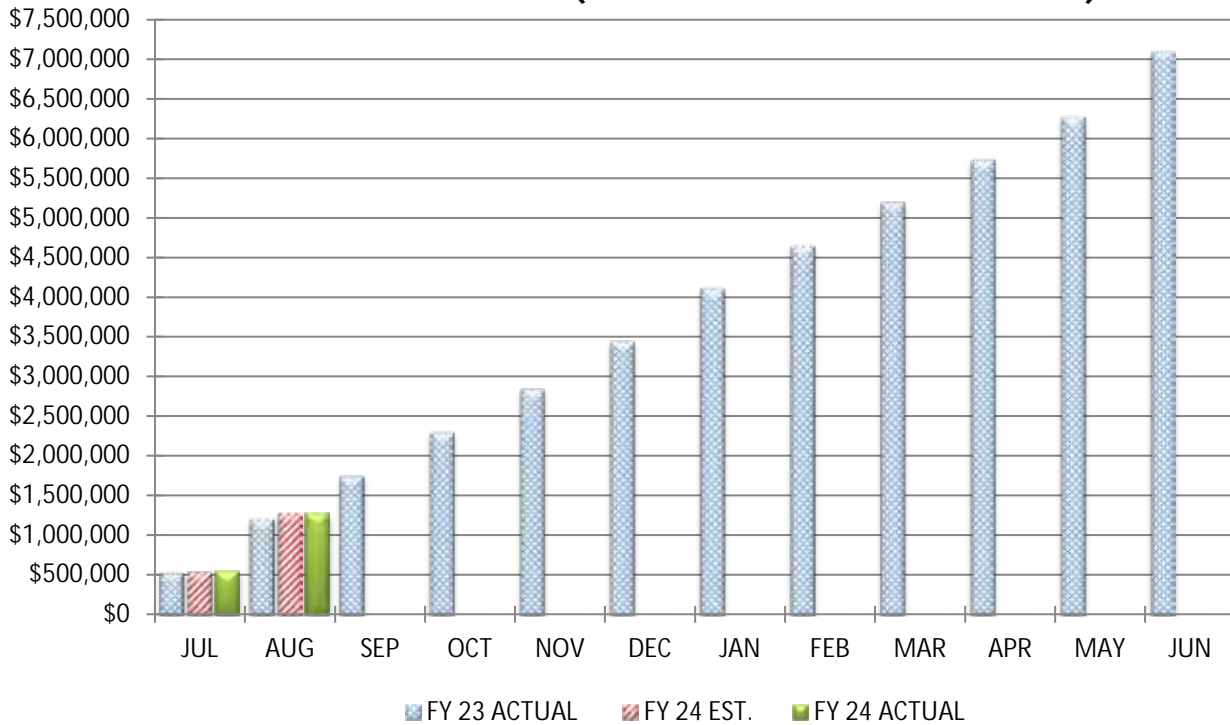
	MONTH		YEAR-TO-DATE
Actual State Receipts	\$0		\$4,193,146
Estimated State Receipts	\$0		\$4,193,687
Variance From Estimate	\$0	UNDER	(\$541)
Variance From Estimate	0.00%	UNDER	-0.01%
Actual Prior Year	\$0		\$5,322,234
Total 2023-2024 Estimate			\$12,860,456
Percent Of Total Estimate Received			32.60%
Percent Of Budget Year Completed		2 months	16.67%

COMMENTS: We are on target with our annual estimates.

COMPARISON OF TOTAL MONTHLY STATE GRANTS-IN-AID (UNRESTRICTED & RESTRICTED)



COMPARISON OF TOTAL YEAR-TO-DATE STATE GRANTS-IN-AID (UNRESTRICTED & RESTRICTED)



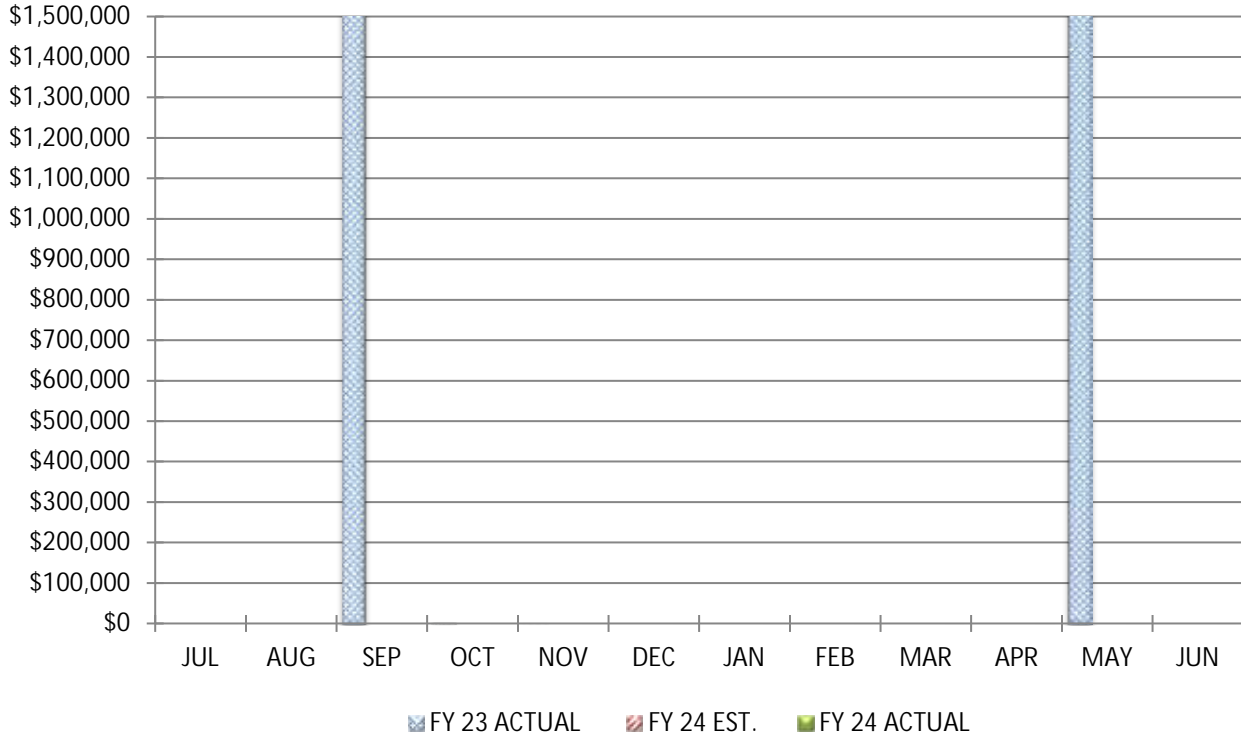
COMPARISON OF STATE GRANTS-IN-AID (UNRESTRICTED & RESTRICTED)

August 31, 2023

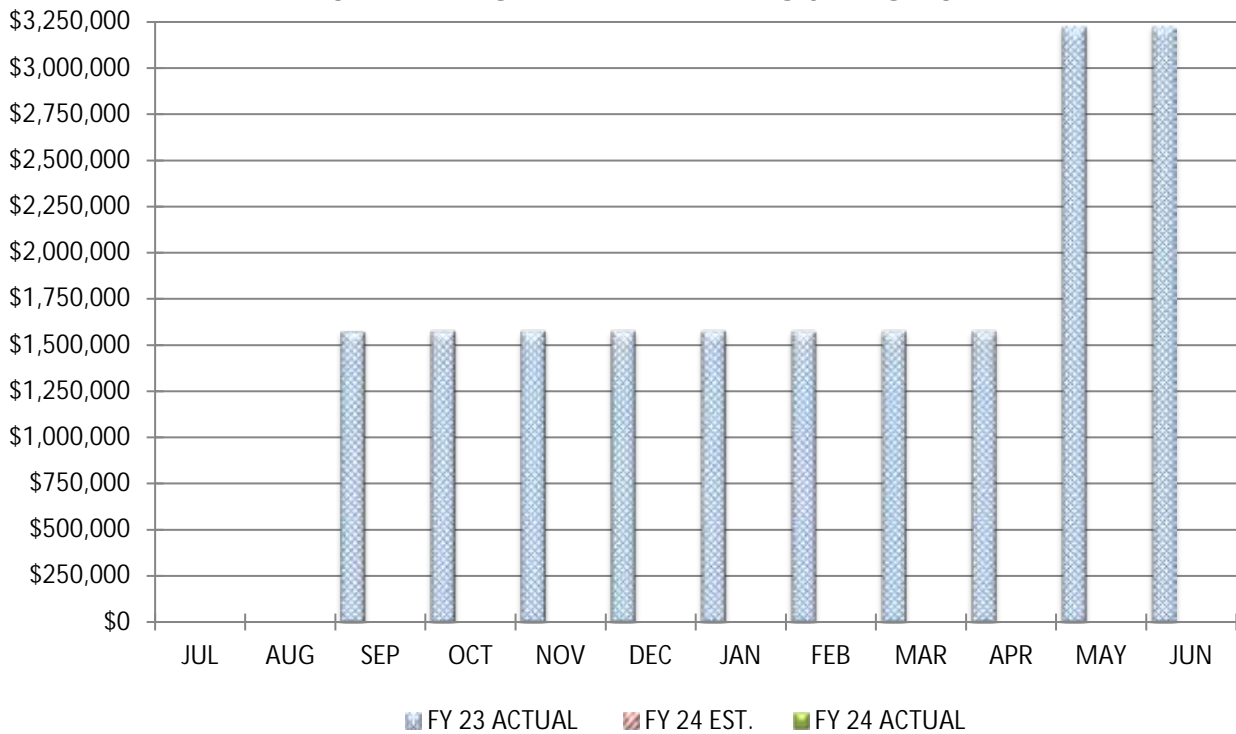
		<u>MONTH</u>		<u>YEAR-TO-DATE</u>
Actual State Receipts		\$726,768		\$1,272,579
Estimated State Receipts		\$733,572		\$1,278,591
Variance From Estimate	UNDER	(\$6,804)	UNDER	(\$6,012)
Variance From Estimate	UNDER	-0.93%	UNDER	-0.47%
Actual Prior Year		\$674,404		\$1,213,728
Total 2023-2024 Estimate				\$7,223,917
Percent Of Total Estimate Received				17.62%
Percent Of Budget Year Completed			2 months	16.67%

COMMENTS: We are on target with our annual estimates.

COMPARISON OF TOTAL MONTHLY STATE PROPERTY TAX ALLOCATIONS



COMPARISON OF TOTAL YEAR-TO-DATE STATE PROPERTY TAX ALLOCATIONS

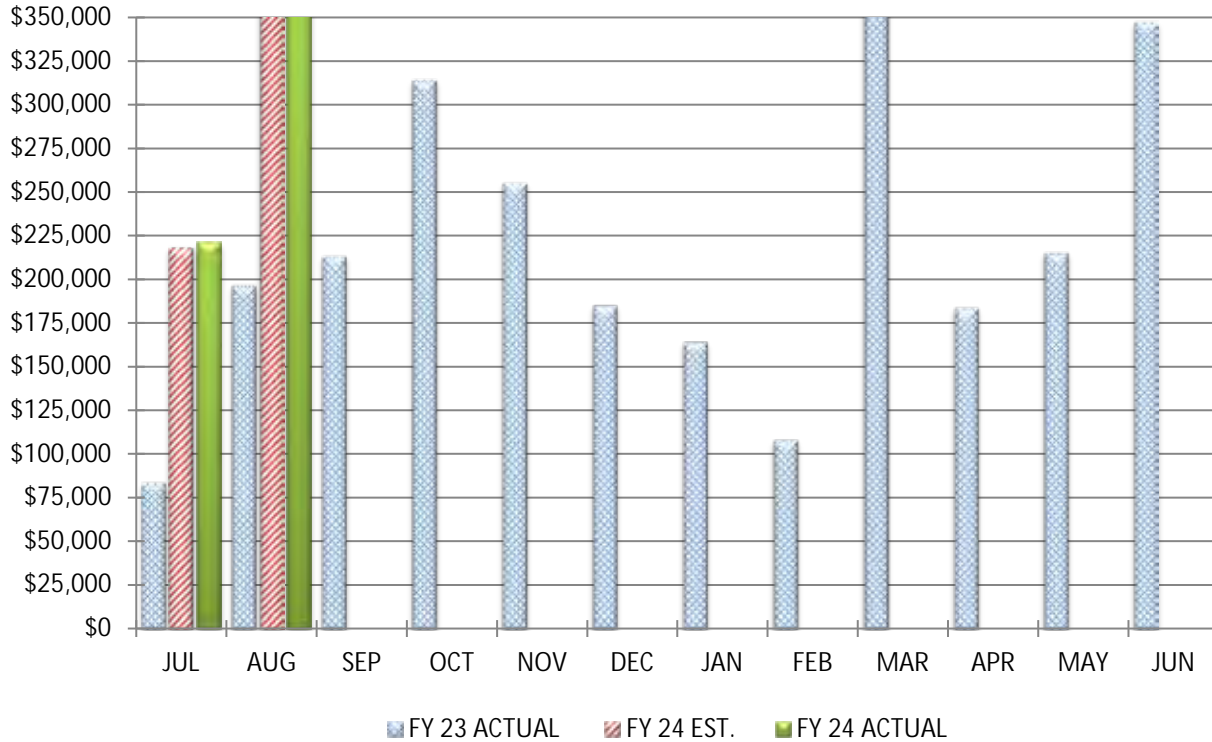


COMPARISON OF STATE PROPERTY TAX ALLOCATIONS

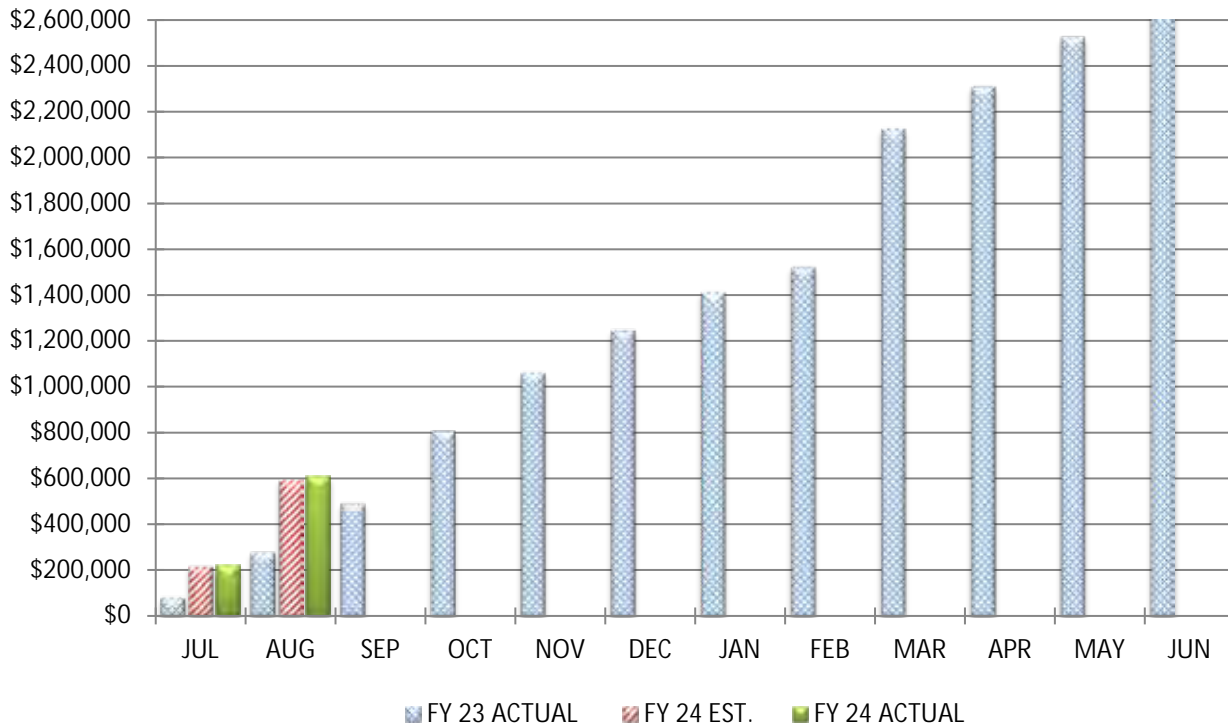
	August 31, 2023	
	MONTH	YEAR-TO-DATE
Actual Tax Allocation Receipts	\$0	\$0
Estimated Tax Allocation Receipts	\$0	\$0
Variance From Estimate	\$0	\$0
Variance From Estimate	0.00%	0.00%
Actual Prior Year	\$0	\$0
Total 2023-2024 Estimate		\$3,387,624
Percent Of Total Estimate Received		0.00%
Percent Of Budget Year Completed	2 months	16.67%

COMMENTS: We are on target with our annual estimates.

COMPARISON OF TOTAL MONTHLY OTHER REVENUES & OTHER FINANCING SOURCES



COMPARISON OF TOTAL YEAR-TO-DATE OTHER REVENUES & OTHER FINANCING SOURCES



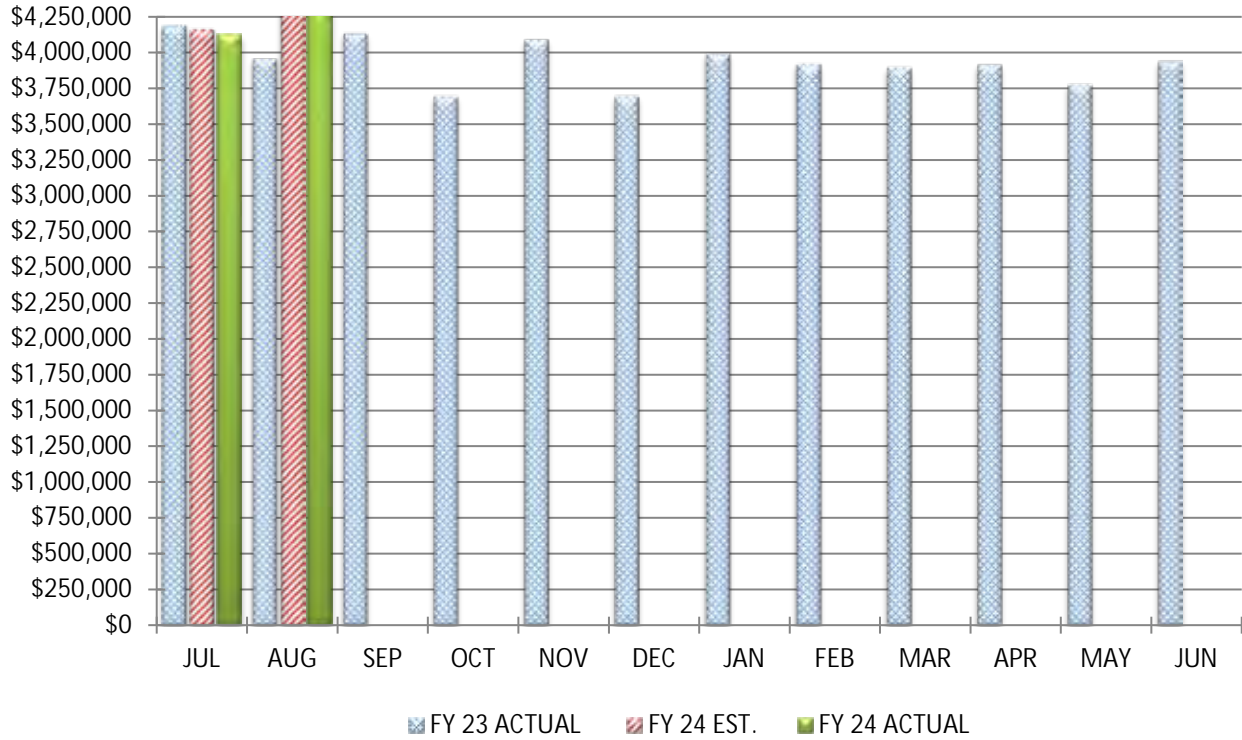
COMPARISON OF OTHER REVENUES & OTHER FINANCING SOURCES

August 31, 2023

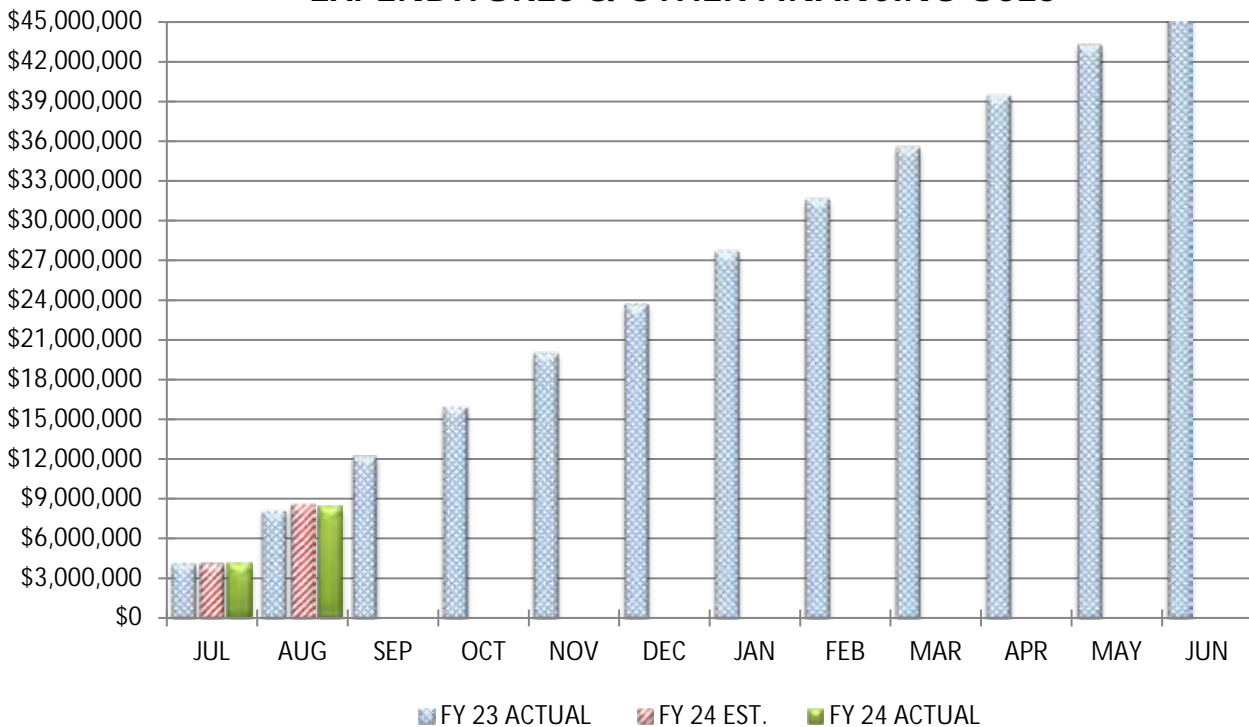
		<u>MONTH</u>		<u>YEAR-TO-DATE</u>
Actual Other Receipts		\$386,141		\$607,474
Estimated Other Receipts		\$376,466		\$594,893
Variance From Estimate	OVER	\$9,675	OVER	\$12,581
Variance From Estimate	OVER	2.57%	OVER	2.11%
Actual Prior Year		\$196,860		\$280,846
Total 2023-2024 Estimate				\$2,748,386
Percent Of Total Estimate Received				22.10%
Percent Of Budget Year Completed		2 months		16.67%

COMMENTS: We are on target with our annual estimates.

COMPARISON OF TOTAL MONTHLY EXPENDITURES & OTHER FINANCING USES



COMPARISON OF TOTAL YEAR-TO-DATE EXPENDITURES & OTHER FINANCING USES

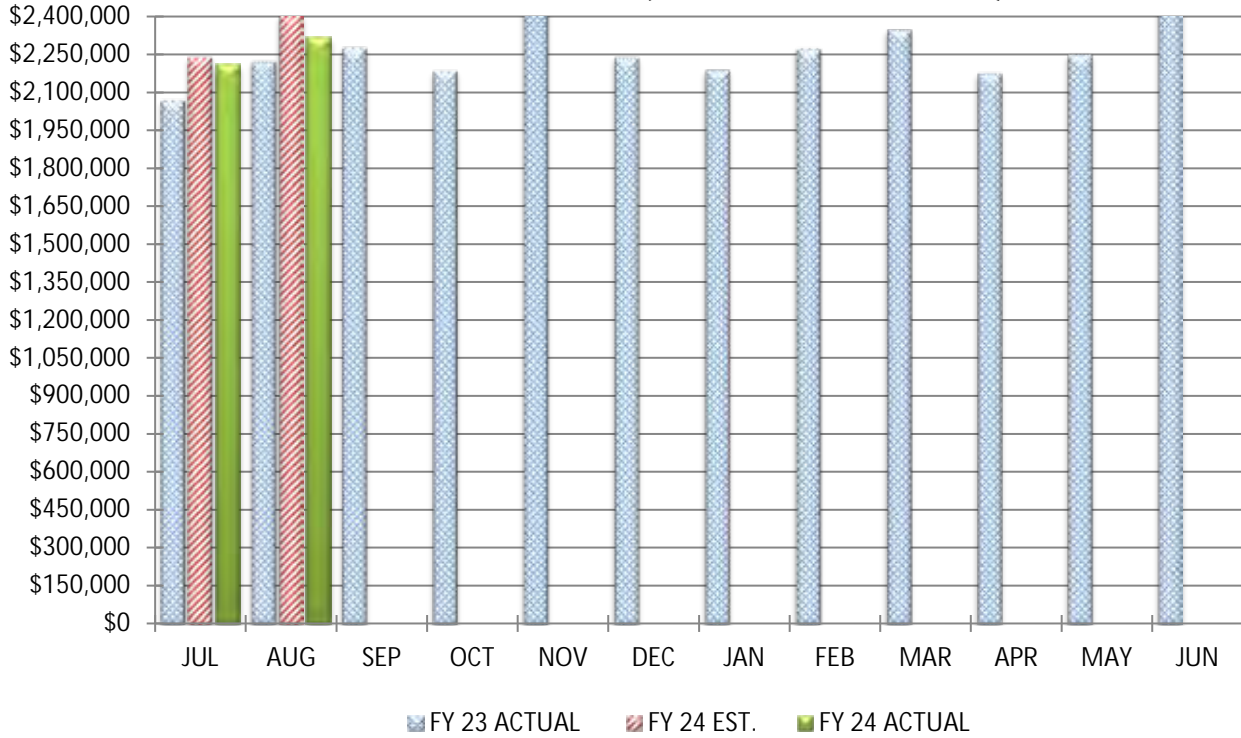


COMPARISON OF TOTAL EXPENDITURES & OTHER FINANCING USES

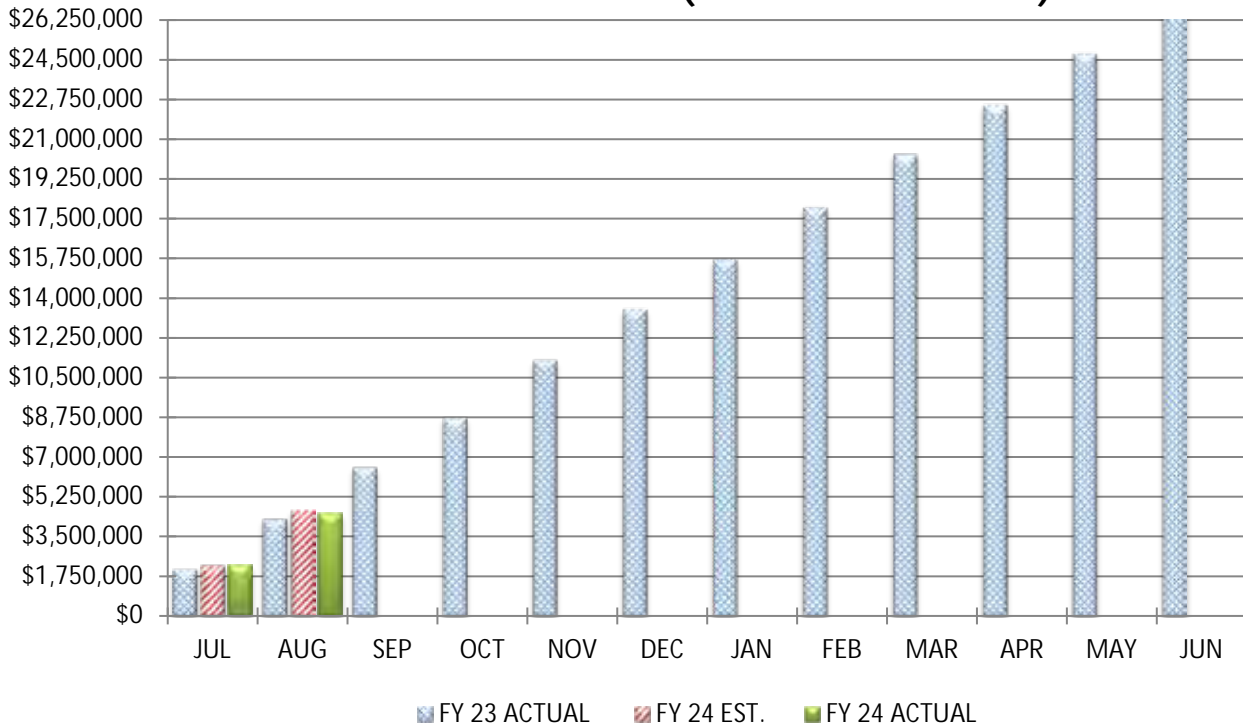
		August 31, 2023			
		<u>MONTH</u>		<u>YEAR-TO-DATE</u>	
Actual Expenditures		\$4,297,898		\$8,424,057	
Estimated Expenditures		\$4,427,751		\$8,589,533	
Variance From Estimate	UNDER	(\$129,853)	UNDER	(\$165,476)	
Variance From Estimate	UNDER	-2.93%	UNDER	-1.93%	
Actual Prior Year		\$3,954,887		\$8,142,953	
Total 2023-2024 Estimate				\$51,522,171	
Percent Of Total Estimate Spent				16.35%	
Percent Of Budget Year Completed			2 months	16.67%	

COMMENTS: We are on target with our annual estimates.

COMPARISON OF TOTAL MONTHLY PERSONAL SERVICES (SALARIES & WAGES)



COMPARISON OF TOTAL YEAR-TO-DATE PERSONAL SERVICES (SALARIES & WAGES)

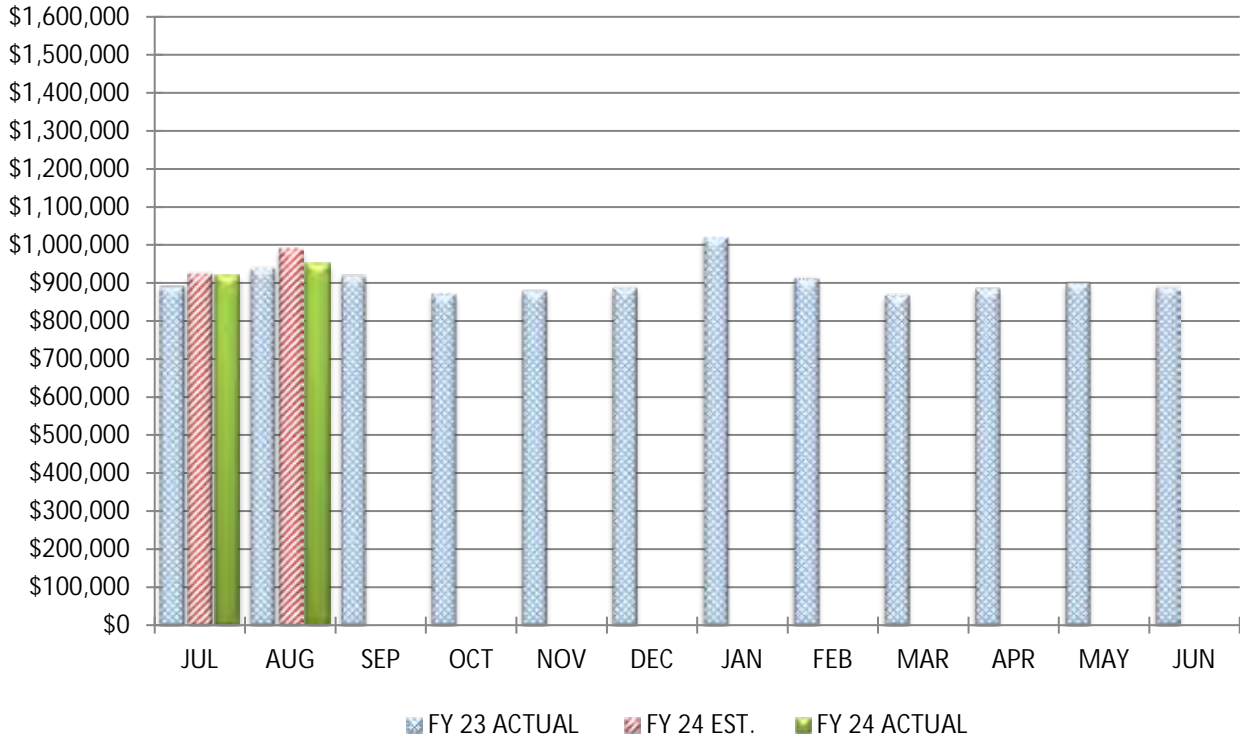


COMPARISON OF PERSONAL SERVICES (SALARIES & WAGES)

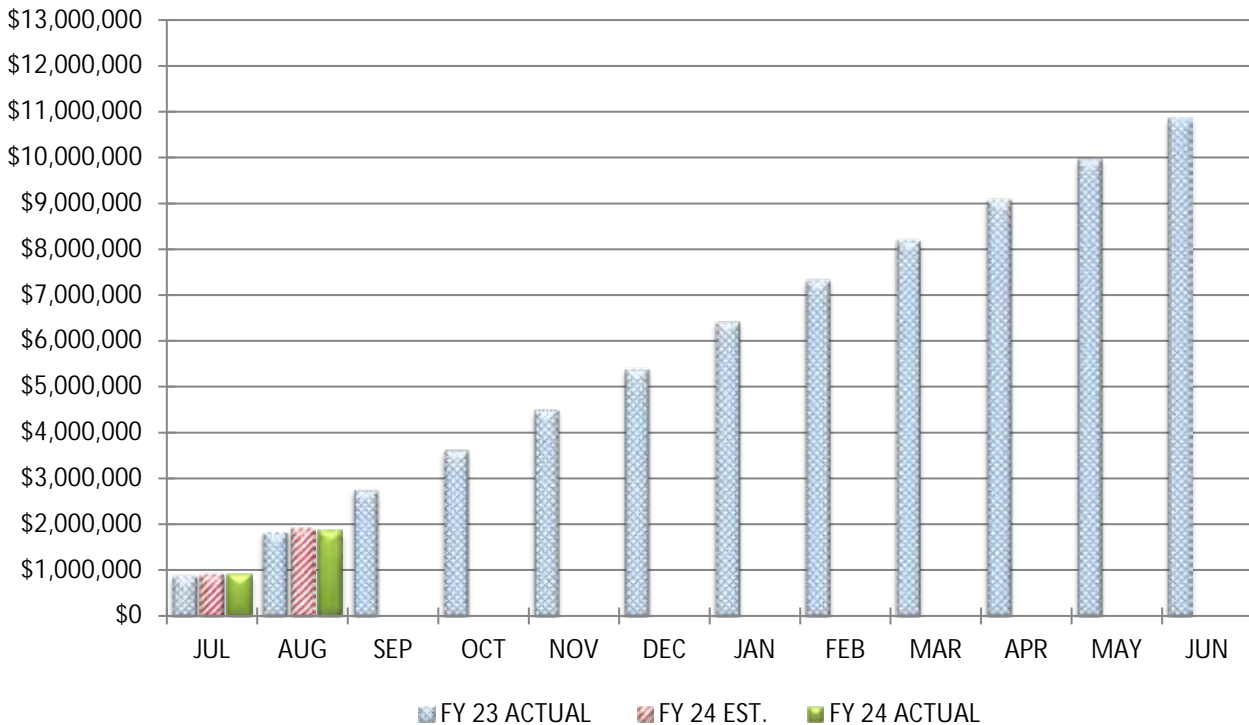
		August 31, 2023			
		<u>MONTH</u>		<u>YEAR-TO-DATE</u>	
Actual Wage Expenditures		\$2,317,471		\$4,528,358	
Estimated Wage Expenditures		\$2,403,538		\$4,642,259	
Variance From Estimate	UNDER	(\$86,067)		UNDER	(\$113,901)
Variance From Estimate	UNDER	-3.58%		UNDER	-2.45%
Actual Prior Year		\$2,222,143		\$4,291,908	
Total 2023-2024 Estimate				\$29,453,373	
Percent Of Total Estimate Spent				15.37%	
Percent Of Budget Year Completed			2 months	16.67%	

COMMENTS: We are on target with our annual estimates.

COMPARISON OF TOTAL MONTHLY EMPLOYEES' RETIREMENT/INSURANCE BENEFITS



COMPARISON OF TOTAL YEAR-TO-DATE EMPLOYEES' RETIREMENT/INSURANCE BENEFITS



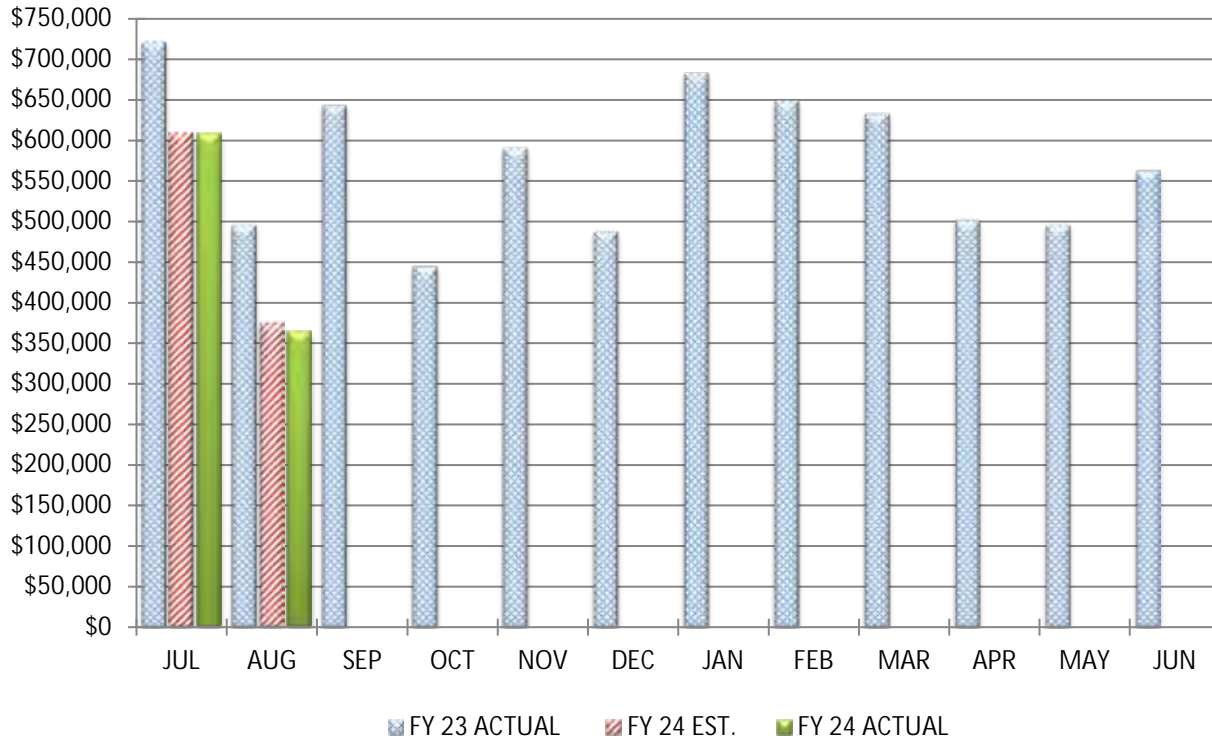
COMPARISON OF EMPLOYEES' RETIREMENT/INSURANCE BENEFITS

August 31, 2023

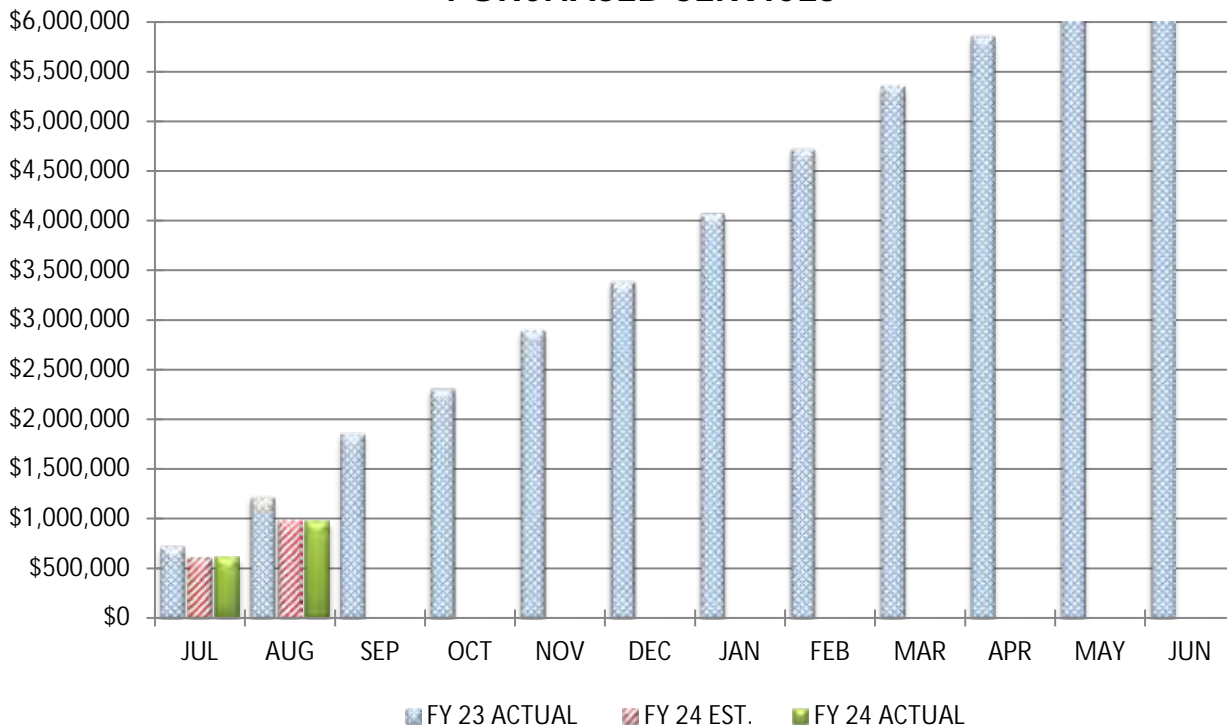
		<u>MONTH</u>		<u>YEAR-TO-DATE</u>
Actual Fringe Benefit Expenditures		\$952,295		\$1,871,134
Estimated Fringe Benefit Expenditures		\$990,944		\$1,915,298
Variance From Estimate	UNDER	(\$38,649)	UNDER	(\$44,164)
Variance From Estimate	UNDER	-3.90%	UNDER	-2.31%
Actual Prior Year		\$939,618		\$1,831,405
Total 2023-2024 Estimate				\$12,044,992
Percent Of Total Estimate Spent				15.53%
Percent Of Budget Year Completed		2 months		16.67%

COMMENTS: We are on target with our annual estimates.

COMPARISON OF TOTAL MONTHLY PURCHASED SERVICES



COMPARISON OF TOTAL YEAR-TO-DATE PURCHASED SERVICES



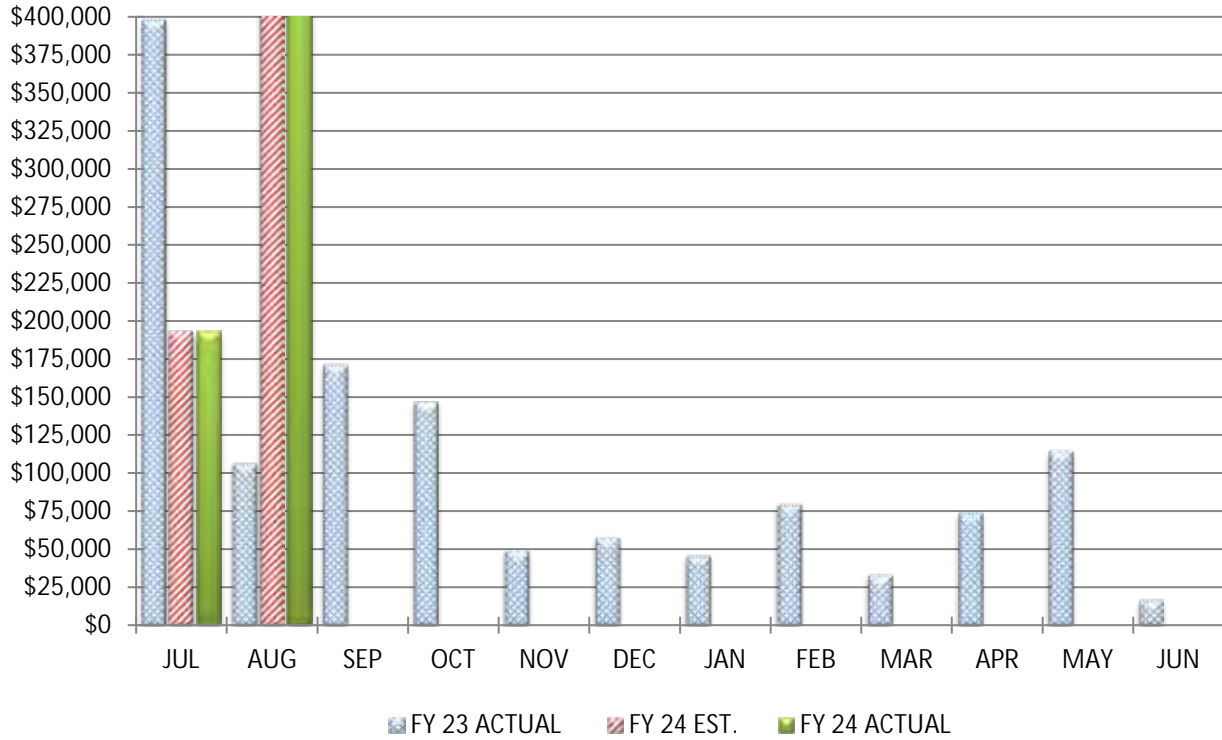
COMPARISON OF PURCHASED SERVICES

August 31, 2023

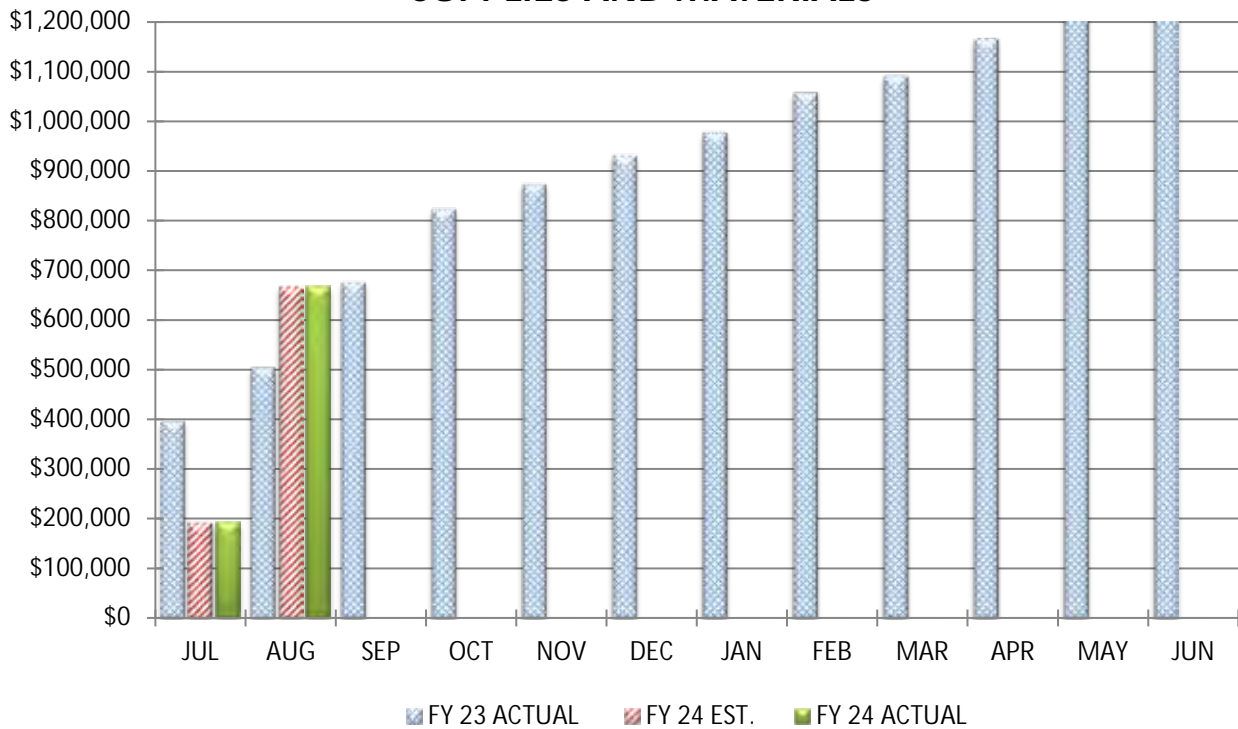
		MONTH		YEAR-TO-DATE
Actual Service Expenditures		\$364,156		\$973,031
Estimated Service Expenditures		\$375,304		\$985,088
Variance From Estimate	UNDER	(\$11,148)	UNDER	(\$12,057)
Variance From Estimate	UNDER	-2.97%	UNDER	-1.22%
Actual Prior Year		\$496,471		\$1,219,071
Total 2023-2024 Estimate				\$7,874,942
Percent Of Total Estimate Spent				12.36%
Percent Of Budget Year Completed			2 months	16.67%

COMMENTS: We are on target with our annual estimates. We are noting significant increases compared to last year in this line due to increases in utilities and insurance costs for our additional buildings on top of general inflationary increases from most service providers. We have planned for increases in these areas in our fiscal year 2023 budget, but we will have to watch this cost area throughout the year.

COMPARISON OF TOTAL MONTHLY SUPPLIES AND MATERIALS



COMPARISON OF TOTAL YEAR-TO-DATE SUPPLIES AND MATERIALS

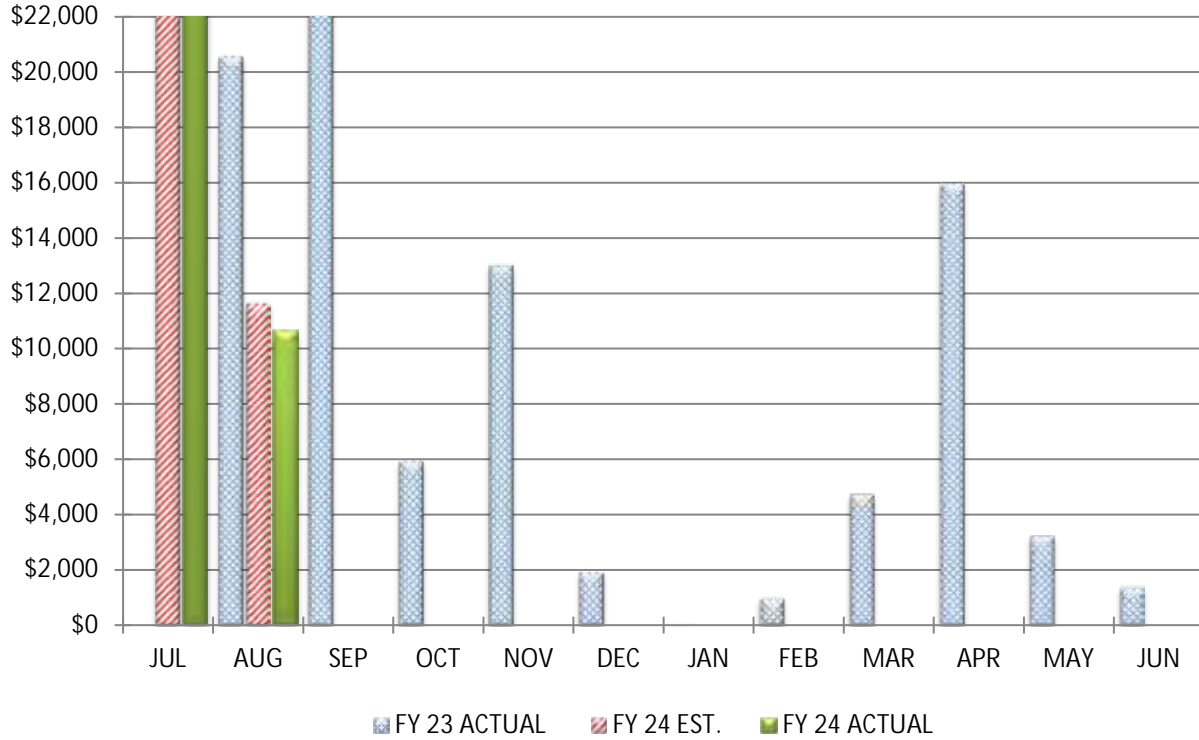


COMPARISON OF SUPPLIES AND MATERIALS

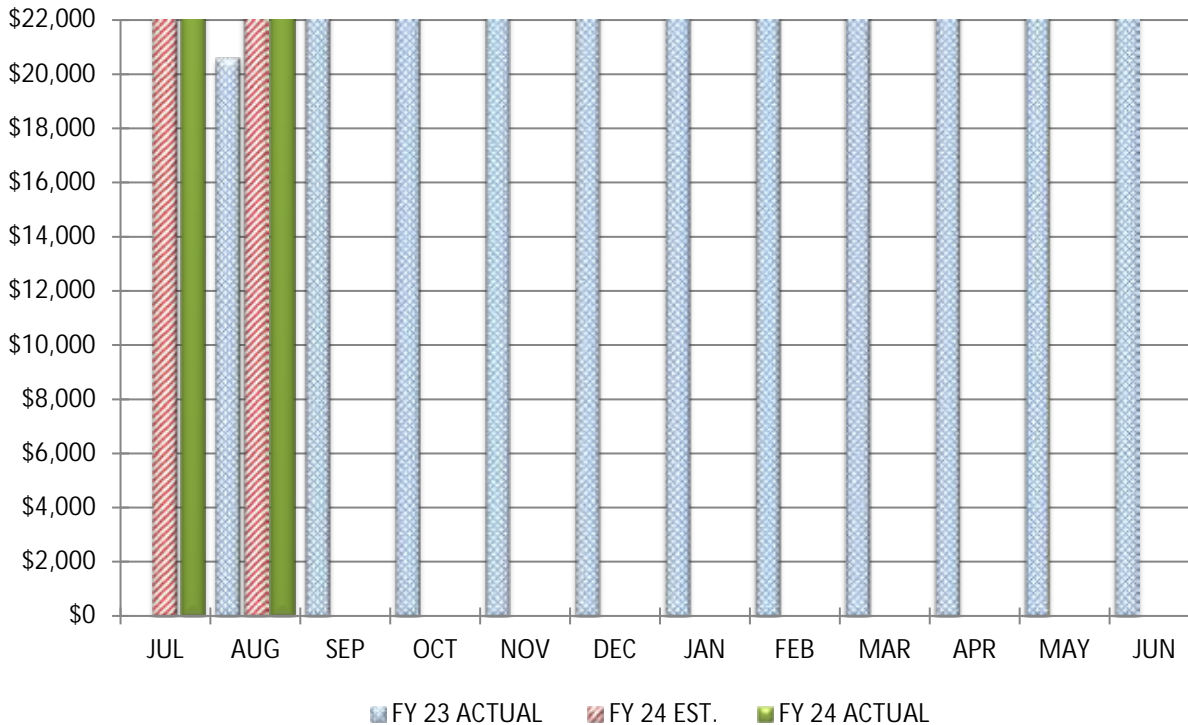
		August 31, 2023	
		MONTH	YEAR-TO-DATE
Actual Material Expenditures		\$474,403	\$667,628
Estimated Material Expenditures		\$474,296	\$667,941
Variance From Estimate	OVER	\$107	UNDER
			(\$313)
Variance From Estimate	OVER	0.02%	UNDER
			-0.05%
Actual Prior Year		\$106,657	\$504,920
Total 2023-2024 Estimate			\$1,304,913
Percent Of Total Estimate Spent			51.16%
Percent Of Budget Year Completed		2 months	16.67%

COMMENTS: We are on target with our annual estimates. We are noting significant increases compared to last year in this line specifically due to bus fuel and our software subscriptions on top of general inflationary increases for many supply and material items. We have planned for increases in these areas in our fiscal year 2023 budget, but we will have to watch this cost area throughout the year.

COMPARISON OF TOTAL MONTHLY CAPITAL OUTLAY



COMPARISON OF TOTAL YEAR-TO-DATE CAPITAL OUTLAY

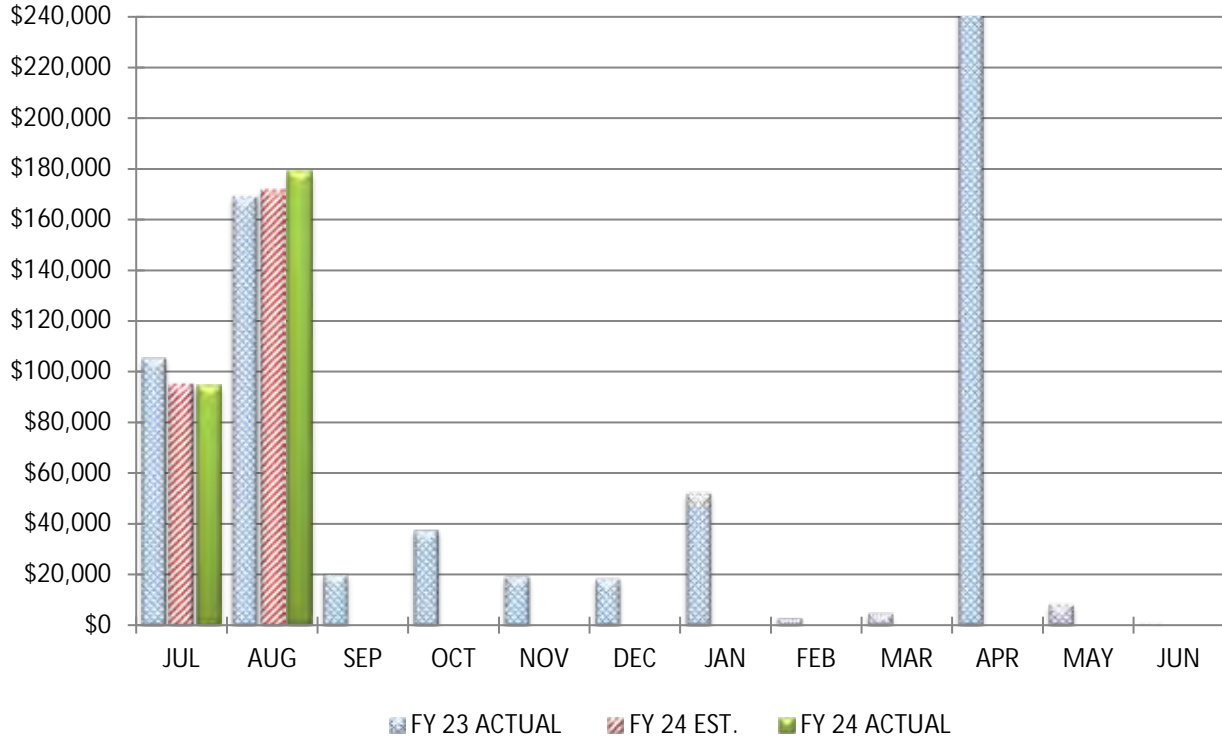


COMPARISON OF CAPITAL OUTLAY

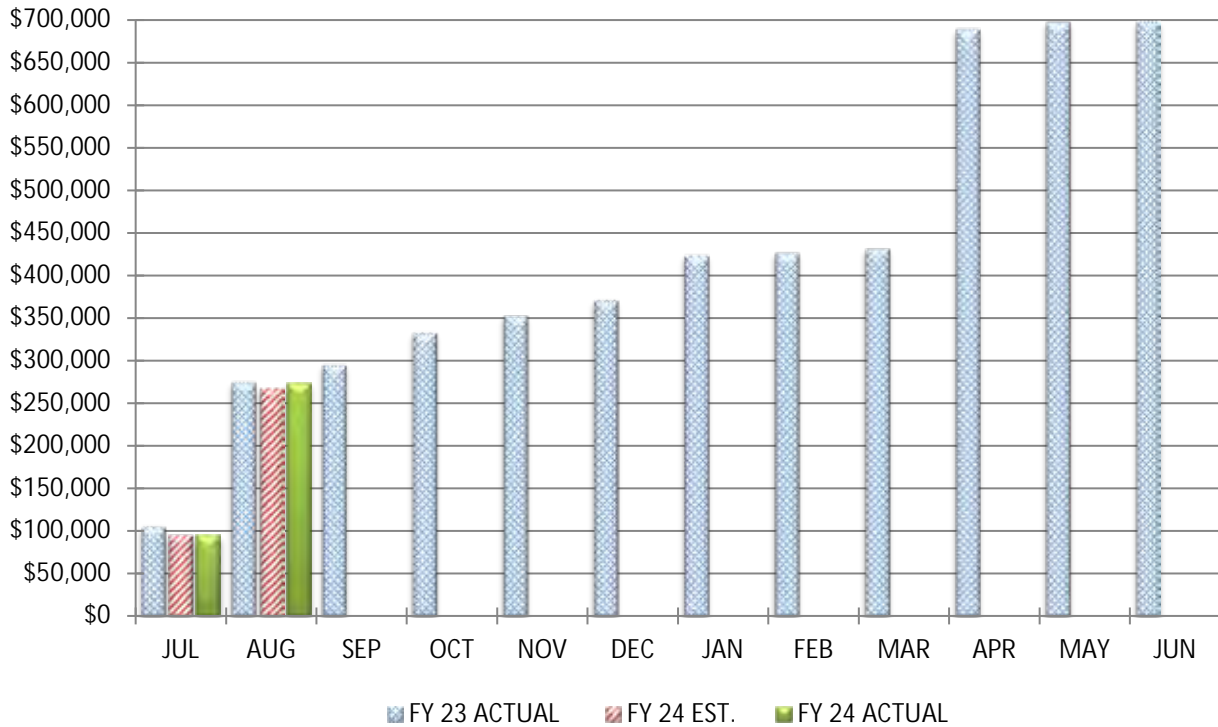
		August 31, 2023			
		MONTH			YEAR-TO-DATE
Actual Equipment Expenditures		\$10,665			\$110,270
Estimated Equipment Expenditures		\$11,650			\$111,650
Variance From Estimate	UNDER	(\$985)	UNDER		(\$1,380)
Variance From Estimate	UNDER	-8.45%	UNDER		-1.24%
Actual Prior Year		\$20,585			\$20,585
Total 2023-2024 Estimate					\$135,090
Percent Of Total Estimate Spent					81.63%
Percent Of Budget Year Completed			2 months		16.67%

COMMENTS: We are on target with our annual estimates.

COMPARISON OF TOTAL MONTHLY OTHER EXPENDITURE OBJECTS & OTHER FINANCING USES



COMPARISON OF TOTAL YEAR-TO-DATE OTHER EXPENDITURE OBJECTS & OTHER FINANCING USES



COMPARISON OF OTHER EXPENDITURE OBJECTS & OTHER FINANCING USES

		August 31, 2023	
		<u>MONTH</u>	<u>YEAR-TO-DATE</u>
Actual Other Expenditures		\$178,908	\$273,636
Estimated Other Expenditures		\$172,019	\$267,297
Variance From Estimate	OVER	\$6,889	\$6,339
Variance From Estimate	OVER	4.00%	2.37%
Actual Prior Year		\$169,412	\$275,064
Total 2023-2024 Estimate			\$708,861
Percent Of Total Estimate Spent			38.60%
Percent Of Budget Year Completed		2 months	16.67%

COMMENTS: We are on target with our annual estimates.



BIG WALNUT | INSPIRE
LOCAL SCHOOLS & GUIDE

RECEIPTS, EXPENDITURES, AND FUND BALANCES REPORT
AND
MONTHLY SUMMARY CHECK REGISTER

Big Walnut Local Schools

Fund Report - August 31, 2023

Code	Fund Description	FY Beginning Balance	MTD Actual Receipts	FYTD Actual Receipts	MTD Expended	FYTD Expended	Current Balance	FY Encumbrances	FYTD Unencumbered
001	GENERAL	\$ 25,566,321.85	\$ 14,824,399.25	\$ 19,784,687.88	\$ 4,297,898.44	\$ 8,424,057.29	\$ 36,926,952.44	\$ 4,774,657.85	\$ 32,152,294.59
002	BOND RETIREMENT	6,196,558.56	4,362,403.47	4,362,403.47	51,136.97	51,136.97	10,507,825.06	8,790,314.01	1,717,511.05
003	PERMANENT IMPROVEMENT	1,473,097.26	605,237.75	607,070.38	215,599.64	275,885.64	1,804,282.00	832,145.74	972,136.26
004	BUILDING	1,306,979.59	15,103.55	30,730.02	85,474.42	98,538.02	1,239,171.59	701,966.58	537,205.01
006	FOOD SERVICE	965,247.84	90,230.29	96,888.42	98,255.49	180,657.95	881,478.31	394,296.16	487,182.15
012	ADULT EDUCATION	4,019.80	0.00	0.00	0.00	0.00	4,019.80	0.00	4,019.80
014	ROTARY-INTERNAL SERVICES	9,184.92	16.82	16.82	0.00	0.00	9,201.74	24,110.00	(14,908.26)
018	PUBLIC SCHOOL SUPPORT	138,321.47	16,298.97	23,049.90	3,209.27	7,874.17	153,497.20	30,778.55	122,718.65
019	OTHER GRANT	6,408.95	0.00	0.00	0.00	0.00	6,408.95	1,997.44	4,411.51
022	DISTRICT CUSTODIAL	189,363.54	137,901.55	138,373.00	26,017.16	26,017.16	301,719.38	27,316.04	274,403.34
028	SPECIAL EDUCATION FUND	892.58	0.00	0.00	0.00	0.00	892.58	0.00	892.58
070	CAPITAL PROJECTS	58,861.22	0.00	0.00	0.00	0.00	58,861.22	0.00	58,861.22
200	STUDENT MANAGED ACTIVITY	166,341.40	737.30	1,541.24	3,041.76	8,358.93	159,523.71	134,063.20	25,460.51
300	DISTRICT MANAGED ACTIVITY	173,444.71	135,101.52	147,071.11	61,830.13	149,539.32	170,976.50	180,384.13	(9,407.63)
401	AUXILIARY SERVICES	166,807.36	113,762.78	114,462.86	151,669.85	205,500.78	75,769.44	118,380.39	(42,610.95)
451	DATA COMMUNICATION FUND	0.00	0.00	322.70	0.00	0.00	322.70	0.00	322.70
499	MISCELLANEOUS STATE GRANT FUND	350,317.73	0.00	0.00	0.00	0.00	350,317.73	32,948.76	317,368.97
507	ELEMENTARY AND SECONDARY SCHOOL EMERGENCY RELIEF FUND	(125,403.89)	259,074.54	410,677.52	172,311.01	457,584.64	(172,311.01)	31,744.17	(204,055.18)
516	IDEA PART B GRANTS	(58,732.57)	51,595.02	137,613.85	69,313.51	188,232.31	(109,351.03)	37,961.72	(147,312.75)
551	LIMITED ENGLISH PROFICIENCY	0.00	0.00	0.00	0.00	0.00	0.00	3,495.60	(3,495.60)
572	TITLE I DISADVANTAGED CHILDREN	0.00	0.00	0.00	9,087.72	9,087.72	(9,087.72)	0.00	(9,087.72)
584	DRUG FREE SCHOOL GRANT FUND	(6,603.73)	6,072.34	12,979.80	607.65	6,983.72	(607.65)	0.00	(607.65)
590	IMPROVING TEACHER QUALITY	(31,889.39)	0.00	31,889.39	6,698.75	6,698.75	(6,698.75)	15,464.41	(22,163.16)
Grand Total		\$ 36,549,539.20	\$ 20,617,935.15	\$ 25,899,778.36	\$ 5,252,151.77	\$ 10,096,153.37	\$ 52,353,164.19	\$ 16,132,024.75	\$ 36,221,139.44

Big Walnut Local Schools Disbursement Report-All-20230831

Check #	Check Type	Vendor #	Primary Name	Date	Amount	Reconcile Date	Status	Void Date	Type
0	Electronic	900025	Dearborn Life Insurance Co	8/9/2023	\$ 1,654.65	8/31/2023	RECONCILED		ACCOUNTS_PAYABLE
0	Electronic			8/15/2023	1,181,419.93	8/31/2023	RECONCILED		PAYROLL
0	Electronic			8/15/2023	1,450.80	8/31/2023	RECONCILED		PAYROLL
0	Check	992063	Schubert Tennis, LLC	8/17/2023	85,689.00		VOID	8/17/2023	ACCOUNTS_PAYABLE
0	Electronic	900050	Huntington Trust Company	8/22/2023	121,308.09	8/31/2023	RECONCILED		ACCOUNTS_PAYABLE
0	Electronic	900500	Payroll Account	8/22/2023	34,399.69	8/31/2023	RECONCILED		ACCOUNTS_PAYABLE
0	Electronic	920000	SCHOOL EMPLOYEES	8/22/2023	40,873.51	8/31/2023	RECONCILED		ACCOUNTS_PAYABLE
0	Electronic	910000	STATE TEACHERS	8/22/2023	124,521.58	8/31/2023	RECONCILED		ACCOUNTS_PAYABLE
0	Electronic			8/30/2023	1,284,387.78	8/31/2023	RECONCILED		PAYROLL
0	Electronic	900001	PNC Bank - Visa	8/31/2023	27,890.74	8/31/2023	RECONCILED		ACCOUNTS_PAYABLE
0	Electronic	991739	Anthem Blue Cross Blue Sheild	8/31/2023	542,846.34		OUTSTANDING		ACCOUNTS_PAYABLE
0	Electronic	900025	Dearborn Life Insurance Co	8/31/2023	1,690.29		OUTSTANDING		ACCOUNTS_PAYABLE
0	Electronic	900500	Payroll Account	8/31/2023	36,673.46		OUTSTANDING		ACCOUNTS_PAYABLE
0	Electronic	910000	STATE TEACHERS	8/31/2023	140,820.42	8/31/2023	RECONCILED		ACCOUNTS_PAYABLE
0	Electronic	900800	Delta Dental Plan of Ohio, Inc	8/31/2023	14,323.47		OUTSTANDING		ACCOUNTS_PAYABLE
0	Electronic	920000	SCHOOL EMPLOYEES	8/31/2023	63,176.49	8/31/2023	RECONCILED		ACCOUNTS_PAYABLE
0	Electronic	992061	DragonFly Athletics, LLC	8/31/2023	5,062.00		OUTSTANDING		ACCOUNTS_PAYABLE
130304	Check	2158	Piper, Teresa	8/7/2023	3,000.00	8/31/2023	RECONCILED		ACCOUNTS_PAYABLE
130305	Check	1115	Del-Co Water Co.	8/10/2023	2,708.48	8/31/2023	RECONCILED		ACCOUNTS_PAYABLE
130306	Check	1122	MT Business Technologies Inc	8/10/2023	141.39	8/31/2023	RECONCILED		ACCOUNTS_PAYABLE
130307	Check	2502	City of Sunbury	8/10/2023	4,666.24	8/31/2023	RECONCILED		ACCOUNTS_PAYABLE
130308	Check	2504	American Electric	8/10/2023	28,873.61	8/31/2023	RECONCILED		ACCOUNTS_PAYABLE
130309	Check	3075	Curriculum Associates LLC	8/10/2023	66,583.68	8/31/2023	RECONCILED		ACCOUNTS_PAYABLE
130310	Check	3137	Tristar Transportation Co	8/10/2023	3,398.37	8/31/2023	RECONCILED		ACCOUNTS_PAYABLE
130311	Check	3255	Jones School Supply Co., Inc.	8/10/2023	39.26	8/31/2023	RECONCILED		ACCOUNTS_PAYABLE
130312	Check	4290	School Specialty, Inc.	8/10/2023	3,654.53	8/31/2023	RECONCILED		ACCOUNTS_PAYABLE

Big Walnut Local Schools

Disbursement Report-All-20230831

Check #	Check Type	Vendor #	Primary Name	Date	Amount	Reconcile Date	Status	Void Date	Type
130313	Check	5725	BRICKER Graydon LLP	8/10/2023	\$ 9,721.90	8/31/2023	RECONCILED		ACCOUNTS_PAYA BLE
130314	Check	7834	MT. VERNON HIGH SCHOOL	8/10/2023	150.00	8/31/2023	RECONCILED		ACCOUNTS_PAYA BLE
130315	Check	7852	Really Good Stuff, LLC	8/10/2023	293.22	8/31/2023	RECONCILED		ACCOUNTS_PAYA BLE
130316	Check	8551	Professional Binding Products	8/10/2023	603.96	8/31/2023	RECONCILED		ACCOUNTS_PAYA BLE
130317	Check	17609	Ohio Capital Conference - MS	8/10/2023	175.00		OUTSTANDING		ACCOUNTS_PAYA BLE
130318	Check	70722	Riddell All American	8/10/2023	11,581.65	8/31/2023	RECONCILED		ACCOUNTS_PAYA BLE
130319	Check	790326	Friends Office	8/10/2023	2,198.24	8/31/2023	RECONCILED		ACCOUNTS_PAYA BLE
130320	Check	791493	Data Werks Limited	8/10/2023	2,750.00	8/31/2023	RECONCILED		ACCOUNTS_PAYA BLE
130321	Check	792556	Consolidated Electric Coop Inc	8/10/2023	49,010.00	8/31/2023	RECONCILED		ACCOUNTS_PAYA BLE
130322	Check	793396	Crisis Prevention Institute,	8/10/2023	2,749.00	8/31/2023	RECONCILED		ACCOUNTS_PAYA BLE
130323	Check	793435	Houghton Mifflin Harcourt	8/10/2023	49,436.76	8/31/2023	RECONCILED		ACCOUNTS_PAYA BLE
130324	Check	794234	Kreager, Stephanie	8/10/2023	500.00	8/31/2023	RECONCILED		ACCOUNTS_PAYA BLE
130325	Check	794891	Educreations, Inc.	8/10/2023	99.00		OUTSTANDING		ACCOUNTS_PAYA BLE
130326	Check	794925	Achieve3000,Inc.	8/10/2023	1,970.00	8/31/2023	RECONCILED		ACCOUNTS_PAYA BLE
130327	Check	795072	E.G. Systems, LLC	8/10/2023	195.46	8/31/2023	RECONCILED		ACCOUNTS_PAYA BLE
130328	Check	795181	Spectrum Enterprise	8/10/2023	566.34	8/31/2023	RECONCILED		ACCOUNTS_PAYA BLE
130329	Check	795298	Big Walnut Apparel	8/10/2023	181.25	8/31/2023	RECONCILED		ACCOUNTS_PAYA BLE
130330	Check	795548	Reach Educational Services	8/10/2023	4,200.00	8/31/2023	RECONCILED		ACCOUNTS_PAYA BLE
130331	Check	991318	Quadient Leasing USA, Inc.	8/10/2023	2,000.00	8/31/2023	RECONCILED		ACCOUNTS_PAYA BLE
130332	Check	991501	Table Rock Golf Club, LLC	8/10/2023	4,085.00	8/31/2023	RECONCILED		ACCOUNTS_PAYA BLE
130333	Check	991833	The Chillicothe Telephone Company, dba: Horizon Telcom	8/10/2023	1,500.00	8/31/2023	RECONCILED		ACCOUNTS_PAYA BLE
130334	Check	991870	Westerville Cleaners, Inc.	8/10/2023	1,192.52	8/31/2023	RECONCILED		ACCOUNTS_PAYA BLE
130335	Check	991951	Coaches' Tool Chest	8/10/2023	1,470.00	8/31/2023	RECONCILED		ACCOUNTS_PAYA BLE
130336	Check	992027	SPA Associates	8/10/2023	110.00	8/31/2023	RECONCILED		ACCOUNTS_PAYA BLE

Big Walnut Local Schools

Disbursement Report-All-20230831

Check #	Check Type	Vendor #	Primary Name	Date	Amount	Reconcile Date	Status	Void Date	Type
130337	Check	992059	Jackson Well Services	8/10/2023	\$ 18,500.00	8/31/2023	RECONCILED		ACCOUNTS_PAYABLE
130338	Check	992065	Avanos Medical, Inc.	8/10/2023	3,587.40	8/31/2023	RECONCILED		ACCOUNTS_PAYABLE
130339	Check	790666	Junior Achievement of	8/17/2023	7,975.00	8/31/2023	RECONCILED		REFUND
130340	Check	794904	Loeffler, Natalie	8/17/2023	20.00	8/31/2023	RECONCILED		REFUND
130341	Check	991990	Andrews, Leslie	8/17/2023	145.00		VOID	8/23/2023	REFUND
130342	Check	992103	Schutt, Dawn	8/17/2023	50.00	8/31/2023	RECONCILED		REFUND
130343	Check	992104	Fillmore, Arlyn	8/17/2023	145.00	8/31/2023	RECONCILED		REFUND
130344	Check	122	Lieurance, Margaret A	8/17/2023	55.41	8/31/2023	RECONCILED		ACCOUNTS_PAYABLE
130345	Check	773	Olentangy High School	8/17/2023	225.00	8/31/2023	RECONCILED		ACCOUNTS_PAYABLE
130346	Check	1576	Pickaway County ESC	8/17/2023	85.00	8/31/2023	RECONCILED		ACCOUNTS_PAYABLE
130347	Check	2038	Gordon Food Service	8/17/2023	27,187.11	8/31/2023	RECONCILED		ACCOUNTS_PAYABLE
130348	Check	2502	City of Sunbury	8/17/2023	362.94	8/31/2023	RECONCILED		ACCOUNTS_PAYABLE
130349	Check	4290	School Specialty, Inc.	8/17/2023	1,945.89	8/31/2023	RECONCILED		ACCOUNTS_PAYABLE
130350	Check	4396	Shelburne Advertising, Inc.	8/17/2023	397.80	8/31/2023	RECONCILED		ACCOUNTS_PAYABLE
130351	Check	6251	SADLIER-OXFORD	8/17/2023	3,706.22	8/31/2023	RECONCILED		ACCOUNTS_PAYABLE
130352	Check	7834	MT. VERNON HIGH SCHOOL	8/17/2023	400.00	8/31/2023	RECONCILED		ACCOUNTS_PAYABLE
130353	Check	8551	Professional Binding Products	8/17/2023	805.28	8/31/2023	RECONCILED		ACCOUNTS_PAYABLE
130354	Check	70262	CDW LLC	8/17/2023	42,689.33	8/31/2023	RECONCILED		ACCOUNTS_PAYABLE
130355	Check	723802	EAI Education	8/17/2023	645.00	8/31/2023	RECONCILED		ACCOUNTS_PAYABLE
130356	Check	725061	NCS Pearson	8/17/2023	315.00	8/31/2023	RECONCILED		ACCOUNTS_PAYABLE
130357	Check	725155	School Pride Ltd.	8/17/2023	132.25	8/31/2023	RECONCILED		ACCOUNTS_PAYABLE
130358	Check	732595	Watt, Jacqueline	8/17/2023	48.00		OUTSTANDING		ACCOUNTS_PAYABLE
130359	Check	790247	PICKERINGTON CENTRAL H.S.	8/17/2023	275.00	8/31/2023	RECONCILED		ACCOUNTS_PAYABLE
130360	Check	790326	Friends Office	8/17/2023	5,559.45	8/31/2023	RECONCILED		ACCOUNTS_PAYABLE
130361	Check	790786	Ohio School Counselor Assoc.	8/17/2023	300.00	8/31/2023	RECONCILED		ACCOUNTS_PAYABLE
130362	Check	791262	Blick Art Materials	8/17/2023	4,005.77	8/31/2023	RECONCILED		ACCOUNTS_PAYABLE
130363	Check	791693	Ohio BCI & I	8/17/2023	1,086.75	8/31/2023	RECONCILED		ACCOUNTS_PAYABLE

Big Walnut Local Schools Disbursement Report-All-20230831

Check #	Check Type	Vendor #	Primary Name	Date	Amount	Reconcile Date	Status	Void Date	Type
130364	Check	791766	Ohio Educational Data Systems	8/17/2023	\$ 275.00		OUTSTANDING		BLE
130365	Check	792220	TEXTBOOK WAREHOUSE, LLC	8/17/2023	35.00	8/31/2023	RECONCILED		ACCOUNTS_PAYA BLE
130366	Check	792223	Neola, Inc.	8/17/2023	795.00	8/31/2023	RECONCILED		ACCOUNTS_PAYA BLE
130367	Check	792286	Britenstine Environmental	8/17/2023	2,165.28	8/31/2023	RECONCILED		ACCOUNTS_PAYA BLE
130368	Check	792468	Healthcare Billing Services	8/17/2023	14,356.28	8/31/2023	RECONCILED		ACCOUNTS_PAYA BLE
130369	Check	792580	Select Fire Protection LLC	8/17/2023	800.00	8/31/2023	RECONCILED		ACCOUNTS_PAYA BLE
130370	Check	792640	Beem's BP Distributing, Inc.	8/17/2023	2,671.08	8/31/2023	RECONCILED		ACCOUNTS_PAYA BLE
130371	Check	792828	N2Y LLC	8/17/2023	4,069.90	8/31/2023	RECONCILED		ACCOUNTS_PAYA BLE
130372	Check	793376	Sherwin-Williams Store #1383	8/17/2023	1,358.70		OUTSTANDING		ACCOUNTS_PAYA BLE
130373	Check	793435	Houghton Mifflin Harcourt	8/17/2023	1,921.04	8/31/2023	RECONCILED		ACCOUNTS_PAYA BLE
130374	Check	793633	B & H Foto & Electronics Corp	8/17/2023	85.49	8/31/2023	RECONCILED		ACCOUNTS_PAYA BLE
130375	Check	793649	Franklin Computer Srvs Group	8/17/2023	11,331.40	8/31/2023	RECONCILED		ACCOUNTS_PAYA BLE
130376	Check	793799	Extra Packaging, Corp.	8/17/2023	700.00	8/31/2023	RECONCILED		ACCOUNTS_PAYA BLE
130377	Check	793818	Edmentum, Inc.	8/17/2023	13,685.00	8/31/2023	RECONCILED		ACCOUNTS_PAYA BLE
130378	Check	794056	IXL Incorporated	8/17/2023	9,413.00	8/31/2023	RECONCILED		ACCOUNTS_PAYA BLE
130379	Check	794150	Schilling Propane Service	8/17/2023	246,968.52	8/31/2023	RECONCILED		ACCOUNTS_PAYA BLE
130380	Check	795246	Loth, Inc.	8/17/2023	84,837.62	8/31/2023	RECONCILED		ACCOUNTS_PAYA BLE
130381	Check	795298	Big Walnut Apparel	8/17/2023	718.40	8/31/2023	RECONCILED		ACCOUNTS_PAYA BLE
130382	Check	795326	Vasu Communications, Inc.	8/17/2023	408.70	8/31/2023	RECONCILED		ACCOUNTS_PAYA BLE
130383	Check	795339	Whiteside, Justin	8/17/2023	180.00	8/31/2023	RECONCILED		ACCOUNTS_PAYA BLE
130384	Check	795572	Water Walkers, Inc.	8/17/2023	4,064.40	8/31/2023	RECONCILED		ACCOUNTS_PAYA BLE
130385	Check	795590	Hilliard Darby High School	8/17/2023	100.00		OUTSTANDING		ACCOUNTS_PAYA BLE
130386	Check	795654	Mark Cantrell Plumbing	8/17/2023	160.00	8/31/2023	RECONCILED		ACCOUNTS_PAYA BLE

Big Walnut Local Schools

Disbursement Report-All-20230831

Check #	Check Type	Vendor #	Primary Name	Date	Amount	Reconcile Date	Status	Void Date	Type
130387	Check	795776	EMS LINQ INC	8/17/2023	\$ 9,761.56	8/31/2023	RECONCILED		ACCOUNTS_PAYABLE
130388	Check	795799	Riverside Assessments, LLC DBA: Riverside Insights	8/17/2023	3,168.85	8/31/2023	RECONCILED		ACCOUNTS_PAYABLE
130389	Check	991327	Precision Fields, LLC	8/17/2023	15,130.00	8/31/2023	RECONCILED		ACCOUNTS_PAYABLE
130390	Check	991477	Gateway Education Holdings, LLC dba: Savvas	8/17/2023	1,442.50	8/31/2023	RECONCILED		ACCOUNTS_PAYABLE
130391	Check	991872	Williams, Anthony B. DBA: Michaels Angels Transportation Services, LLC	8/17/2023	800.00	8/31/2023	RECONCILED		ACCOUNTS_PAYABLE
130392	Check	991970	Burchfield, Amanda	8/17/2023	360.00	8/31/2023	RECONCILED		ACCOUNTS_PAYABLE
130393	Check	992027	SPA Associates	8/17/2023	899.00	8/31/2023	RECONCILED		ACCOUNTS_PAYABLE
130394	Check	992058	Cunningham, Maryann	8/17/2023	1,890.00	8/31/2023	RECONCILED		ACCOUNTS_PAYABLE
130395	Check	992063	Schubert Tennis, LLC	8/18/2023	85,689.00	8/31/2023	RECONCILED		ACCOUNTS_PAYABLE
130396	Check	793649	Franklin Computer Svcs Group	8/18/2023	6,843.75	8/31/2023	RECONCILED		ACCOUNTS_PAYABLE
130397	Check	991127	Richardson, Christy	8/23/2023	400.00	8/31/2023	RECONCILED		REFUND
130398	Check	991416	Richison, Kate	8/23/2023	145.00	8/31/2023	RECONCILED		REFUND
130399	Check	992010	Rahimy, Christine	8/23/2023	400.00	8/31/2023	RECONCILED		REFUND
130400	Check	992112	Beard, Abby	8/23/2023	145.00		OUTSTANDING		REFUND
130401	Check	992113	Borrow, Courtney	8/23/2023	145.00		OUTSTANDING		REFUND
130402	Check	992114	Davis, Lauren	8/23/2023	145.00		OUTSTANDING		REFUND
130403	Check	992115	Koehler, Jennifer	8/23/2023	200.00		OUTSTANDING		REFUND
130404	Check	992117	McKinkey, Shayla	8/23/2023	200.00	8/31/2023	RECONCILED		REFUND
130405	Check	992118	Miller, Margaret	8/23/2023	200.00	8/31/2023	RECONCILED		REFUND
130406	Check	992119	Ganhewage, Dilumi	8/23/2023	200.00		OUTSTANDING		REFUND
130407	Check	992122	Baughman, Brenna	8/23/2023	1,800.00	8/31/2023	RECONCILED		REFUND
130408	Check	992123	Wilson, Edwin	8/23/2023	1,000.00	8/31/2023	RECONCILED		REFUND
130409	Check	992124	Moon-Fitzpatrick, Barbara	8/23/2023	55.45	8/31/2023	RECONCILED		REFUND
130410	Check	992125	Potter, Brianna	8/23/2023	200.00		OUTSTANDING		REFUND
130411	Check	794428	Curtis, Jeffrey Allan	8/23/2023	5.55	8/31/2023	RECONCILED		REFUND

Big Walnut Local Schools

Disbursement Report-All-20230831

Check #	Check Type	Vendor #	Primary Name	Date	Amount	Reconcile Date	Status	Void Date	Type
130412	Check	991433	Alnemer, Chantel	8/23/2023	\$ 200.00	8/31/2023	RECONCILED		REFUND
130413	Check	992116	Larimore, Sarah	8/23/2023	145.00		OUTSTANDING		REFUND
130414	Check	992120	Tieku, Rosebud	8/23/2023	30.00	8/31/2023	RECONCILED		REFUND
130415	Check	992121	Schmidt, Alisha	8/23/2023	200.00		OUTSTANDING		REFUND
130416	Check	1008	Rumpke of Ohio, Inc.	8/24/2023	1,065.00	8/31/2023	RECONCILED		ACCOUNTS_PAYABLE
130417	Check	1046	KE-WA-PA SALES & SERVICE	8/24/2023	39,626.58	8/31/2023	RECONCILED		ACCOUNTS_PAYABLE
130418	Check	1064	Multi Ventures Limited	8/24/2023	30,436.00		OUTSTANDING		ACCOUNTS_PAYABLE
130419	Check	1069	Sunbury Plumbing & Heating Co.	8/24/2023	150.00	8/31/2023	RECONCILED		ACCOUNTS_PAYABLE
130420	Check	1557	TruckPro, LLC	8/24/2023	2,937.81	8/31/2023	RECONCILED		ACCOUNTS_PAYABLE
130421	Check	1576	Pickaway County ESC	8/24/2023	120.00	8/31/2023	RECONCILED		ACCOUNTS_PAYABLE
130422	Check	2503	Columbia Gas Of Ohio	8/24/2023	4,020.07	8/31/2023	RECONCILED		ACCOUNTS_PAYABLE
130423	Check	3137	Tristar Transportation Co	8/24/2023	2,092.00	8/31/2023	RECONCILED		ACCOUNTS_PAYABLE
130424	Check	5264	Ohio Department Of Commerce	8/24/2023	442.50		OUTSTANDING		ACCOUNTS_PAYABLE
130425	Check	5831	STERLING PAPER COMPANY	8/24/2023	301.18	8/31/2023	RECONCILED		ACCOUNTS_PAYABLE
130426	Check	6003	Delaware City School District	8/24/2023	792.00		OUTSTANDING		ACCOUNTS_PAYABLE
130427	Check	6372	Cintas Corp. Location #003	8/24/2023	993.93	8/31/2023	RECONCILED		ACCOUNTS_PAYABLE
130428	Check	6471	Cardinal Bus Sales &	8/24/2023	7,055.83	8/31/2023	RECONCILED		ACCOUNTS_PAYABLE
130429	Check	7339	PICKERINGTON NORTH HIGH SCHOOL	8/24/2023	125.00		VOID	8/24/2023	ACCOUNTS_PAYABLE
130430	Check	7483	Croton Craft LLC	8/24/2023	118.00		OUTSTANDING		ACCOUNTS_PAYABLE
130431	Check	8756	Columbus Clay Company	8/24/2023	522.50	8/31/2023	RECONCILED		ACCOUNTS_PAYABLE
130432	Check	70413	West Music	8/24/2023	616.01	8/31/2023	RECONCILED		ACCOUNTS_PAYABLE
130433	Check	711046	Rochester 100 Inc.	8/24/2023	580.00	8/31/2023	RECONCILED		ACCOUNTS_PAYABLE
130434	Check	723780	Direct Energy Marketing Inc., DBA: NRG Business Marketing LLC	8/24/2023	10,067.82	8/31/2023	RECONCILED		ACCOUNTS_PAYABLE
130435	Check	790326	Friends Office	8/24/2023	3,783.46	8/31/2023	RECONCILED		ACCOUNTS_PAYABLE
130436	Check	791176	Mulch 1st	8/24/2023	379.98	8/31/2023	RECONCILED		ACCOUNTS_PAYABLE

Big Walnut Local Schools Disbursement Report-All-20230831

Check #	Check Type	Vendor #	Primary Name	Date	Amount	Reconcile Date	Status	Void Date	Type
130437	Check	792244	Castiglione, Kim	8/24/2023	\$ 585.48	8/31/2023	RECONCILED		BLE ACCOUNTS_PAYA
130438	Check	792344	Learning A-Z	8/24/2023	640.00	8/31/2023	RECONCILED		BLE ACCOUNTS_PAYA
130439	Check	792393	State Security, LLC	8/24/2023	300.00	8/31/2023	RECONCILED		BLE ACCOUNTS_PAYA
130440	Check	792640	Beem's BP Distributing, Inc.	8/24/2023	1,019.53	8/31/2023	RECONCILED		BLE ACCOUNTS_PAYA
130441	Check	793254	Eugene A. Guglielmi	8/24/2023	590.00	8/31/2023	RECONCILED		BLE ACCOUNTS_PAYA
130442	Check	793435	Houghton Mifflin Harcourt	8/24/2023	2,579.61	8/31/2023	RECONCILED		BLE ACCOUNTS_PAYA
130443	Check	794503	Equiparts Corp	8/24/2023	3,173.52	8/31/2023	RECONCILED		BLE ACCOUNTS_PAYA
130444	Check	795250	AEP - Pole Rental only	8/24/2023	816.06	8/31/2023	RECONCILED		BLE ACCOUNTS_PAYA
130445	Check	795298	Big Walnut Apparel	8/24/2023	1,292.02	8/31/2023	RECONCILED		BLE ACCOUNTS_PAYA
130446	Check	795339	Whiteside, Justin	8/24/2023	135.00	8/31/2023	RECONCILED		BLE ACCOUNTS_PAYA
130447	Check	795449	J & J Enterprises- Westerville	8/24/2023	136.38	8/31/2023	RECONCILED		BLE ACCOUNTS_PAYA
130448	Check	795545	Buckeye Paving Company	8/24/2023	15,600.00	8/31/2023	RECONCILED		BLE ACCOUNTS_PAYA
130449	Check	795557	AIR Training Solutions	8/24/2023	199.75	8/31/2023	RECONCILED		BLE ACCOUNTS_PAYA
130450	Check	795685	US Bank National Association	8/24/2023	6,028.56	8/31/2023	RECONCILED		BLE ACCOUNTS_PAYA
130451	Check	795905	CRH OHIO LTD	8/24/2023	54.91	8/31/2023	RECONCILED		BLE ACCOUNTS_PAYA
130452	Check	991538	TP Mechanical Contractors, Inc.	8/24/2023	8,970.45	8/31/2023	RECONCILED		BLE ACCOUNTS_PAYA
130453	Check	991599	WEX Health, Inc.	8/24/2023	943.65	8/31/2023	RECONCILED		BLE ACCOUNTS_PAYA
130454	Check	991656	Howies Hockey Inc.	8/24/2023	449.94		OUTSTANDING		BLE ACCOUNTS_PAYA
130455	Check	991658	Chardon Laboratories, Inc.	8/24/2023	1,420.00	8/31/2023	RECONCILED		BLE ACCOUNTS_PAYA
130456	Check	991746	Highlift Equipment Ltd	8/24/2023	12,000.00	8/31/2023	RECONCILED		BLE ACCOUNTS_PAYA
130457	Check	991769	National Automotive Parts Association	8/24/2023	578.65	8/31/2023	RECONCILED		BLE ACCOUNTS_PAYA
130458	Check	991983	Provantage LLC	8/24/2023	5,392.19	8/31/2023	RECONCILED		BLE ACCOUNTS_PAYA
130459	Check	992021	Holmes Rental & Sales, Inc.	8/24/2023	479.99	8/31/2023	RECONCILED		BLE ACCOUNTS_PAYA
130460	Check	992067	Farmers Equipment, Inc.	8/24/2023	20,283.75		OUTSTANDING		BLE ACCOUNTS_PAYA

Big Walnut Local Schools

Disbursement Report-All-20230831

Check #	Check Type	Vendor #	Primary Name	Date	Amount	Reconcile Date	Status	Void Date	Type
130461	Check	992089	Pal Mowing System	8/24/2023	\$ 2,075.00	8/31/2023	RECONCILED		ACCOUNTS_PAYABLE
130462	Check	992090	Glass Rooster Cannery, LLC	8/24/2023	620.00	8/31/2023	RECONCILED		ACCOUNTS_PAYABLE
130463	Check	992091	Five Star Painting of Pickerington and New Albany	8/24/2023	19,044.00	8/31/2023	RECONCILED		ACCOUNTS_PAYABLE
130464	Check	992126	Khourie, Robert J.	8/24/2023	538.55	8/31/2023	RECONCILED		ACCOUNTS_PAYABLE
130465	Check	7339	PICKERINGTON NORTH HIGH SCHOOL	8/24/2023	250.00	8/31/2023	RECONCILED		ACCOUNTS_PAYABLE
130466	Check	177	Scholastic Magazines	8/31/2023	210.85		OUTSTANDING		ACCOUNTS_PAYABLE
130467	Check	221	Music Alive! Magazine	8/31/2023	290.00		OUTSTANDING		ACCOUNTS_PAYABLE
130468	Check	300	Discount School Supply	8/31/2023	5,809.84		OUTSTANDING		ACCOUNTS_PAYABLE
130469	Check	737	School Health Corporation	8/31/2023	56.43		OUTSTANDING		ACCOUNTS_PAYABLE
130470	Check	1046	KE-WA-PA SALES & SERVICE	8/31/2023	20.86		OUTSTANDING		ACCOUNTS_PAYABLE
130471	Check	1122	MT Business Technologies Inc	8/31/2023	27.45		OUTSTANDING		ACCOUNTS_PAYABLE
130472	Check	1266	Thyssenkrupp Elevator Corp.	8/31/2023	6,753.03		OUTSTANDING		ACCOUNTS_PAYABLE
130473	Check	3036	NASCO	8/31/2023	1,054.34		OUTSTANDING		ACCOUNTS_PAYABLE
130474	Check	3064	Ward's Science	8/31/2023	1,731.91		OUTSTANDING		ACCOUNTS_PAYABLE
130475	Check	3102	CAROLINA BIOLOGICAL SUPPLY	8/31/2023	901.59		OUTSTANDING		ACCOUNTS_PAYABLE
130476	Check	3231	FLINN SCIENTIFIC, INC.	8/31/2023	202.95		OUTSTANDING		ACCOUNTS_PAYABLE
130477	Check	4290	School Specialty, Inc.	8/31/2023	424.54		OUTSTANDING		ACCOUNTS_PAYABLE
130478	Check	5264	Ohio Department Of Commerce	8/31/2023	101.25		OUTSTANDING		ACCOUNTS_PAYABLE
130479	Check	5503	BASA	8/31/2023	1,462.84		OUTSTANDING		ACCOUNTS_PAYABLE
130480	Check	5534	META - Marion Office	8/31/2023	17,393.69		OUTSTANDING		ACCOUNTS_PAYABLE
130481	Check	5725	BRICKER Graydon LLP	8/31/2023	7,321.20		OUTSTANDING		ACCOUNTS_PAYABLE
130482	Check	5830	Lakeshore Learning Materials	8/31/2023	367.90		OUTSTANDING		ACCOUNTS_PAYABLE
130483	Check	6457	Delaware County Sheriff's Offc	8/31/2023	10,832.56		OUTSTANDING		ACCOUNTS_PAYABLE

Big Walnut Local Schools

Disbursement Report-All-20230831

Check #	Check Type	Vendor #	Primary Name	Date	Amount	Reconcile Date	Status	Void Date	Type
130484	Check	6471	Cardinal Bus Sales &	8/31/2023	\$ 1,958.90		OUTSTANDING		ACCOUNTS_PAYABLE
130485	Check	7390	Licking Valley Local School District	8/31/2023	250.00		OUTSTANDING		ACCOUNTS_PAYABLE
130486	Check	7798	Ohio Capital Conference - HS	8/31/2023	950.00		OUTSTANDING		ACCOUNTS_PAYABLE
130487	Check	9111	Pyrinex, Inc.	8/31/2023	1,609.00		OUTSTANDING		ACCOUNTS_PAYABLE
130488	Check	70262	CDW LLC	8/31/2023	4,745.27		OUTSTANDING		ACCOUNTS_PAYABLE
130489	Check	711070	Barnes & Noble	8/31/2023	560.59		OUTSTANDING		ACCOUNTS_PAYABLE
130490	Check	711170	Heavy Duty Service	8/31/2023	1,672.00		OUTSTANDING		ACCOUNTS_PAYABLE
130491	Check	725155	School Pride Ltd.	8/31/2023	375.00		OUTSTANDING		ACCOUNTS_PAYABLE
130492	Check	790101	MEAD, MARK	8/31/2023	135.00		OUTSTANDING		ACCOUNTS_PAYABLE
130493	Check	790247	PICKERINGTON CENTRAL H.S.	8/31/2023	275.00		OUTSTANDING		ACCOUNTS_PAYABLE
130494	Check	790326	Friends Office	8/31/2023	12,642.52		OUTSTANDING		ACCOUNTS_PAYABLE
130495	Check	790857	WorkHealth	8/31/2023	2,850.00		OUTSTANDING		ACCOUNTS_PAYABLE
130496	Check	791262	Blick Art Materials	8/31/2023	3,167.73		OUTSTANDING		ACCOUNTS_PAYABLE
130497	Check	791406	Cengage Learning - NGL	8/31/2023	1,540.00		OUTSTANDING		ACCOUNTS_PAYABLE
130498	Check	792220	TEXTBOOK WAREHOUSE, LLC	8/31/2023	1,527.00		OUTSTANDING		ACCOUNTS_PAYABLE
130499	Check	792443	Batteries Plus	8/31/2023	404.75		OUTSTANDING		ACCOUNTS_PAYABLE
130500	Check	792588	Vision Concept Technology	8/31/2023	3,244.35		OUTSTANDING		ACCOUNTS_PAYABLE
130501	Check	792938	Voss Bros. Sales & Rental	8/31/2023	58.29		OUTSTANDING		ACCOUNTS_PAYABLE
130502	Check	793024	McGraw-Hill Education, Inc.	8/31/2023	2,571.90		OUTSTANDING		ACCOUNTS_PAYABLE
130503	Check	793870	OAPSA	8/31/2023	250.00		OUTSTANDING		ACCOUNTS_PAYABLE
130504	Check	793904	Delphi Creativity Group	8/31/2023	2,472.28		OUTSTANDING		ACCOUNTS_PAYABLE
130505	Check	793955	Franklin Art Glass Studios Inc	8/31/2023	2,244.12		OUTSTANDING		ACCOUNTS_PAYABLE
130506	Check	794194	ACCO Brands Corporation	8/31/2023	225.00		OUTSTANDING		ACCOUNTS_PAYABLE
130507	Check	794209	Highland Local School District	8/31/2023	100.00		OUTSTANDING		ACCOUNTS_PAYABLE

Big Walnut Local Schools

Disbursement Report-All-20230831

Check #	Check Type	Vendor #	Primary Name	Date	Amount	Reconcile Date	Status	Void Date	Type
130508	Check	794403	Freshworks, Inc	8/31/2023	\$ 4,800.00		OUTSTANDING		ACCOUNTS_PAYABLE
130509	Check	794630	Hall, James	8/31/2023	88.88		OUTSTANDING		ACCOUNTS_PAYABLE
130510	Check	795072	E.G. Systems, LLC	8/31/2023	764.00		OUTSTANDING		ACCOUNTS_PAYABLE
130511	Check	795283	PaySchools	8/31/2023	127.96		OUTSTANDING		ACCOUNTS_PAYABLE
130512	Check	795298	Big Walnut Apparel	8/31/2023	1,199.97		VOID	8/31/2023	ACCOUNTS_PAYABLE
130513	Check	795339	Whiteside, Justin	8/31/2023	292.50		OUTSTANDING		ACCOUNTS_PAYABLE
130514	Check	795376	Delaware Hayes High School	8/31/2023	260.00		OUTSTANDING		ACCOUNTS_PAYABLE
130515	Check	795449	J & J Enterprises-Westerville	8/31/2023	58.30		OUTSTANDING		ACCOUNTS_PAYABLE
130516	Check	795553	Backgound InvestigationBureau	8/31/2023	168.00		OUTSTANDING		ACCOUNTS_PAYABLE
130517	Check	795712	Hard Eight LLC	8/31/2023	535.00		OUTSTANDING		ACCOUNTS_PAYABLE
130518	Check	991478	Holden II, George S.	8/31/2023	135.00		OUTSTANDING		ACCOUNTS_PAYABLE
130519	Check	991553	JL Dimel LLC	8/31/2023	10,124.00		OUTSTANDING		ACCOUNTS_PAYABLE
130520	Check	991615	Smith, Christopher L.	8/31/2023	135.00		OUTSTANDING		ACCOUNTS_PAYABLE
130521	Check	991724	Irongate Events & Catering Inc.	8/31/2023	1,875.00		OUTSTANDING		ACCOUNTS_PAYABLE
130522	Check	991754	I Am Boundless, Inc.	8/31/2023	3,336.00		OUTSTANDING		ACCOUNTS_PAYABLE
130523	Check	991769	National Automotive Parts Association	8/31/2023	4,316.13		OUTSTANDING		ACCOUNTS_PAYABLE
130524	Check	991813	Schar, Elizabeth	8/31/2023	789.98		OUTSTANDING		ACCOUNTS_PAYABLE
130525	Check	991948	Transfinder Corportaion	8/31/2023	781.24		OUTSTANDING		ACCOUNTS_PAYABLE
130526	Check	992015	Rainbow Art Glass, Inc.	8/31/2023	575.16		OUTSTANDING		ACCOUNTS_PAYABLE
130527	Check	992022	Winsor Learning, LLC	8/31/2023	3,500.00		OUTSTANDING		ACCOUNTS_PAYABLE
130528	Check	992096	Benchmark Education Company LLC	8/31/2023	1,386.00		OUTSTANDING		ACCOUNTS_PAYABLE
130529	Check	992105	Ebner, Nathan	8/31/2023	1,000.00		OUTSTANDING		ACCOUNTS_PAYABLE
130530	Check	992106	District 6 AGRI-ED Association	8/31/2023	200.00		OUTSTANDING		ACCOUNTS_PAYABLE
130531	Check	992109	APT Acquisition &	8/31/2023	1,650.00		OUTSTANDING		ACCOUNTS_PAYABLE

Big Walnut Local Schools Disbursement Report-All-20230831

Check #	Check Type	Vendor #	Primary Name	Date	Amount	Reconcile Date	Status	Void Date	Type
			Construction, DBA: Astroturf Corporation						BLE
130532	Check	992110	Sportsfield specialties, Inc.	8/31/2023	\$ 81.64		OUTSTANDING		ACCOUNTS_PAYA BLE
130533	Check	992128	OHSB	8/31/2023	125.00		OUTSTANDING		ACCOUNTS_PAYA BLE
130534	Check	795298	Big Walnut Apparel	8/31/2023	751.17		OUTSTANDING		ACCOUNTS_PAYA BLE
Grand Total					\$ 4,973,813.69				



BIG WALNUT | INSPIRE
LOCAL SCHOOLS | & GUIDE

COMPARISON OF FISCAL YEAR 2024 YTD
APPROPRIATIONS WITH FISCAL YTD ACTUAL -
ALL FUNDS (EXCLUDING GENERAL FUND)

AND

INVESTMENT REPORT FOR ALL FUNDS

Comparison of Fiscal Year 2024 YTD Appropriations with Fiscal Year YTD Actual Expenditures - All Funds

	Notes	BOE Temporary Appropriation	BOE Approved Appropriation	Prior FY Encumbrance	FYTD Expendable	FYTD Expenditures	Current Encumbrances	Unencumbered Balance	Unencumbered Percent
001 - GENERAL FUND		51,874,312	51,874,312	612,827	52,487,138	8,424,057	4,774,658	39,288,423	75%
002 - BOND RETIREMENT		8,790,314	8,790,314	-	8,790,314	51,137	8,790,314	(51,137)	-1%
003 - PERMANENT IMPROVEMENT		2,810,835	2,810,835	277,011	3,087,846	275,886	832,146	1,979,814	64%
004 - BUILDING IMPROVEMENT		609,000	609,000	796,505	1,405,505	98,538	701,967	605,000	43%
006 - FOOD SERVICE		2,142,793	2,142,793	18,387	2,161,180	180,658	394,296	1,586,226	73%
014 - ROTARY-INTERNAL SERVICES		25,000	25,000	-	25,000	-	24,110	890	4%
018 - PUBLIC SCHOOL SUPPORT		128,700	128,700	7,662	136,362	7,874	30,779	97,709	72%
019 - OTHER GRANT		6,267	6,267	-	6,267	-	1,997	4,270	68%
022 - DISTRICT AGENCY		233,527	233,527	3,630	237,158	26,017	27,316	183,825	78%
070 - CAPITAL PROJECTS		52,316	52,316	-	52,316	-	-	52,316	100%
200 - STUDENT MANAGED ACTIVITY		135,781	135,781	14,082	149,863	8,359	134,063	7,441	5%
300 - DISTRICT MANAGED STUDENT ACTIVITY		524,191	524,191	7,223	531,413	149,539	180,384	201,490	38%
401 - AUXILLIARY SERVICES		451,182	451,182	157,545	608,727	205,501	118,380	284,846	47%
451 - DATA COMMUNICATION FUND		12,600	12,600	-	12,600	-	-	12,600	100%
467 - STUDENT WELLNESS AND SUCCESS		-	-	-	-	-	-	-	
499 - MISCELLANEOUS STATE GRANT FUND		349,758	349,758	6,860	356,618	-	32,949	323,669	91%
507 - ESSER FUND		1,172,062	1,172,062	252,994	1,425,056	457,585	31,744	935,727	0%
516 - IDEA PART-B GRANT		1,090,302	1,090,302	78,981	1,169,284	188,232	37,962	943,090	81%
551 LIMITED ENGLISH PROFICIENCY		10,791	10,791	-	10,791	-	3,496	7,295	68%
572 - TITLE I		165,297	165,297	-	165,297	9,088	-	156,209	95%
584 - TITLE IV ACADEMIC ENRICHMENT		26,630	26,630	-	26,630	6,984	-	19,646	74%
587 - EARLY CHILDHOOD SPECIAL EDUCATION GRANT		26,592	26,592	-	26,592	-	-	26,592	100%
590 - TITLE II-A IMPROVING TEACHER QUALITY		88,034	88,034	11,831	99,865	6,699	15,464	77,702	78%
599 - MISCELLANEOUS FEDERAL GRANTS		-	-	-	-	-	-	-	100%
TOTAL ALL FUNDS		18,851,973	18,851,973	1,632,711	20,484,684	1,672,096	11,357,367	7,455,221	36%
		70,726,284	70,726,284	2,245,538	72,971,822	10,096,153	16,132,025	46,743,644	

- The accounts have adequate current or anticipated resources and appropriation modifications will be made to account for this and other necessary appropriations.

**BIG WALNUT LOCAL SCHOOL DISTRICT
INVESTMENT PORTFOLIO
August 31, 2023**

<u>Institution</u>	<u>Instrument Type</u>	<u>Cost Basis</u>	<u>Purchase Date</u>	<u>Yield Rate</u>	<u>Maturity Date</u>	<u>Days to Maturity</u>	<u>Est. Interest Remaining</u>
INTERIM FUNDS - General Operating Funds							
<i>Fifth Third Securities, Inc. - Investments</i>							
5) U.S. Treasury Note	U.S. Treasurer	\$520,019.53	12/15/2021	0.65%	12/31/2023	122	\$3,671.88
6) U.S. Treasury Note	U.S. Treasurer	\$511,816.41	12/15/2021	0.81%	6/30/2024	304	\$7,652.99
7) U.S. Treasury Note	U.S. Treasurer	\$394,556.25	12/15/2021	0.88%	9/15/2024	381	\$9,193.75
Fifth Third Investment Total Subtotal		\$1,426,392.19					
<i>RedTree Investment Group - Investments</i>							
City National Bank	Certificates of Deposit	\$243,756.00	11/23/2022	4.85%	11/25/2024	452	\$23,654.55
Univest Bank & Trust Co	Certificates of Deposit	\$248,751.00	12/29/2022	4.40%	12/30/2024	487	\$19,173.00
Royal Bank of Canada (RBC)	Commercial Paper	\$962,247.78	6/30/2023	5.79%	2/29/2024	182	\$0.00
National Bank of Canada	Commercial Paper	\$484,373.06	7/13/2023	5.75%	1/31/2024	153	\$0.00
JP Morgan	Commercial Paper	\$958,000.00	7/6/2023	5.85%	4/1/2024	214	\$0.00
Bank of Montreal	Commercial Paper	\$478,737.50	7/10/2023	5.92%	4/5/2024	218	\$0.00
MUFG Bank	Commercial Paper	\$479,047.92	7/13/2023	5.90%	4/5/2024	218	\$0.00
Natixis NY	Commercial Paper	\$239,563.20	7/14/2023	5.90%	4/5/2024	218	\$0.00
TD USA	Commercial Paper	\$478,775.00	7/13/2023	5.91%	4/8/2024	221	\$0.00
Canadian Imp Holding	Commercial Paper	\$239,425.00	7/24/2023	5.89%	4/19/2024	232	\$0.00
MUFG Bank	Commercial Paper	\$239,428.89	7/26/2023	5.93%	4/19/2024	232	\$0.00
1) Bethel Local School District	Municipal Bond	\$217,154.25	7/28/2020	1.11%	11/1/2023	62	\$7,845.75
2) City of Farview Park	Municipal Bond	\$165,000.00	7/1/2021	0.35%	12/1/2023	92	\$858.84
Federal Farm Credit Bank	U.S. Gov't Agency Note	\$229,650.40	7/26/2023	5.39%	9/26/2024	392	\$0.00
3) Federal Home Loan Bank	U.S. Gov't Agency Note	\$150,000.00	6/28/2021	0.40%	6/28/2024	302	\$1,095.00
4) Federal Home Loan Bank	U.S. Gov't Agency Note	\$260,000.00	8/26/2021	0.54%	8/26/2024	361	\$2,782.00
Federal Farm Credit Bank	U.S. Gov't Agency Note	\$134,046.50	9/30/2022	4.25%	9/30/2025	761	\$14,343.75
Federal Home Loan Bank	U.S. Gov't Agency Note	\$189,910.70	1/26/2023	4.75%	3/8/2024	190	\$9,025.00
Federal Home Loan Bank	U.S. Gov't Agency Note	\$250,000.00	1/30/2023	5.00%	1/26/2024	148	\$12,361.11
Federal Home Loan Bank	U.S. Gov't Agency Note	\$330,000.00	3/30/2023	6.00%	3/30/2025	577	\$39,600.00
Federal Farm Credit Bank	U.S. Gov't Agency Note	\$298,137.00	3/30/2023	3.88%	3/30/2026	942	\$34,875.00
Federal Home Loan Bank	U.S. Gov't Agency Note	\$200,000.00	7/26/2023	6.00%	4/26/2027	1334	
1) U.S. Treasury Note	U.S. Treasurer	\$249,658.20	6/30/2021	0.42%	4/15/2024	228	\$1,875.00
2) U.S. Treasury Note	U.S. Treasurer	\$498,750.00	12/3/2021	0.63%	11/30/2023	91	\$3,750.00
3) U.S. Treasury Note	U.S. Treasurer	\$497,792.97	12/6/2021	0.61%	10/31/2023	61	\$2,812.50
U.S. Treasury Note	U.S. Treasurer Bill	\$716,541.60	3/9/2023	5.10%	9/7/2023	7	\$18,458.40
1) U.S. Treasury Note	U.S. Treasurer	\$496,757.81	12/15/2021	0.61%	9/30/2023	30	\$1,875.00
Government Debt - Federal Agency Subtotal		\$9,935,504.78					
<i>Cash Accounts</i>							
1) First Commonwealth Bank	Checking - SM	\$251,746.47	8/31/2023	0.06%	9/1/2023	1	\$0.41
2) Federated Govt Obligations Is	Money Market	\$2,232,023.46	8/31/2023	2.10%	9/1/2023	1	\$128.42
3) First American Obligations Fund	Money Market	\$14,240.03	8/31/2023	2.10%	9/1/2023	1	\$0.82
4) Star Ohio - General	Money Market	\$10,296,625.33	8/31/2023	2.28%	9/1/2023	1	\$643.19
Cash Account Subtotal		\$12,794,635.29					
Total Interim Funds		\$24,156,532.26					
ACTIVE FUNDS - General Operating Funds							
1) First Commonwealth Bank	Checking - General	\$28,108,282.73	8/31/2023	0.02%	9/1/2023	1	\$15.40
2) First Commonwealth Bank	Checking - Payroll	\$326,836.89	8/31/2023	0.00%	9/1/2023	1	\$0.00
Total Active Funds		\$28,435,119.62					
Total Active and Interim Funds - General Operating		\$52,591,651.88		1.38%		55	\$4,794,882.39

**BIG WALNUT LOCAL SCHOOL DISTRICT
CONSTRUCTION - INVESTMENT PORTFOLIO
August 31, 2023**

<u>Institution</u>	<u>Instrument Type</u>	<u>Cost Basis</u>	<u>Purchase Date</u>	<u>Yield Rate</u>	<u>Maturity Date</u>	<u>Days to Maturity</u>	<u>Est. Earnings Remaining</u>
<u>May 2019 - Bond Proceeds</u>							
8) First American Treasury Obligations Fund	Money Market	\$931,243.85 +	8/31/2023	2.10%	9/1/2023	1	\$53.58
9) Star Ohio - Construction Fund	Money Market	\$86,424.01 +	8/31/2023	2.28%	9/1/2023	1	\$5.40
Subtotal		<u>\$1,017,667.86</u>					
Total May 2019 - Bond Proceeds		<u>\$1,017,667.86</u>					
Grand Total Construction Proceeds		\$1,017,667.86		2.12%		1	\$5,010,058.98

**BIG WALNUT LOCAL SCHOOL DISTRICT
INVESTMENT EARNINGS REVENUE
August 31, 2023**

Fund	Month to Date	Year to Date
General Fund (001)	\$98,079.45	\$240,759.80
Building Project Fund (004-9017)	\$15,103.55	\$30,730.02
Food Service Fund (006)	\$2,532.18	\$6,583.27
Sunbury Meadows CDA (022-9200)	\$48.54	\$95.49
Auxillary Services Fund (401)	\$628.46	\$1,328.54
Total All Funds	\$116,392.18	\$279,497.12

**Thank you for your review of the August 2023 Big Walnut Local
School District Financial Report.**



Big Walnut Local School District
110 Tippett Court
Sunbury, OH 43074