

Big Walnut Local School District

Monthly Financial Report

for the month ended
August 31, 2024



Prepared By:
Scott Gooding
Treasurer

Table of Contents

| <u>Description</u> | <u>Page</u> |
|--|--------------------|
| Pie Chart of Estimated Revenue and Expenditures for fiscal years 2024-25 and 2014-15 | 1 |
| Comparison of Fiscal Year 2025 YTD Estimated Revenue and Expenditures with Fiscal Year 2025 YTD Actuals | 2 |

Variance Analysis

| | |
|--|---------|
| Comparison of Monthly Ending Cash Balances | 4 & 5 |
| Comparison of Monthly and Total Revenues & Other Financing Sources | 6 & 7 |
| Comparison of Monthly and Total General Property Tax (Real Estate) | 8 & 9 |
| Comparison of Monthly and Total Tangible Personal Property Tax (PUPP) | 10 & 11 |
| Comparison of Monthly and Total Income Tax | 12 & 13 |
| Comparison of Monthly and Total State Grants-in-Aid (Unrestricted & Restricted) | 14 & 15 |
| Comparison of Monthly and Total State Property Tax Allocations | 16 & 17 |
| Comparison of Monthly and Total Other Revenues & Other Financing Sources | 18 & 19 |
| Comparison of Monthly and Total Expenditures & Other Financing Uses | 20 & 21 |
| Comparison of Monthly and Total Personal Services (Salaries & Wages) | 22 & 23 |
| Comparison of Monthly and Total Employees' Retirement/Insurance Benefits | 24 & 25 |
| Comparison of Monthly and Total Purchased Services | 26 & 27 |
| Comparison of Monthly and Total Supplies and Materials | 28 & 29 |
| Comparison of Monthly and Total Capital Outlay | 30 & 31 |
| Comparison of Monthly and Total Other Expenditure Objects & Other Financing Uses | 32 & 33 |

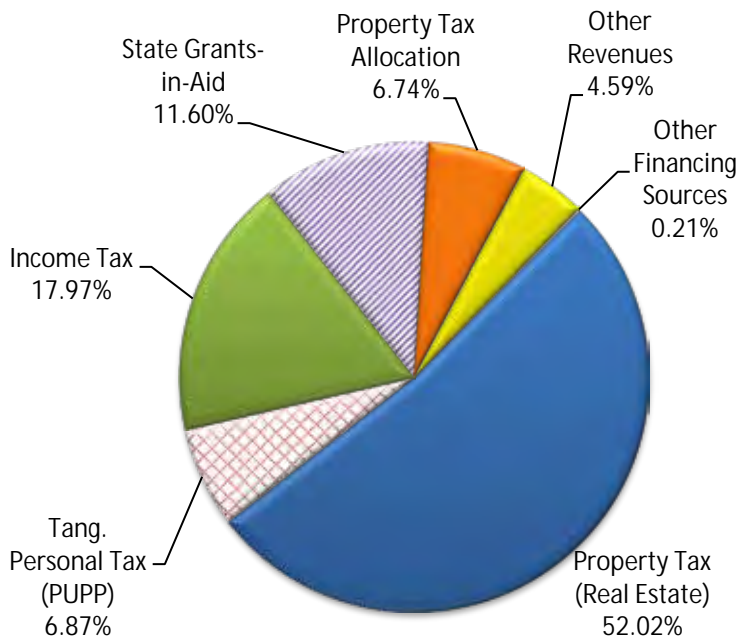
All Funds Reports

| | |
|---|---------|
| Receipts, Expenditures and Fund Balances All Funds (Fund Report) | 35 |
| Summary Check Register (Disbursement Report) | 36 - 48 |
| Comparison of Fiscal Year 2025 YTD Appropriations with Fiscal YTD Actual Expenditures – All Funds (excluding General Fund) | 50 |
| Investments - All Funds | 51 - 53 |

Page Intentionally Left Blank

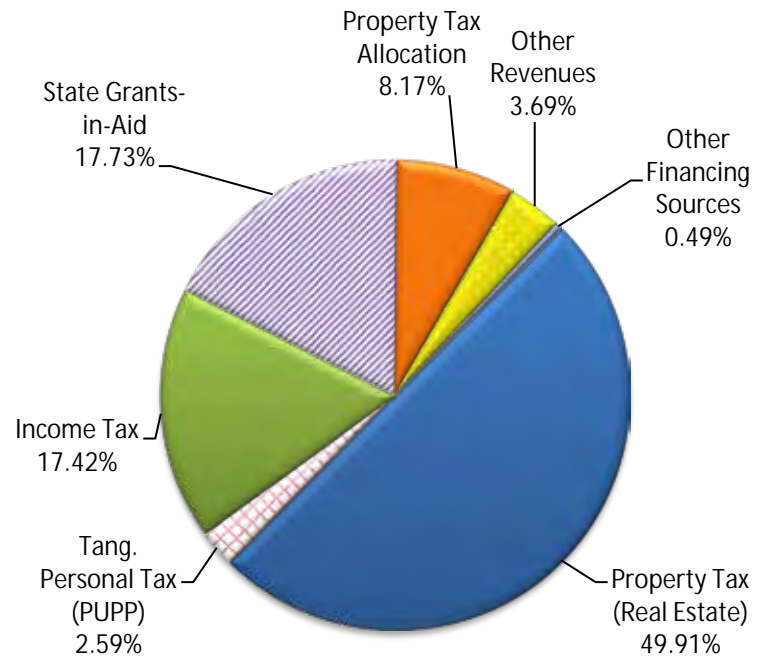
EST. GENERAL FUND REVENUE FY25

\$57,196,300



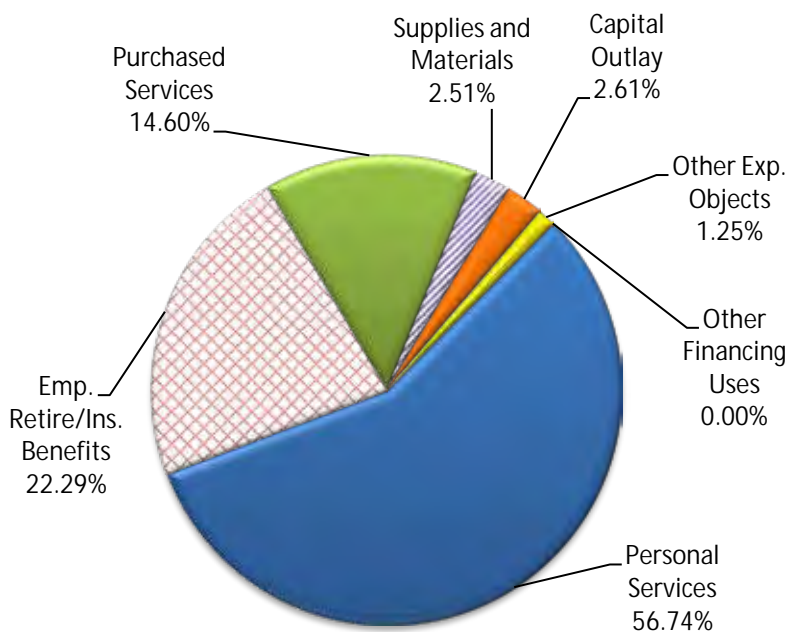
EST. GENERAL FUND REVENUE FY15

\$30,203,662



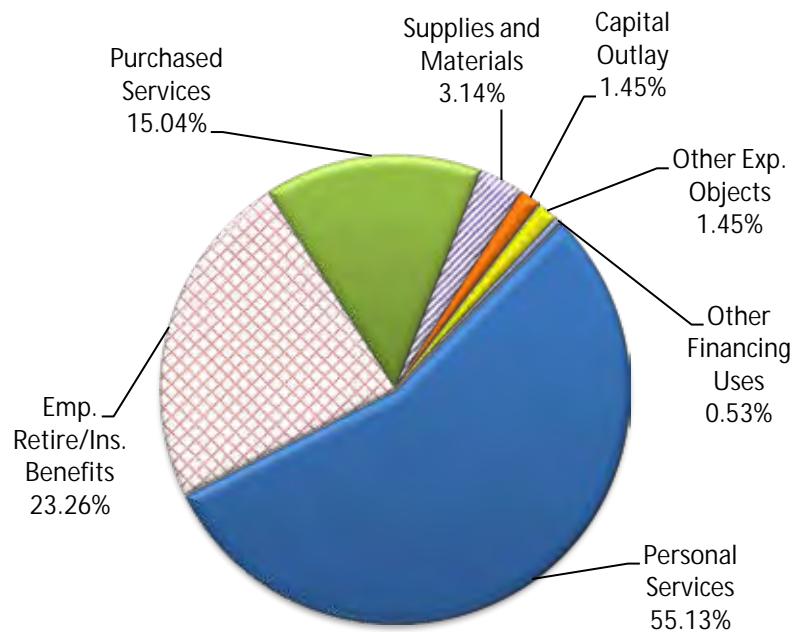
EST. GENERAL FUND EXPENDITURES FY25

\$51,522,171



EST. GENERAL FUND EXPENDITURES FY15

\$29,020,690



Enrollment

FY 2025

4,304

as of 7/3/2024

FY 2015

3,150

% Change

36.63%

**COMPARISON OF FISCAL YEAR 2025 YEAR-TO-DATE ESTIMATED REVENUES AND
EXPENDITURES WITH FISCAL YEAR 2025 YEAR-TO-DATE ACTUALS
GENERAL & REQUIRED DEBT SERVICE FUNDS ONLY**

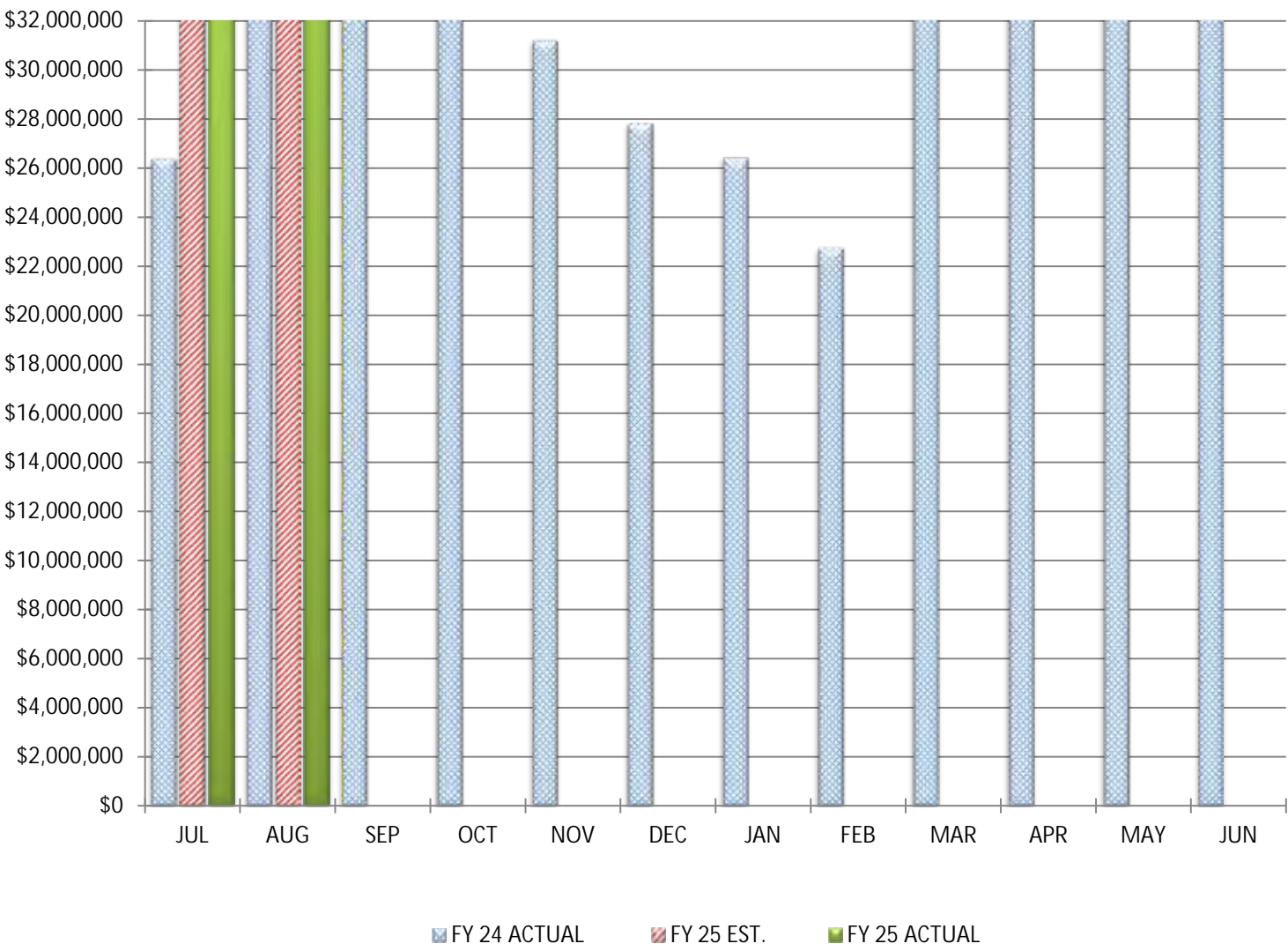
| CATEGORY | FY 25 EST. | FY 25 ACTUAL | VARIANCE | PERCENTAGE |
|---|---------------------|---------------------|----------------------|-------------------|
| Revenues | | | | |
| General Property Tax (Real Estate) | \$13,119,035 | \$15,153,637 | \$2,034,602 | 15.5% |
| Tangible Personal Property (PUPP) | 2,144,633 | 2,059,845 | (84,788) | -4.0% |
| Income Tax | 4,305,919 | 4,895,160 | 589,241 | 13.7% |
| Unrestricted State Grants-in-Aid | 1,242,102 | 1,110,915 | (131,187) | -10.6% |
| Restricted State Grants-in-Aid | 63,129 | 52,625 | (10,504) | -16.6% |
| Property Tax Allocation (Reimb.) | 0 | 0 | 0 | 0.0% |
| All Other Revenues | 479,287 | 483,481 | 4,194 | 0.9% |
| Total Revenues | 21,354,105 | 23,755,663 | 2,401,558 | 11.2% |
| Other Financing Sources | | | | |
| Advances-In | \$0 | \$0 | \$0 | 0.0% |
| All Other Financing Sources | 4,900 | 4,874 | (26) | -0.5% |
| Total Other Financing Sources | 4,900 | 4,874 | (26) | -0.5% |
| Total Revenues & Other Fin. Sources | \$21,359,006 | \$23,760,537 | \$2,401,531 | 11.2% |
| Expenditures | | | | |
| Personal Services (Salaries & Wages) | \$5,015,029 | \$4,920,393 | (\$94,636) | -1.9% |
| Retirement/Insurance Benefits | 2,059,257 | 1,952,899 | (106,359) | -5.2% |
| Purchased Services | 1,210,877 | 1,633,961 | 423,084 | 34.9% |
| Supplies and Materials | 622,858 | 620,116 | (2,743) | -0.4% |
| Capital Outlay | 200,361 | 449,446 | 249,085 | 124.3% |
| Other Expenditure Objects | 227,591 | 332,639 | 105,048 | 46.2% |
| Total Expenditures | 9,335,973 | 9,909,453 | 573,480 | 6.1% |
| Other Financing Uses | | | | |
| Operating Transfers-Out | \$0 | \$0 | \$0 | 0.0% |
| Advances-Out | 0 | 0 | 0 | 0.0% |
| All Other Financing Uses | 0 | 0 | 0 | 0.0% |
| Total Other Financing Uses | \$0 | \$0 | \$0 | 0.0% |
| Total Expenditures & Other Fin. Uses | \$9,335,973 | \$9,909,453 | \$573,480 | 6.1% |
| Excess of Revenues & Other Fin. Sources over (under) Expenditures & Other Fin. Uses | \$12,023,032 | \$13,851,084 | \$1,828,051 | 15.2% |
| Beginning Cash Balance July 1 | \$34,233,503 | \$34,233,503 | \$0 | 0.0% |
| Ending Cash Balance | \$46,256,535 | \$48,084,586 | \$1,828,051 | 4.0% |
| Estimated Encumbrances | \$0 | \$5,115,872 | (\$5,115,872) | |
| Unreserved Fund Balance | \$46,256,535 | \$42,968,715 | (\$3,287,820) | |



BIG WALNUT | INSPIRE
LOCAL SCHOOLS & GUIDE

VARIANCE ANALYSIS - GENERAL FUND

COMPARISON OF MONTHLY ENDING CASH BALANCES



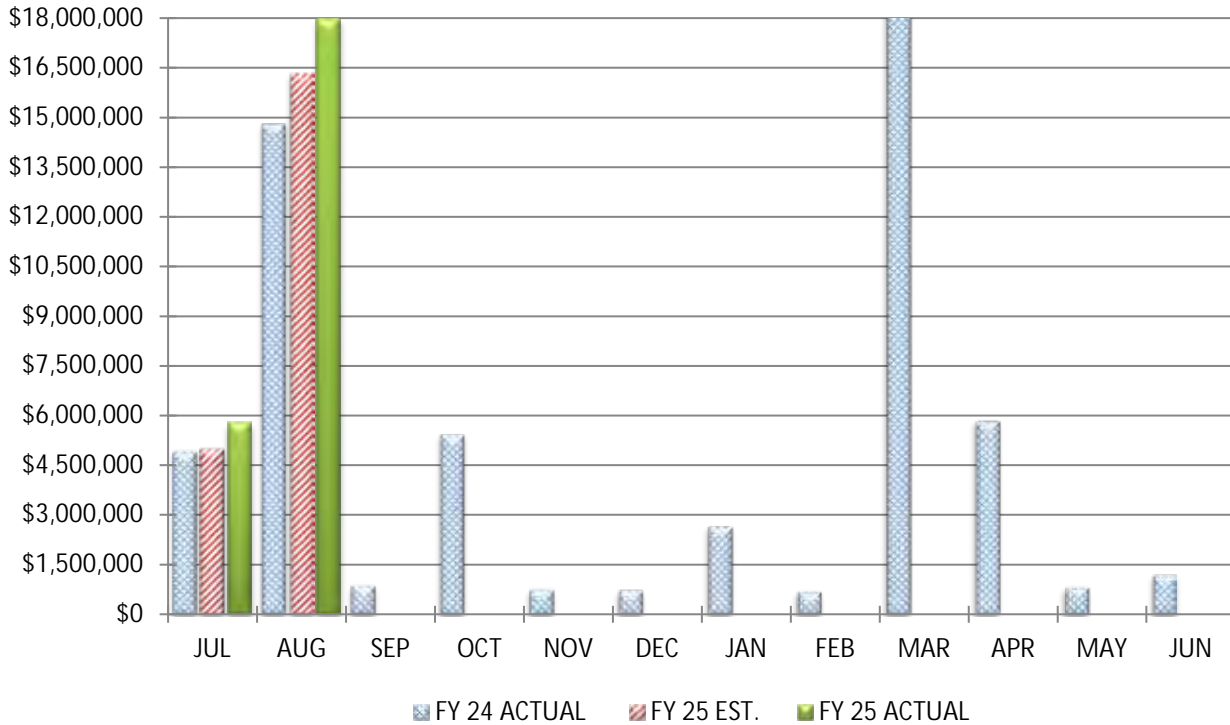
COMPARISON OF MONTHLY ENDING CASH BALANCES

August 31, 2024

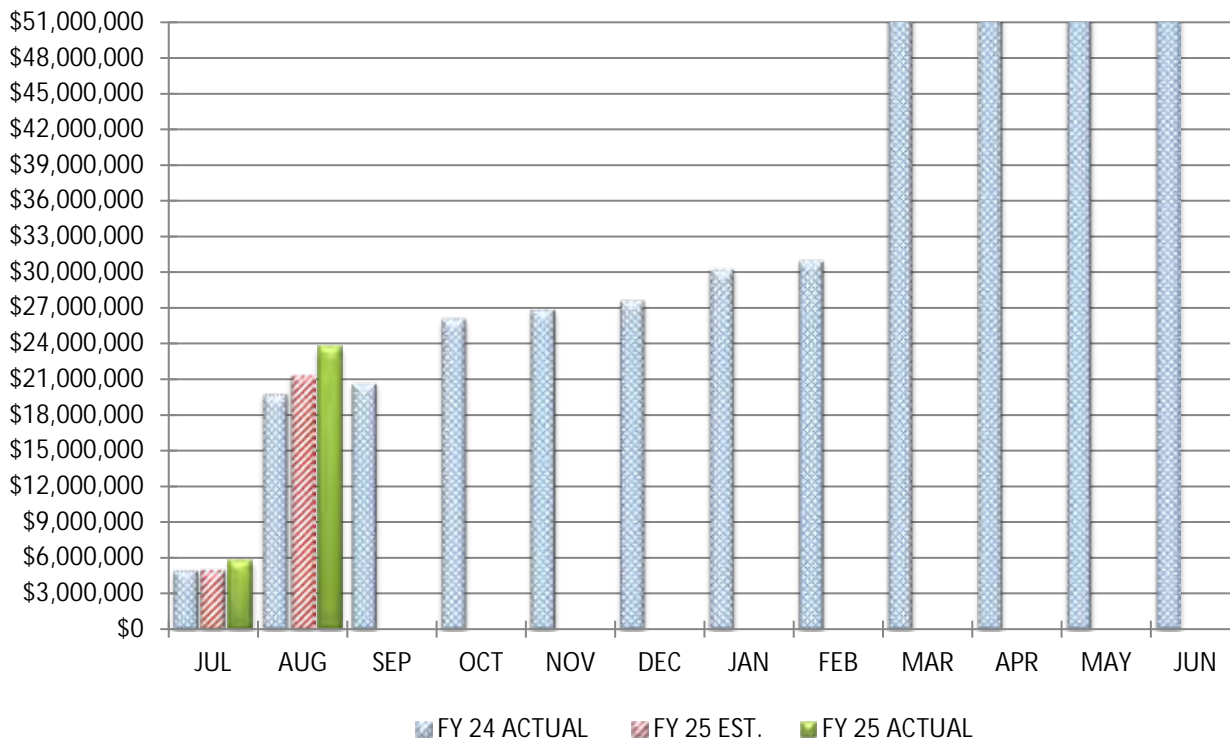
| | | |
|--------------------------------|------|--------------|
| Actual Cash Balance | | \$48,084,586 |
| Estimated Cash Balance | | \$46,256,535 |
| Variance From Estimate | OVER | \$1,828,051 |
| Percent Variance From Estimate | OVER | 3.95% |
| Previous Year Cash Balance | | \$36,926,952 |

COMMENTS: We are on target with our annual estimates.

COMPARISON OF TOTAL MONTHLY REVENUES & OTHER FINANCING SOURCES



COMPARISON OF TOTAL YEAR-TO-DATE REVENUES & OTHER FINANCING SOURCES

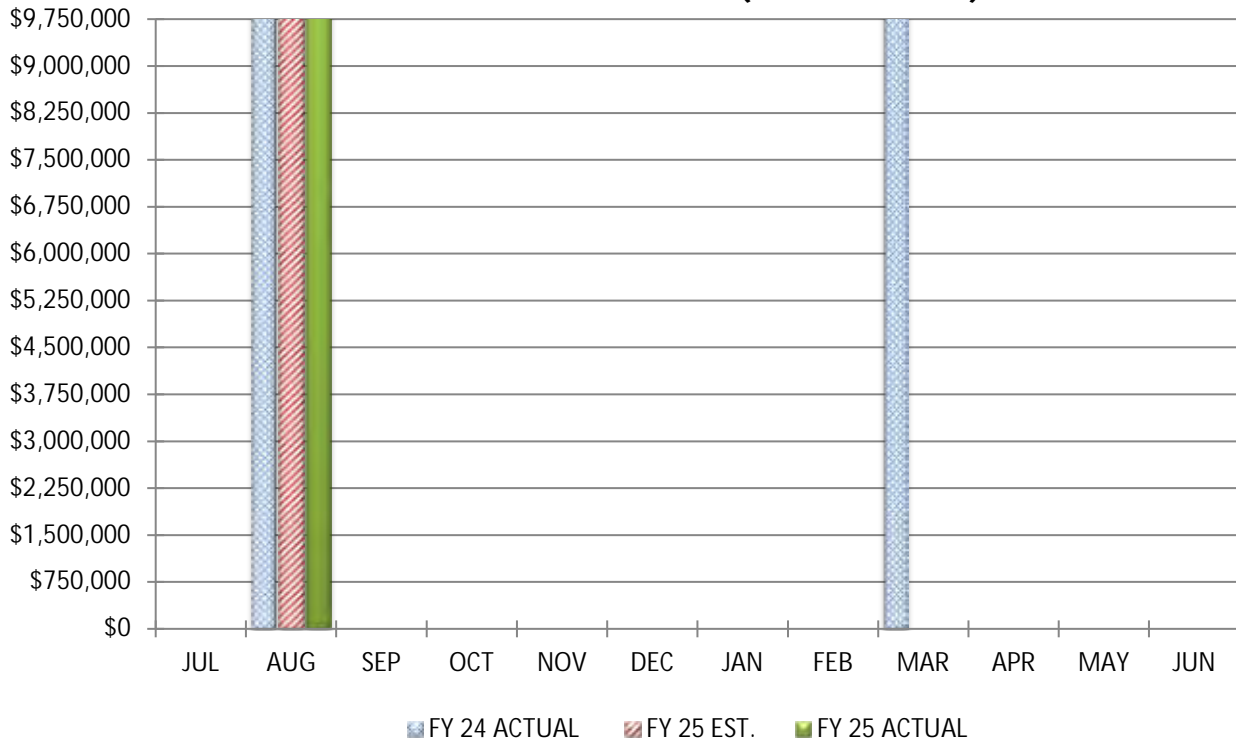


COMPARISON TOTAL REVENUES & OTHER FINANCING SOURCES

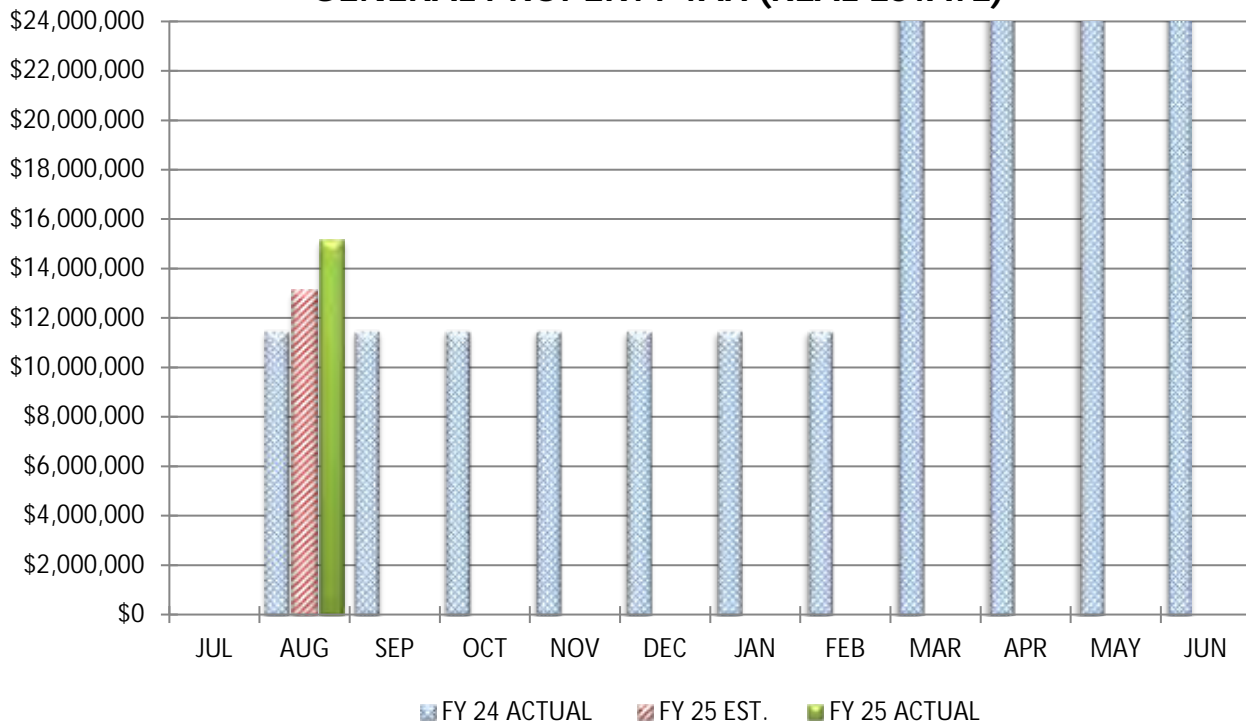
| August 31, 2024 | | | | |
|------------------------------------|------|--------------|--------------|--------------|
| | | MONTH | | |
| | | <hr/> | YEAR-TO-DATE | <hr/> |
| Actual Receipts | | \$17,982,088 | | \$23,760,537 |
| Estimated Receipts | | \$16,330,491 | | \$21,359,006 |
| Variance From Estimate | OVER | \$1,651,597 | OVER | \$2,401,531 |
| Variance From Estimate | OVER | 10.11% | OVER | 11.24% |
| Actual Prior Year | | \$14,824,399 | | \$19,784,688 |
| Total 2024-2025 Estimate | | | | \$63,224,545 |
| Percent Of Total Estimate Received | | | | 37.58% |
| Percent Of Budget Year Completed | | | 2 Months | 16.67% |

COMMENTS: We are on target with our annual estimates.

COMPARISON OF TOTAL MONTHLY GENERAL PROPERTY TAX (REAL ESTATE)



COMPARISON OF TOTAL YEAR-TO-DATE GENERAL PROPERTY TAX (REAL ESTATE)

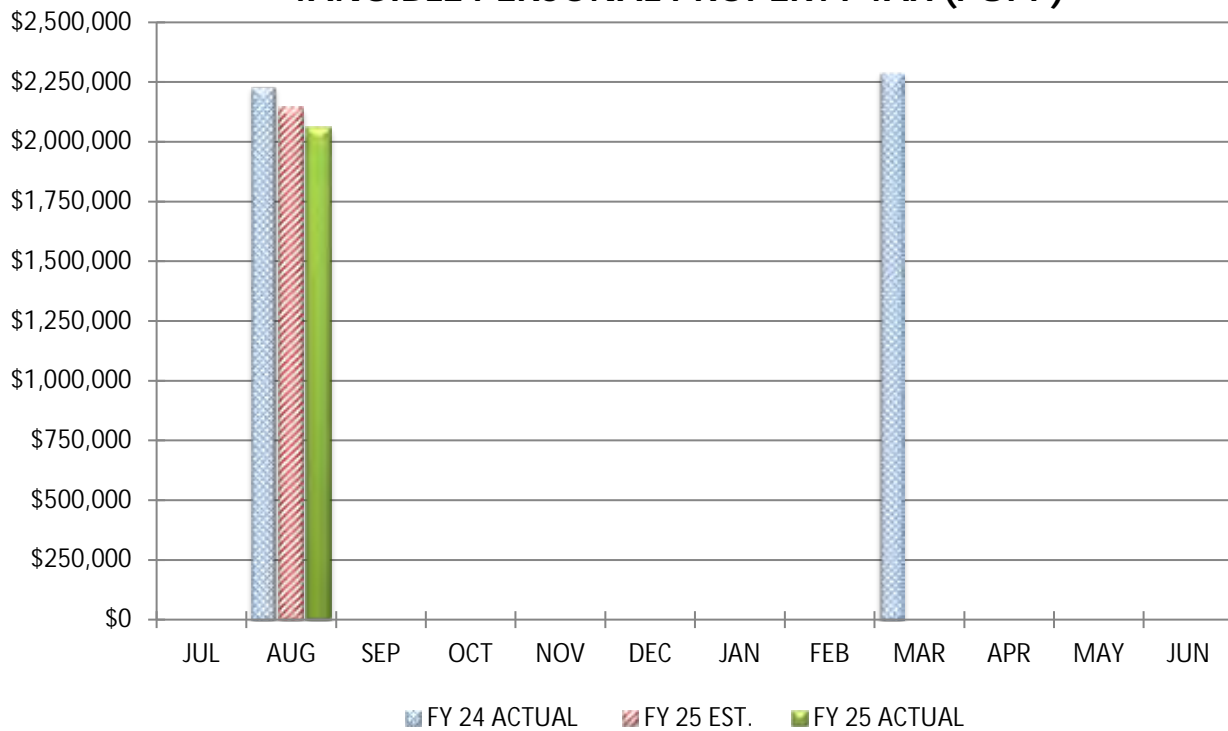


COMPARISON OF GENERAL PROPERTY TAX (REAL ESTATE)

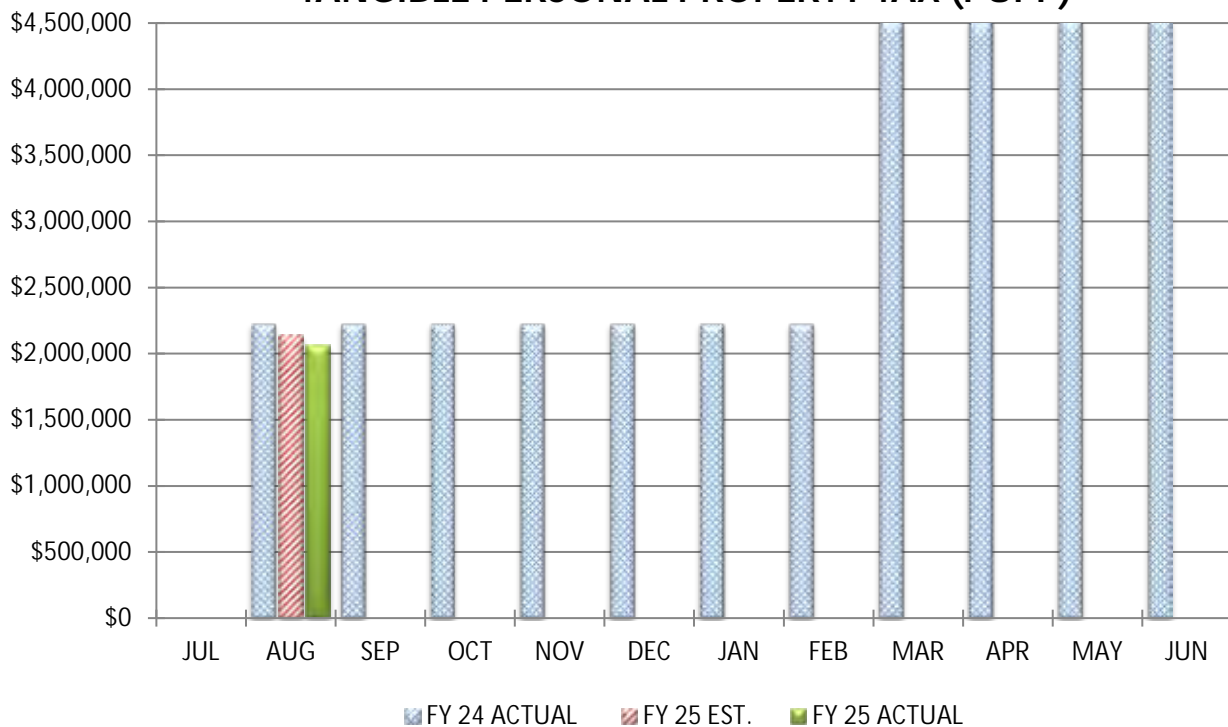
| August 31, 2024 | | | | |
|------------------------------------|------|--------------|--------------|--------------|
| | | MONTH | | |
| | | | YEAR-TO-DATE | |
| Actual Real Estate Tax Receipts | | \$15,153,637 | | \$15,153,637 |
| Estimated Real Estate Tax Receipts | | \$13,119,035 | | \$13,119,035 |
| Variance From Estimate | OVER | \$2,034,602 | OVER | \$2,034,602 |
| Variance From Estimate | OVER | 15.51% | OVER | 15.51% |
| Actual Prior Year | | \$11,481,688 | | \$11,481,688 |
| Total 2024-2025 Estimate | | | | \$32,889,810 |
| Percent Of Total Estimate Received | | | | 46.07% |
| Percent Of Budget Year Completed | | | 2 months | 16.67% |

COMMENTS: We are on target with our annual estimates.

COMPARISON OF TOTAL MONTHLY TANGIBLE PERSONAL PROPERTY TAX (PUPP)



COMPARISON OF TOTAL YEAR-TO-DATE TANGIBLE PERSONAL PROPERTY TAX (PUPP)



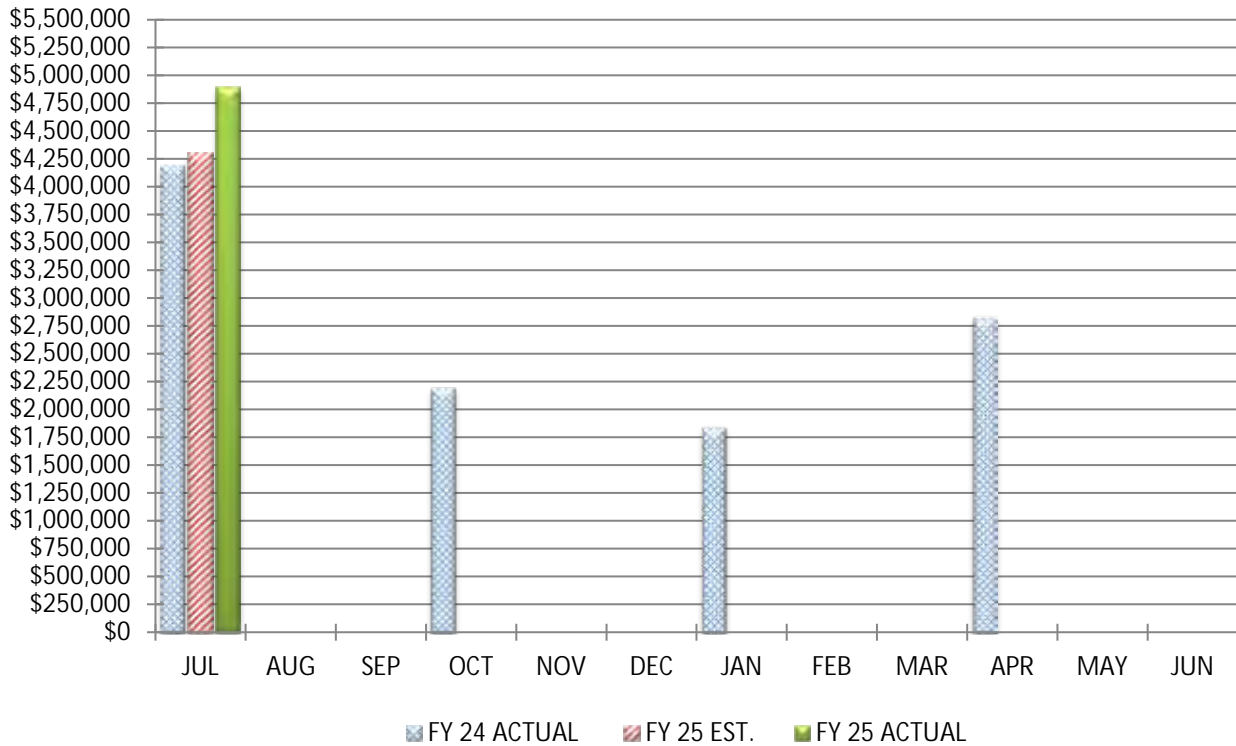
COMPARISON OF TANGIBLE PERSONAL PROPERTY TAX (PUPP)

August 31, 2024

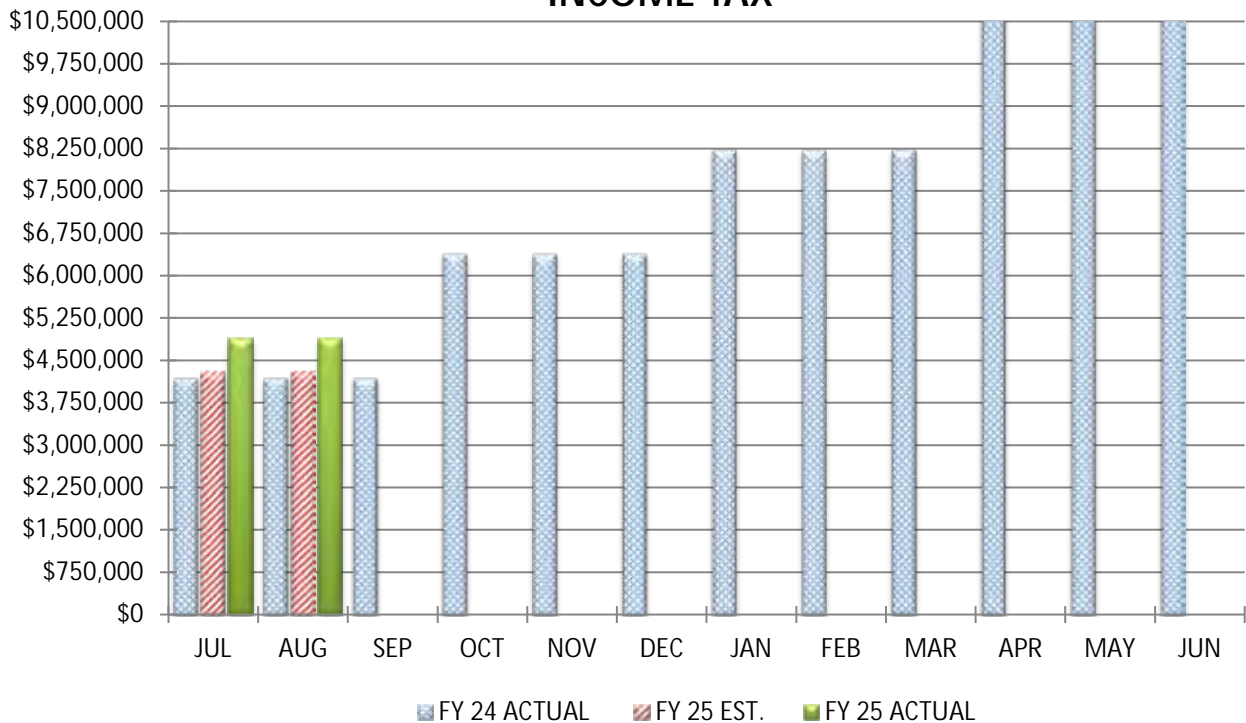
| | | <u>MONTH</u> | | <u>YEAR-TO-DATE</u> |
|------------------------------------|-------|--------------|----------|---------------------|
| Actual PUPP Tax Receipts | | \$2,059,845 | | \$2,059,845 |
| Estimated PUPP Tax Receipts | | \$2,144,633 | | \$2,144,633 |
| Variance From Estimate | UNDER | (\$84,788) | UNDER | (\$84,788) |
| Variance From Estimate | UNDER | -3.95% | UNDER | -3.95% |
| Actual Prior Year | | \$2,229,802 | | \$2,229,802 |
| Total 2024-2025 Estimate | | | | \$4,345,334 |
| Percent Of Total Estimate Received | | | | 47.40% |
| Percent Of Budget Year Completed | | | 2 months | 16.67% |

COMMENTS: We are on target with our annual estimates.

COMPARISON OF TOTAL MONTHLY INCOME TAX



COMPARISON OF TOTAL YEAR-TO-DATE INCOME TAX



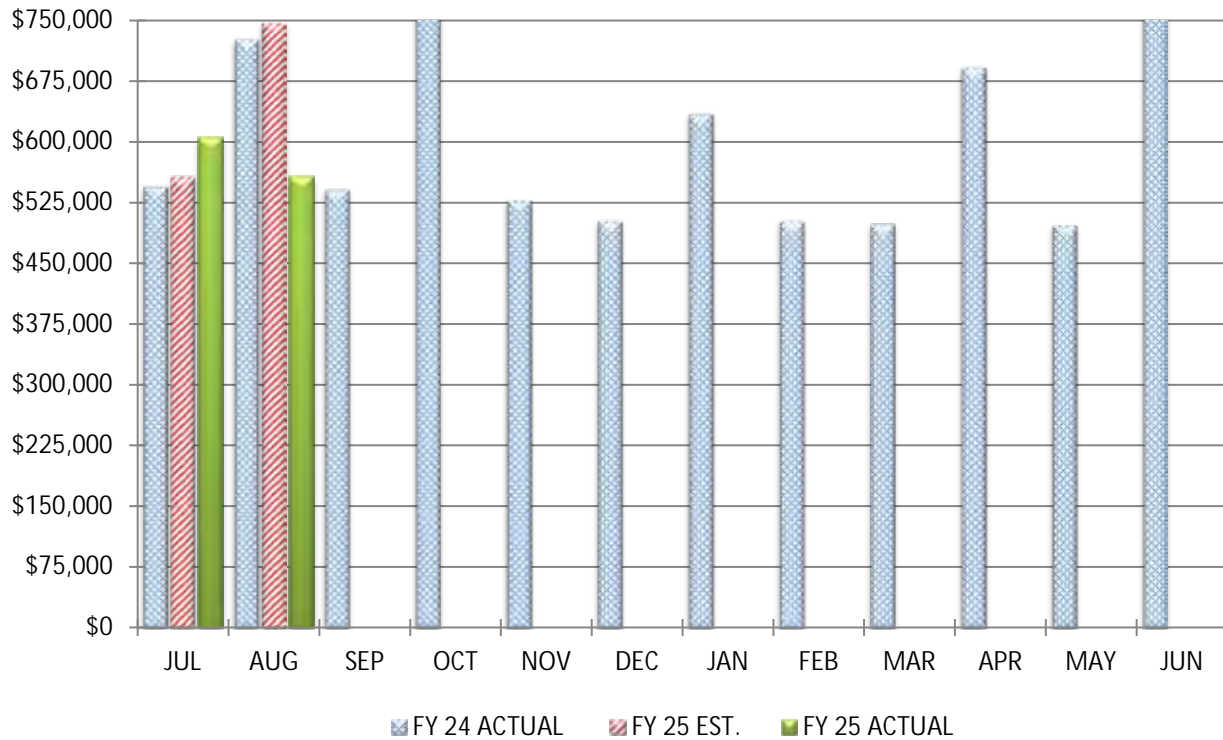
COMPARISON OF INCOME TAX

August 31, 2024

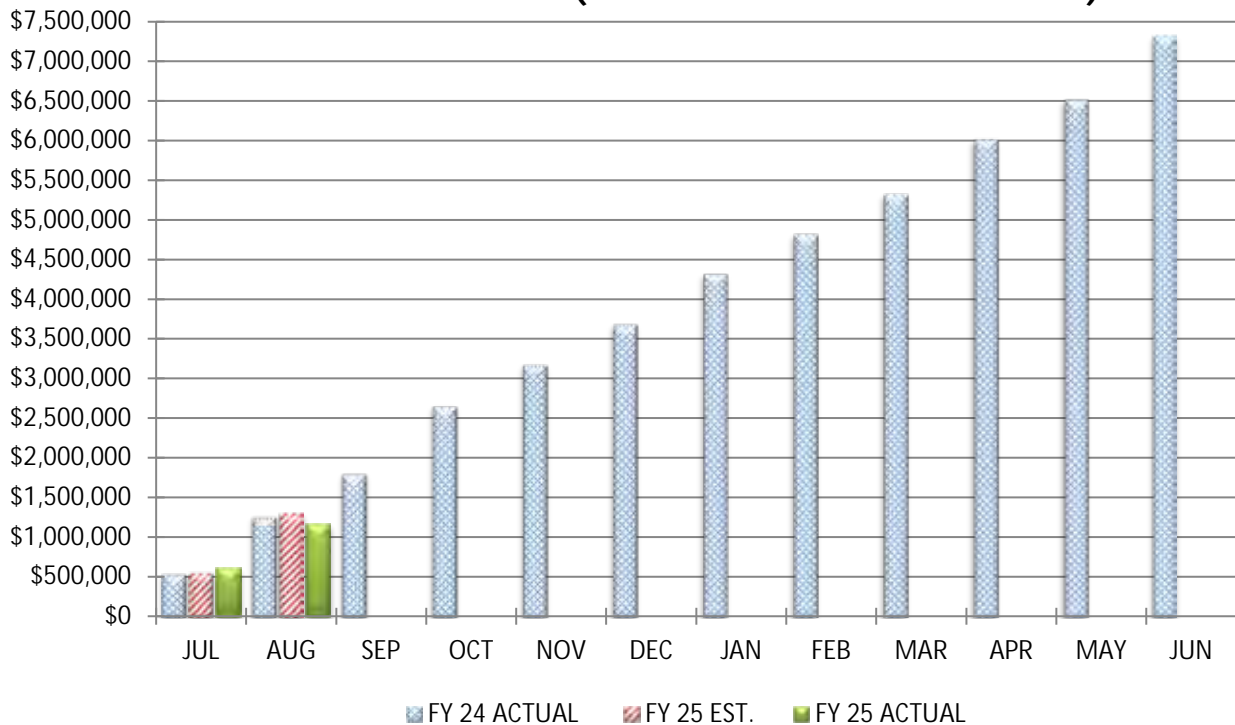
| | <u>MONTH</u> | <u>YEAR-TO-DATE</u> |
|------------------------------------|---------------|---------------------|
| Actual State Receipts | \$0 | \$4,895,160 |
| Estimated State Receipts | \$0 | \$4,305,919 |
| Variance From Estimate | \$0 OVER | \$589,241 |
| Variance From Estimate | 0.00% OVER | 13.68% |
| Actual Prior Year | \$0 | \$4,193,146 |
| Total 2024-2025 Estimate | | \$11,360,147 |
| Percent Of Total Estimate Received | | 43.09% |
| Percent Of Budget Year Completed | 2 months | 16.67% |

COMMENTS: We are on target with our annual estimates.

COMPARISON OF TOTAL MONTHLY STATE GRANTS-IN-AID (UNRESTRICTED & RESTRICTED)



COMPARISON OF TOTAL YEAR-TO-DATE STATE GRANTS-IN-AID (UNRESTRICTED & RESTRICTED)

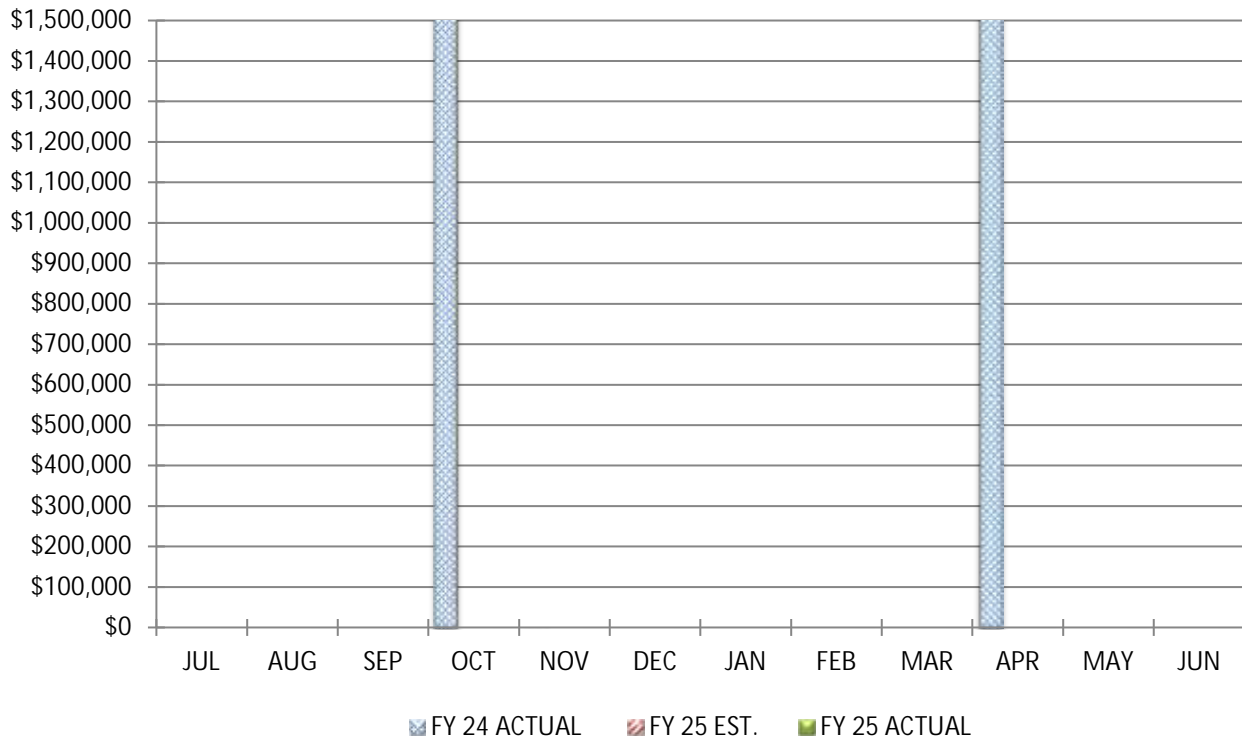


COMPARISON OF STATE GRANTS-IN-AID (UNRESTRICTED & RESTRICTED)

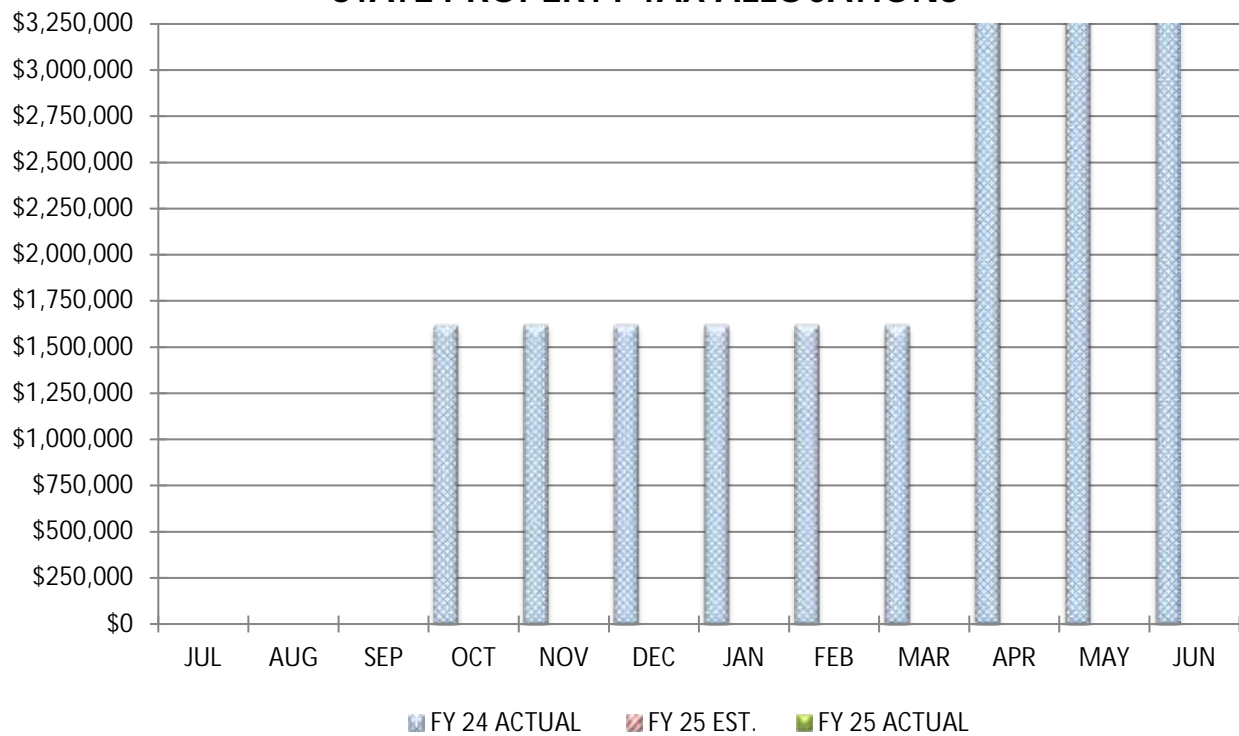
| August 31, 2024 | | | | |
|------------------------------------|-------|--------------|----------|---------------------|
| | | <u>MONTH</u> | | <u>YEAR-TO-DATE</u> |
| Actual State Receipts | | \$557,285 | | \$1,163,540 |
| Estimated State Receipts | | \$747,224 | | \$1,305,231 |
| Variance From Estimate | UNDER | (\$189,939) | UNDER | (\$141,691) |
| Variance From Estimate | UNDER | -25.42% | UNDER | -10.86% |
| Actual Prior Year | | \$726,768 | | \$1,272,579 |
| Total 2024-2025 Estimate | | | | \$7,335,907 |
| Percent Of Total Estimate Received | | | | 15.86% |
| Percent Of Budget Year Completed | | | 2 months | 16.67% |

COMMENTS: We are on target with our annual estimates.

COMPARISON OF TOTAL MONTHLY STATE PROPERTY TAX ALLOCATIONS



COMPARISON OF TOTAL YEAR-TO-DATE STATE PROPERTY TAX ALLOCATIONS



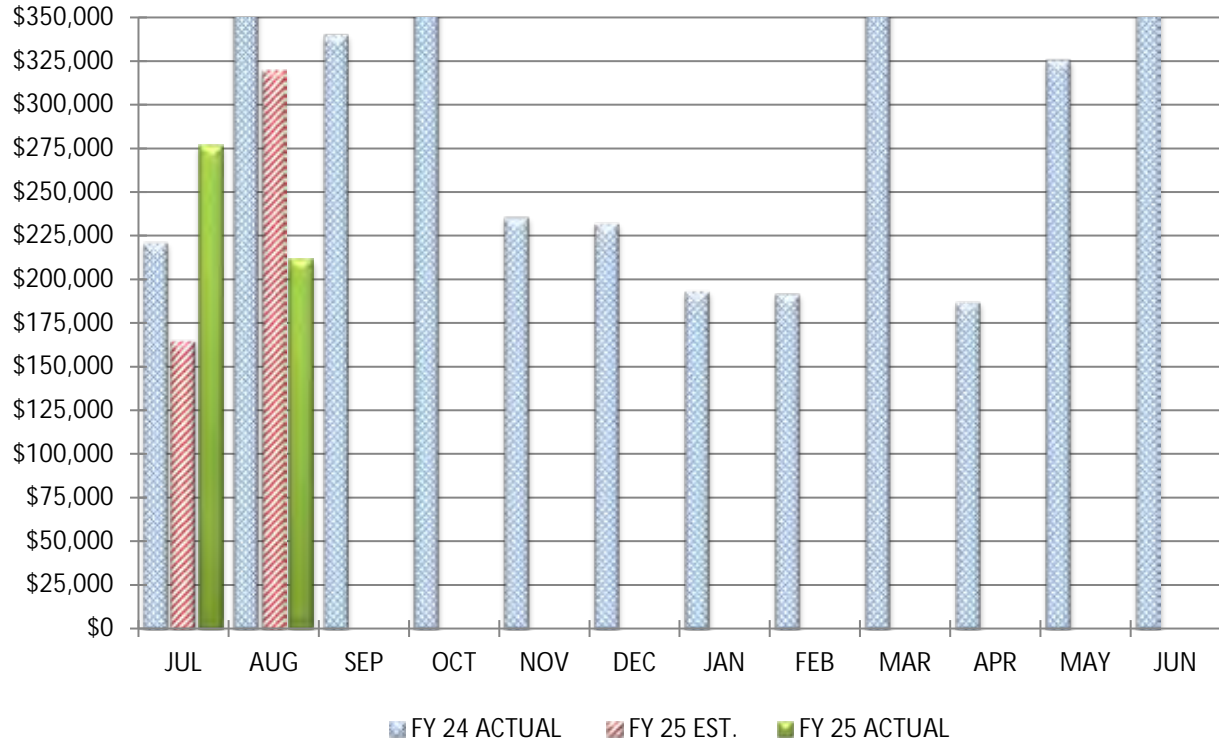
COMPARISON OF STATE PROPERTY TAX ALLOCATIONS

August 31, 2024

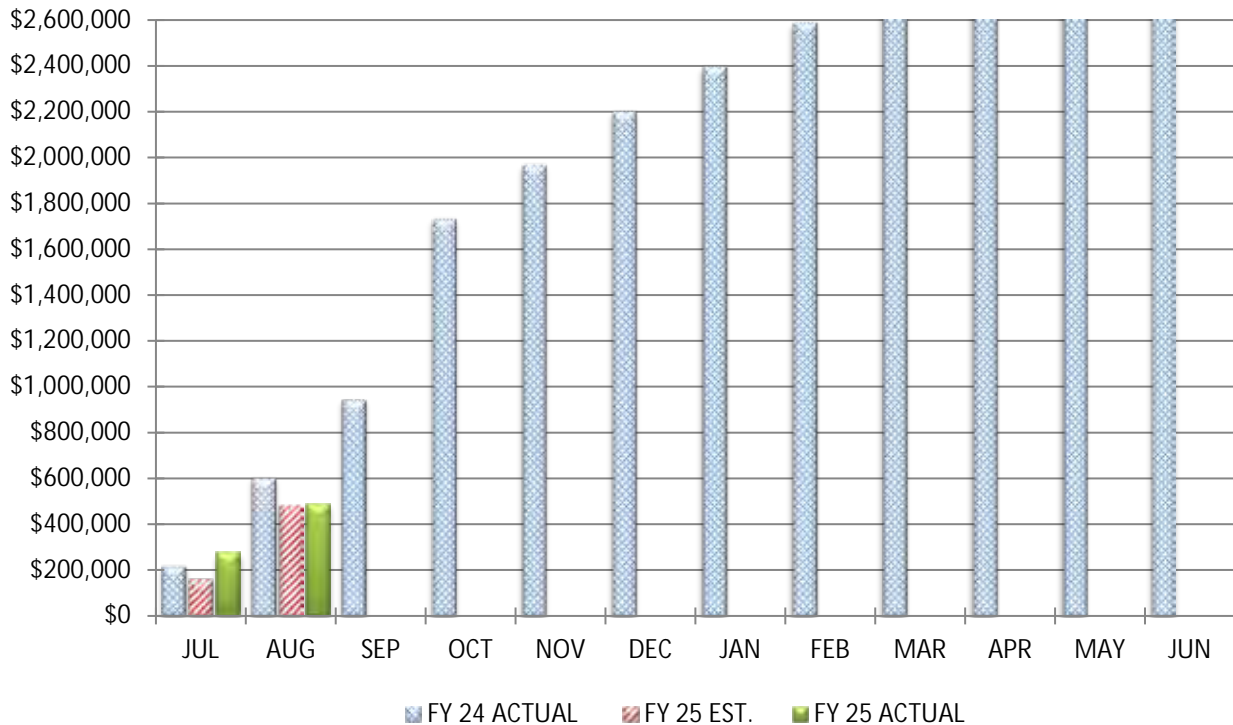
| | <u>MONTH</u> | <u>YEAR-TO-DATE</u> |
|------------------------------------|--------------|---------------------|
| Actual Tax Allocation Receipts | \$0 | \$0 |
| Estimated Tax Allocation Receipts | \$0 | \$0 |
| Variance From Estimate | \$0 | \$0 |
| Variance From Estimate | 0.00% | 0.00% |
| Actual Prior Year | \$0 | \$0 |
| Total 2024-2025 Estimate | | \$4,259,327 |
| Percent Of Total Estimate Received | | 0.00% |
| Percent Of Budget Year Completed | 2 months | 16.67% |

COMMENTS: We are on target with our annual estimates.

COMPARISON OF TOTAL MONTHLY OTHER REVENUES & OTHER FINANCING SOURCES



COMPARISON OF TOTAL YEAR-TO-DATE OTHER REVENUES & OTHER FINANCING SOURCES

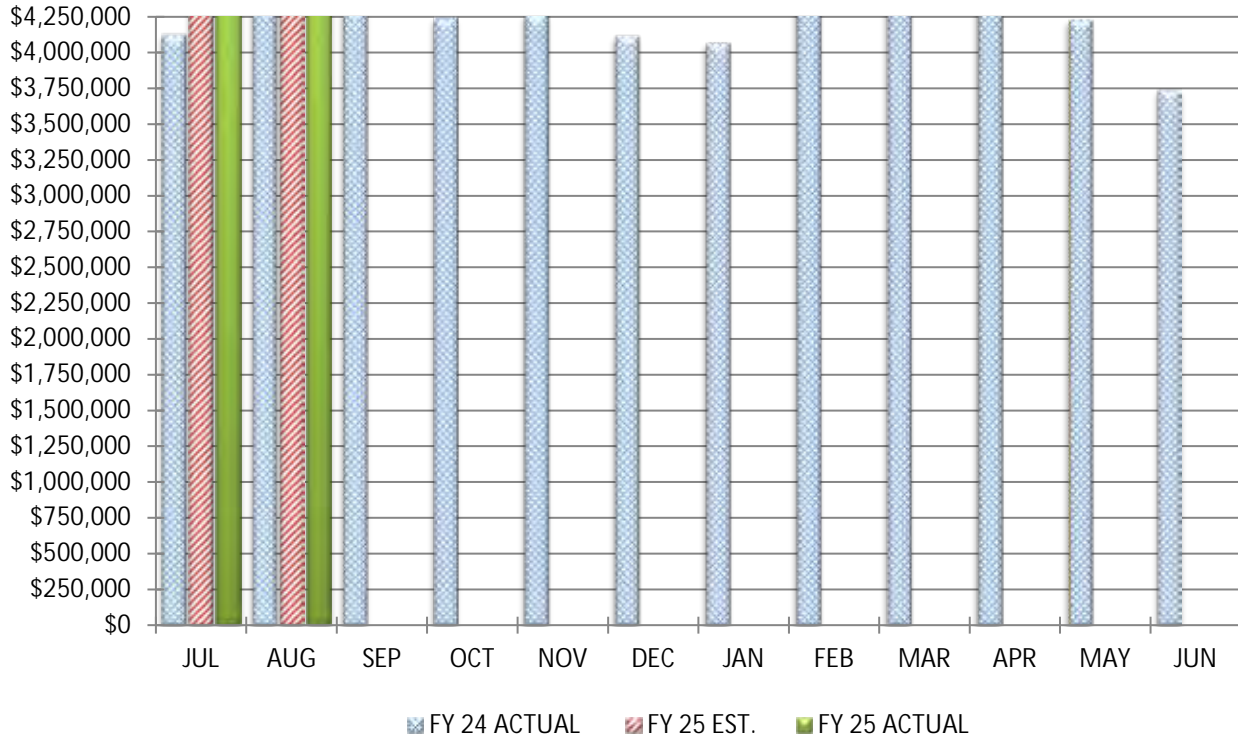


COMPARISON OF OTHER REVENUES & OTHER FINANCING SOURCES

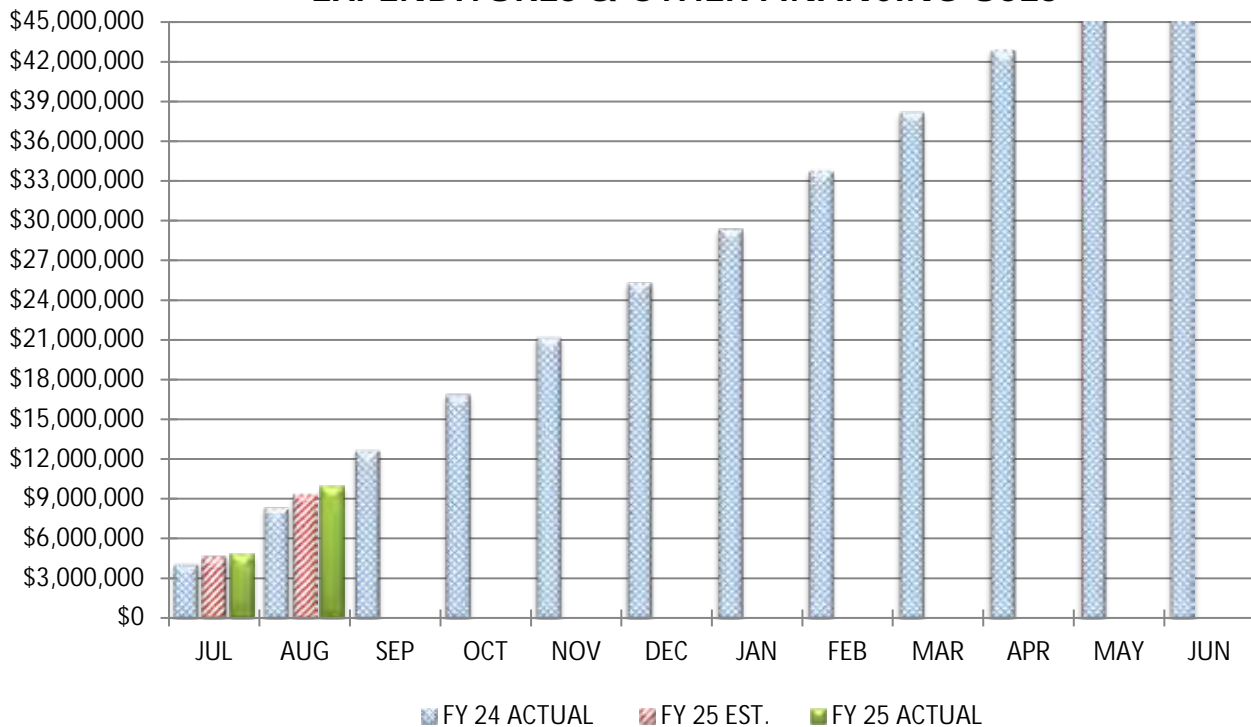
| August 31, 2024 | | | | |
|------------------------------------|-------|-------------|----------|--------------|
| | | MONTH | | YEAR-TO-DATE |
| Actual Other Receipts | | \$211,321 | | \$488,355 |
| Estimated Other Receipts | | \$319,598 | | \$484,187 |
| Variance From Estimate | UNDER | (\$108,277) | OVER | \$4,168 |
| Variance From Estimate | UNDER | -33.88% | OVER | 0.86% |
| Actual Prior Year | | \$386,141 | | \$607,474 |
| Total 2024-2025 Estimate | | | | \$3,034,020 |
| Percent Of Total Estimate Received | | | | 16.10% |
| Percent Of Budget Year Completed | | | 2 months | 16.67% |

COMMENTS: We are on target with our annual estimates.

COMPARISON OF TOTAL MONTHLY EXPENDITURES & OTHER FINANCING USES



COMPARISON OF TOTAL YEAR-TO-DATE EXPENDITURES & OTHER FINANCING USES

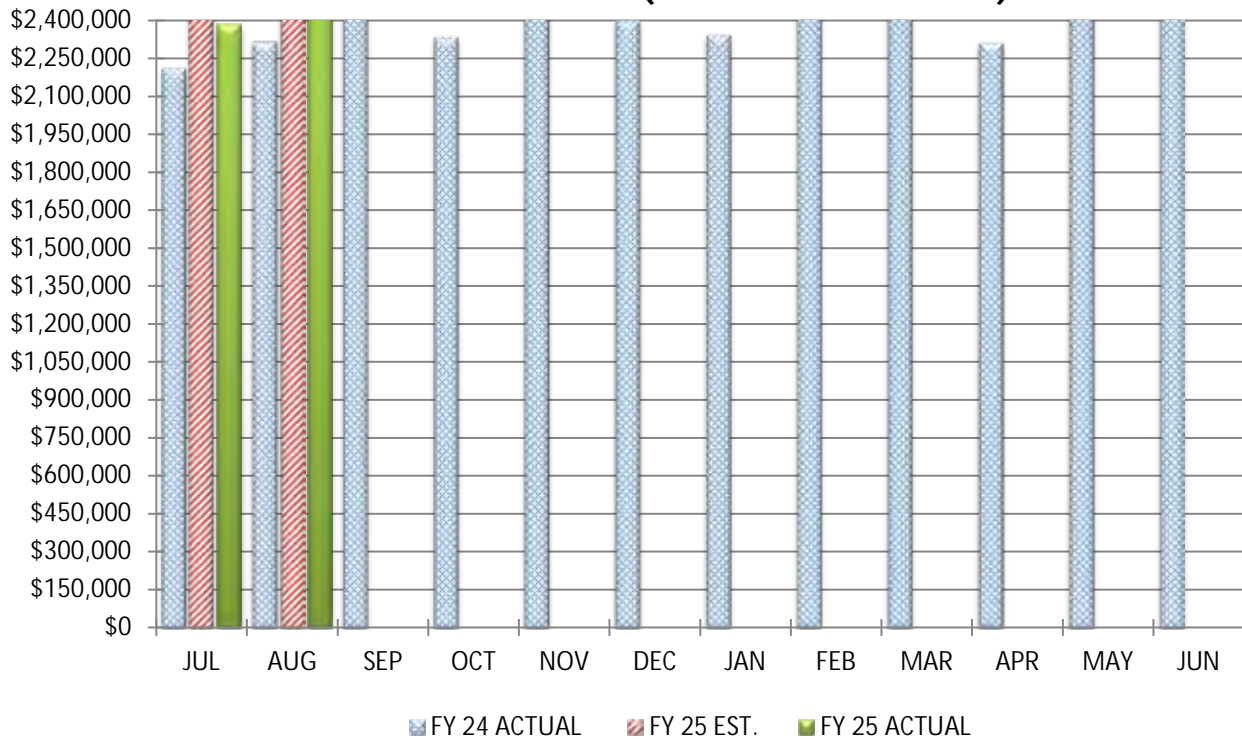


COMPARISON OF TOTAL EXPENDITURES & OTHER FINANCING USES

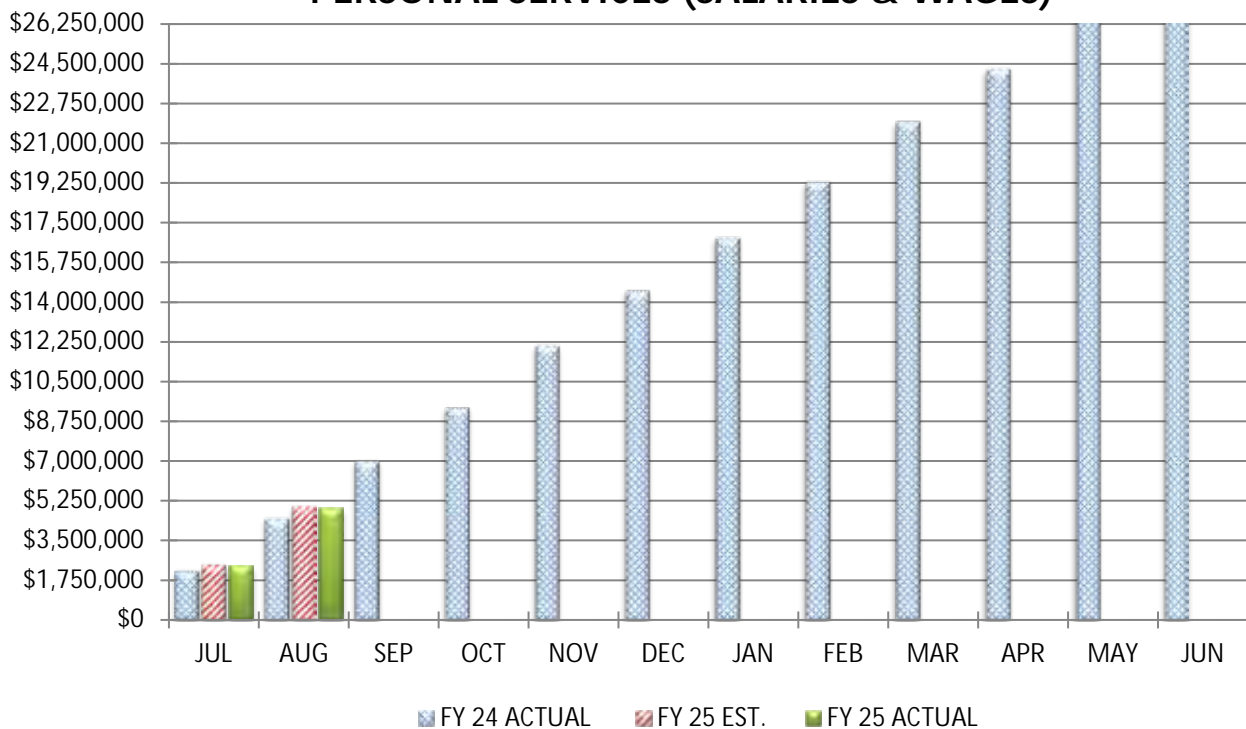
| August 31, 2024 | | | | |
|----------------------------------|------|--------------|---------------------|--------------|
| | | <u>MONTH</u> | | |
| | | | <u>YEAR-TO-DATE</u> | |
| Actual Expenditures | | \$5,065,057 | | \$9,909,453 |
| Estimated Expenditures | | \$4,678,514 | | \$9,335,973 |
| Variance From Estimate | OVER | \$386,543 | OVER | \$573,480 |
| Variance From Estimate | OVER | 8.26% | OVER | 6.14% |
| Actual Prior Year | | \$4,297,898 | | \$8,424,057 |
| Total 2024-2025 Estimate | | | | \$57,207,384 |
| Percent Of Total Estimate Spent | | | | 17.32% |
| Percent Of Budget Year Completed | | 2 months | | 16.67% |

COMMENTS: We are on target with our annual estimates.

COMPARISON OF TOTAL MONTHLY PERSONAL SERVICES (SALARIES & WAGES)



COMPARISON OF TOTAL YEAR-TO-DATE PERSONAL SERVICES (SALARIES & WAGES)



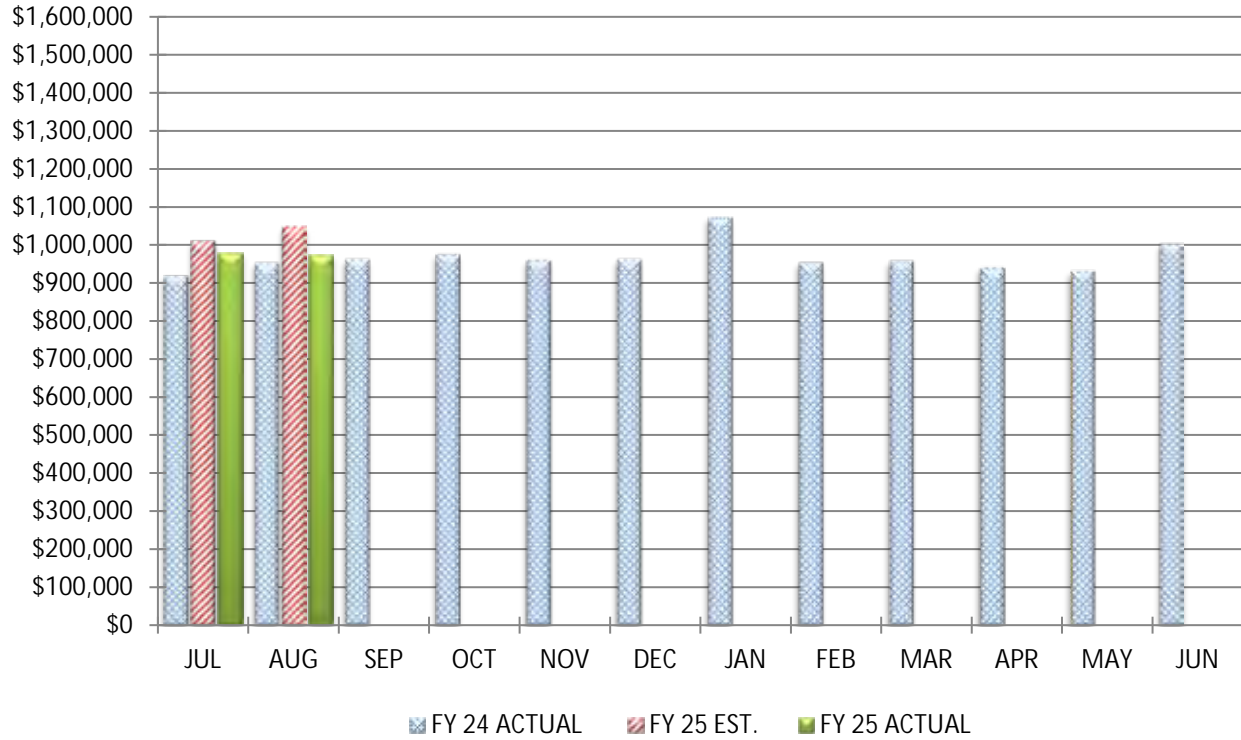
COMPARISON OF PERSONAL SERVICES (SALARIES & WAGES)

August 31, 2024

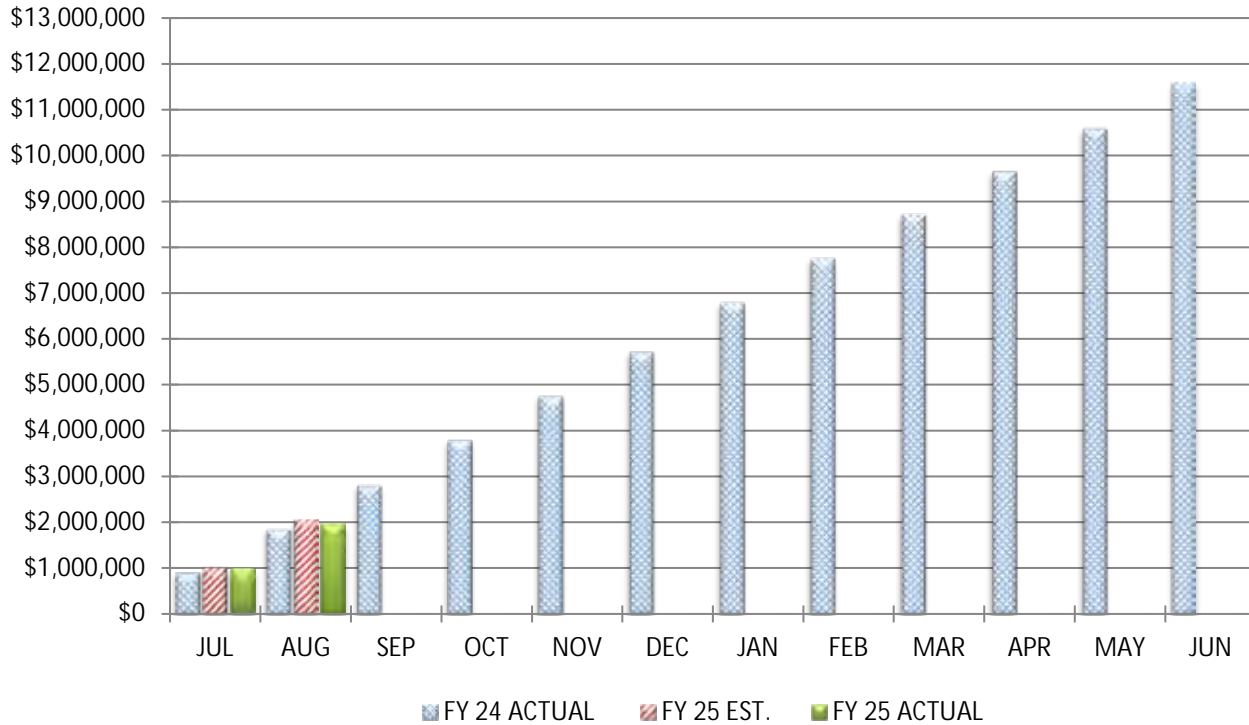
| | | <u>MONTH</u> | | <u>YEAR-TO-DATE</u> |
|----------------------------------|-------|--------------|----------|---------------------|
| Actual Wage Expenditures | | \$2,534,974 | | \$4,920,393 |
| Estimated Wage Expenditures | | \$2,566,534 | | \$5,015,029 |
| Variance From Estimate | UNDER | (\$31,560) | UNDER | (\$94,636) |
| Variance From Estimate | UNDER | -1.23% | UNDER | -1.89% |
| Actual Prior Year | | \$2,317,471 | | \$4,528,358 |
| Total 2024-2025 Estimate | | | | \$32,462,155 |
| Percent Of Total Estimate Spent | | | | 15.16% |
| Percent Of Budget Year Completed | | | 2 months | 16.67% |

COMMENTS: We are on target with our annual estimates.

COMPARISON OF TOTAL MONTHLY EMPLOYEES' RETIREMENT/INSURANCE BENEFITS



COMPARISON OF TOTAL YEAR-TO-DATE EMPLOYEES' RETIREMENT/INSURANCE BENEFITS

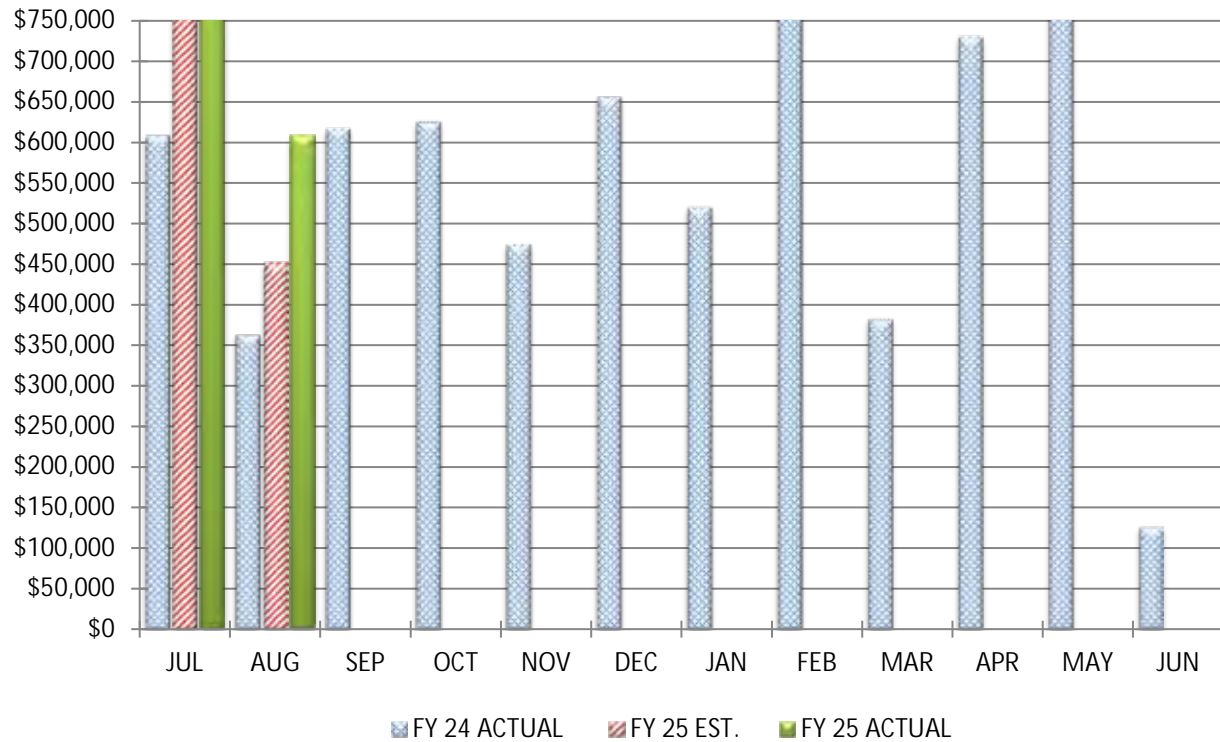


COMPARISON OF EMPLOYEES' RETIREMENT/INSURANCE BENEFITS

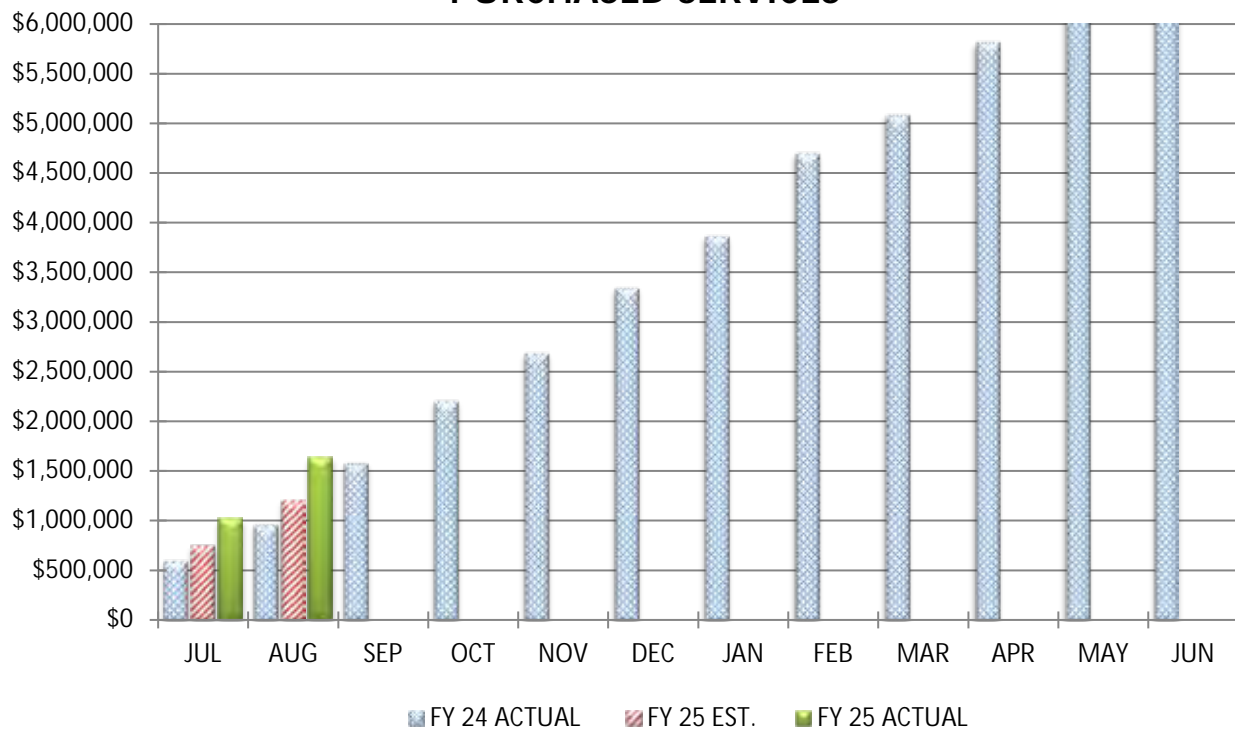
| August 31, 2024 | | | | |
|---------------------------------------|-------|--------------|----------|---------------------|
| | | <u>MONTH</u> | | <u>YEAR-TO-DATE</u> |
| Actual Fringe Benefit Expenditures | | \$973,768 | | \$1,952,899 |
| Estimated Fringe Benefit Expenditures | | \$1,048,039 | | \$2,059,257 |
| Variance From Estimate | UNDER | (\$74,270) | UNDER | (\$106,359) |
| Variance From Estimate | UNDER | -7.09% | UNDER | -5.16% |
| Actual Prior Year | | \$952,295 | | \$1,871,134 |
| Total 2024-2025 Estimate | | | | \$12,748,792 |
| Percent Of Total Estimate Spent | | | | 15.32% |
| Percent Of Budget Year Completed | | | 2 months | 16.67% |

COMMENTS: We are on target with our annual estimates.

COMPARISON OF TOTAL MONTHLY PURCHASED SERVICES



COMPARISON OF TOTAL YEAR-TO-DATE PURCHASED SERVICES



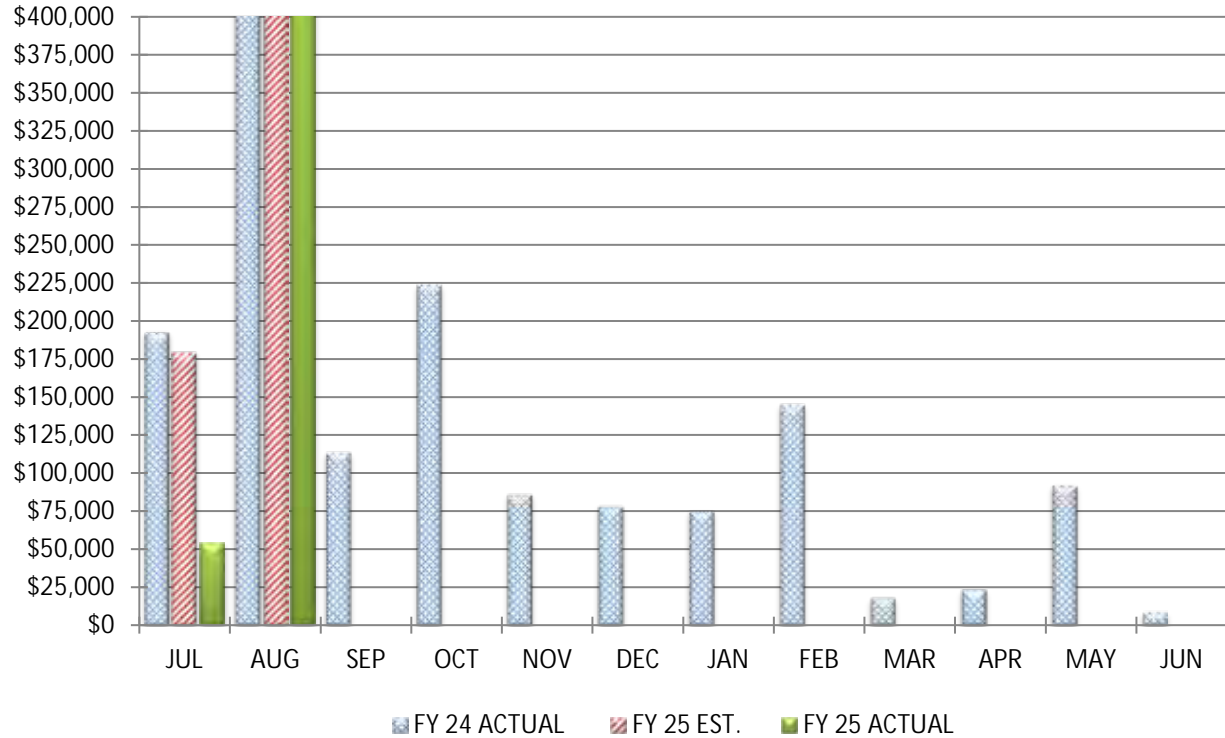
COMPARISON OF PURCHASED SERVICES

August 31, 2024

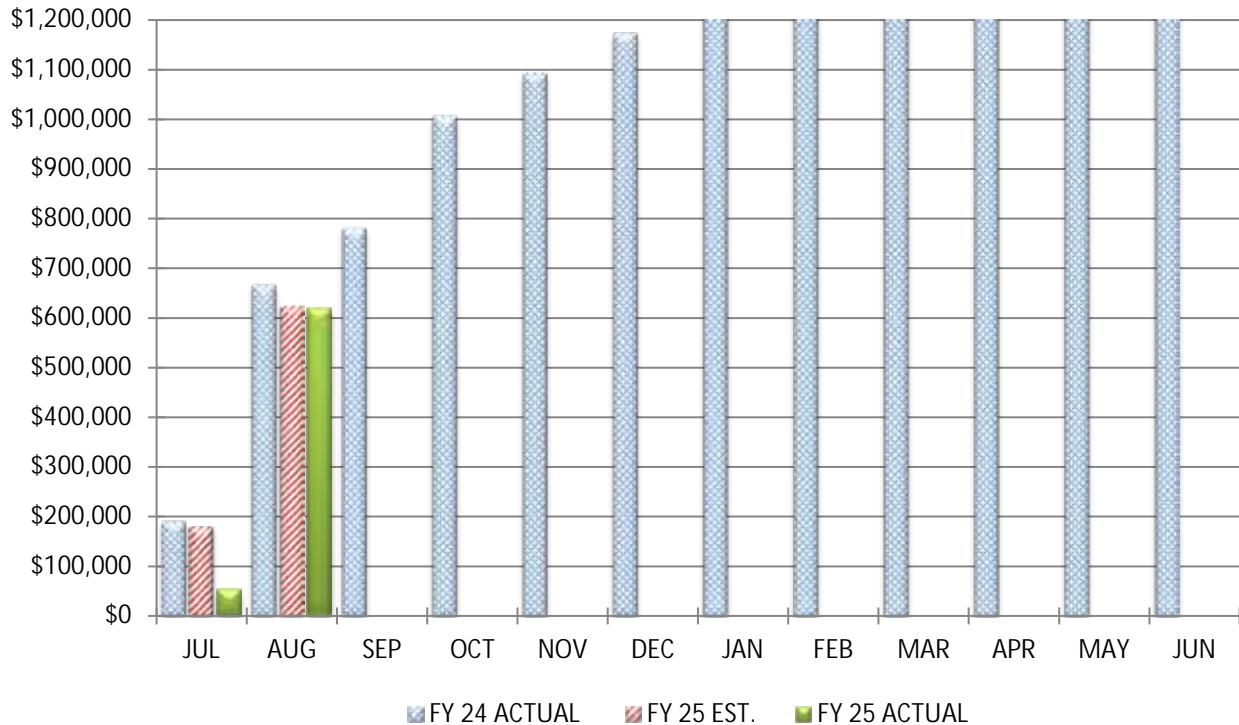
| | | <u>MONTH</u> | | <u>YEAR-TO-DATE</u> |
|----------------------------------|------|--------------|------|---------------------|
| Actual Service Expenditures | | \$609,211 | | \$1,633,961 |
| Estimated Service Expenditures | | \$453,170 | | \$1,210,877 |
| Variance From Estimate | OVER | \$156,041 | OVER | \$423,084 |
| Variance From Estimate | OVER | 34.43% | OVER | 34.94% |
| Actual Prior Year | | \$364,156 | | \$973,031 |
| Total 2024-2025 Estimate | | | | \$8,351,717 |
| Percent Of Total Estimate Spent | | | | 19.56% |
| Percent Of Budget Year Completed | | 2 months | | 16.67% |

COMMENTS: We are on target with our annual estimates. We are noting significant increases compared to last year in this line due to increases in utilities and insurance costs for our additional buildings on top of general inflationary increases from most service providers. We have planned for increases in these areas in our fiscal year 2025 budget, but we will have to watch this cost area throughout the year.

COMPARISON OF TOTAL MONTHLY SUPPLIES AND MATERIALS



COMPARISON OF TOTAL YEAR-TO-DATE SUPPLIES AND MATERIALS



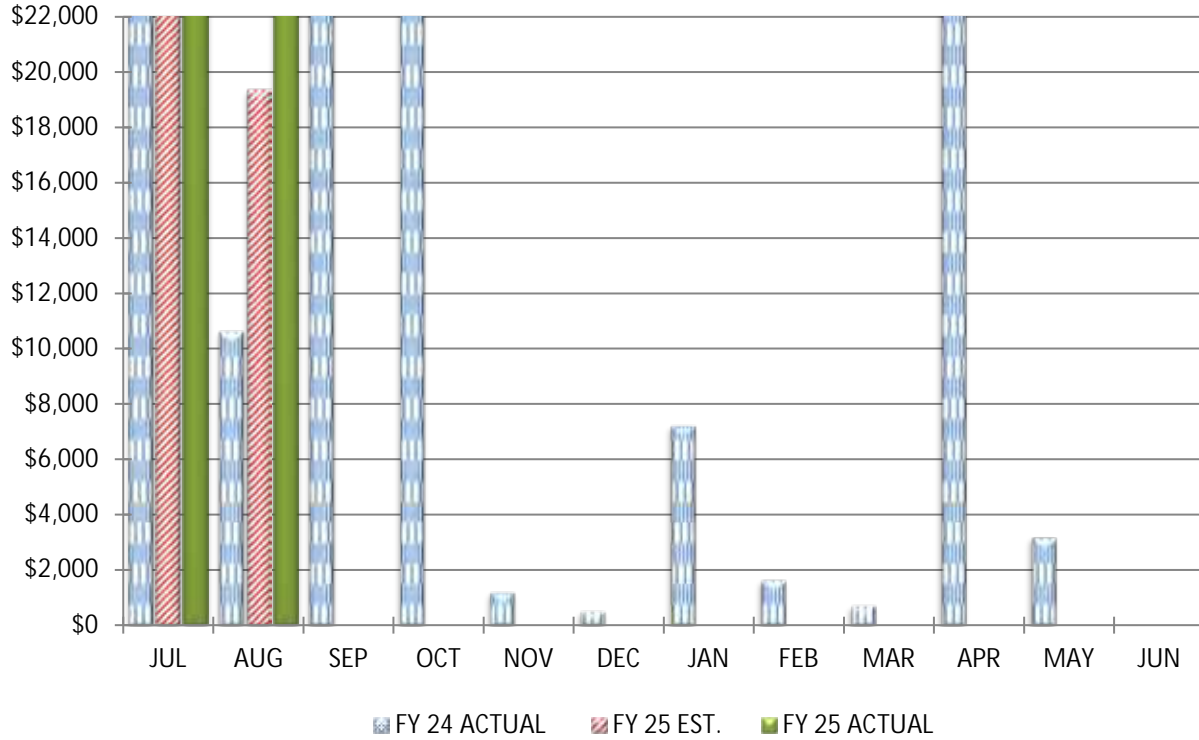
COMPARISON OF SUPPLIES AND MATERIALS

August 31, 2024

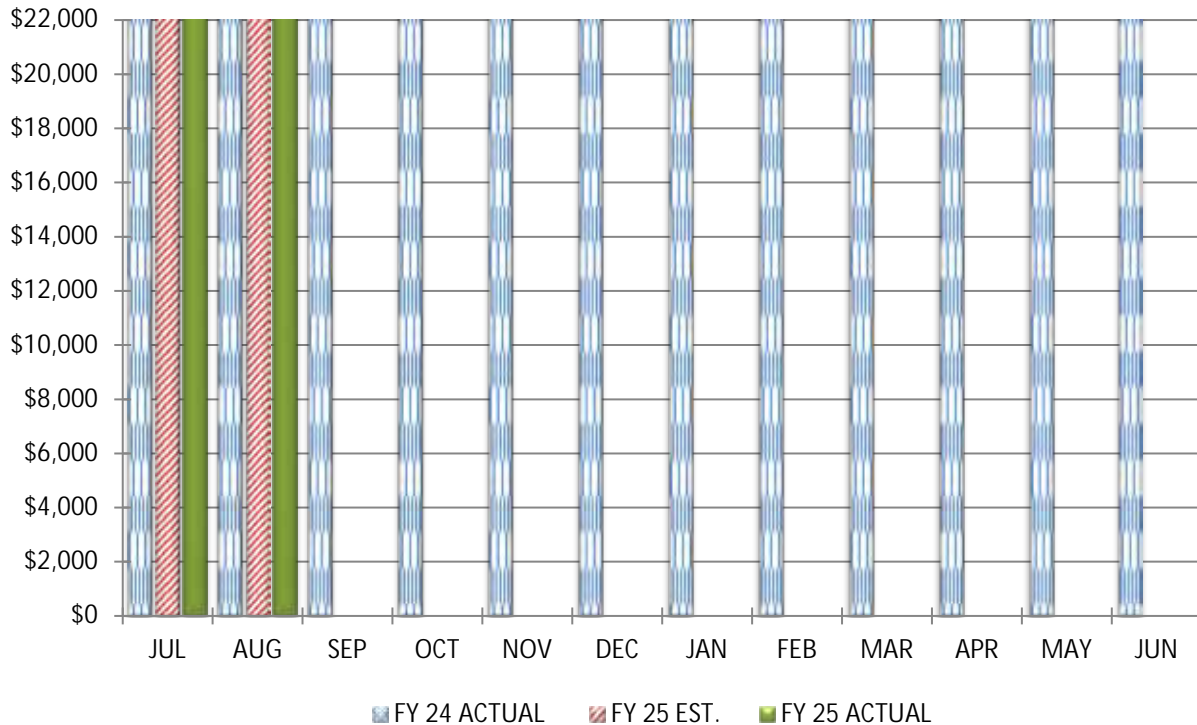
| | | <u>MONTH</u> | | <u>YEAR-TO-DATE</u> |
|----------------------------------|------|--------------|----------|---------------------|
| Actual Material Expenditures | | \$566,021 | | \$620,116 |
| Estimated Material Expenditures | | \$442,591 | | \$622,858 |
| Variance From Estimate | OVER | \$123,430 | UNDER | (\$2,743) |
| Variance From Estimate | OVER | 27.89% | UNDER | -0.44% |
| Actual Prior Year | | \$474,403 | | \$667,628 |
| Total 2024-2025 Estimate | | | | \$1,434,967 |
| Percent Of Total Estimate Spent | | | | 43.21% |
| Percent Of Budget Year Completed | | | 2 months | 16.67% |

COMMENTS: We are on target with our annual estimates. We are noting significant increases compared to last year in this line specifically due to bus fuel and our software subscriptions on top of general inflationary increases for many supply and material items. We have planned for increases in these areas in our fiscal year 2025 budget, but we will have to watch this cost area throughout the year.

COMPARISON OF TOTAL MONTHLY CAPITAL OUTLAY



COMPARISON OF TOTAL YEAR-TO-DATE CAPITAL OUTLAY



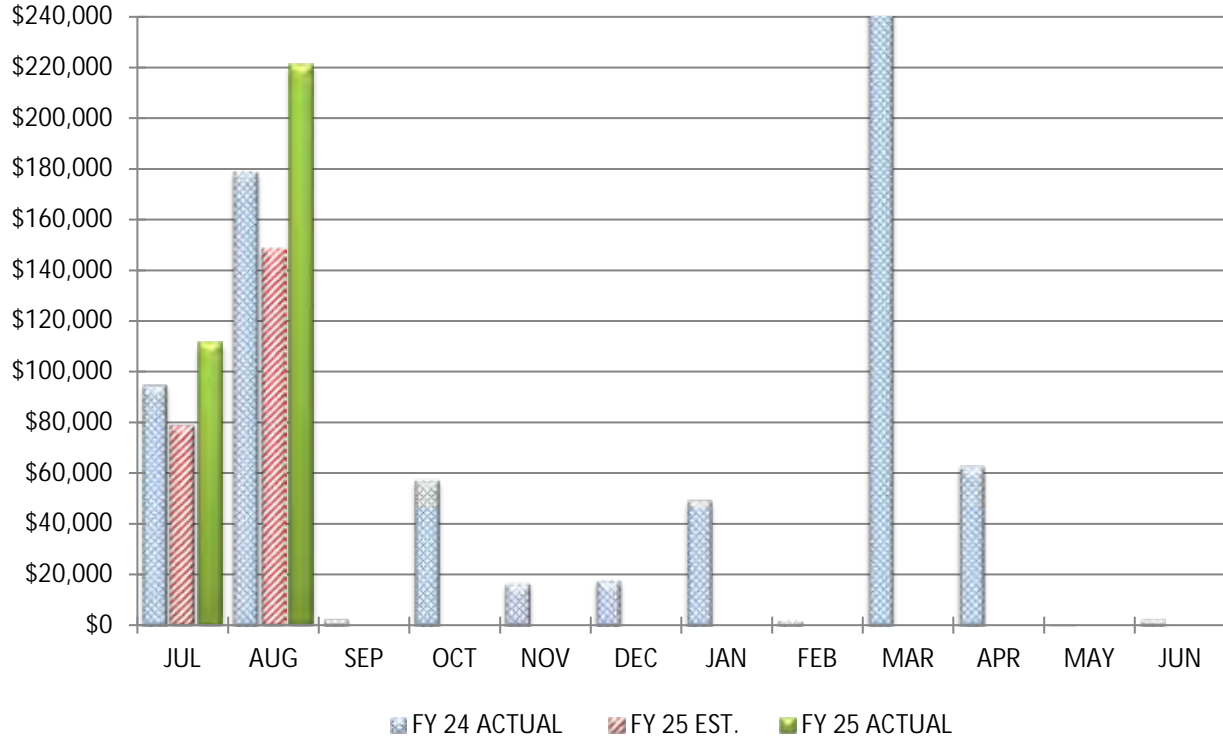
COMPARISON OF CAPITAL OUTLAY

August 31, 2024

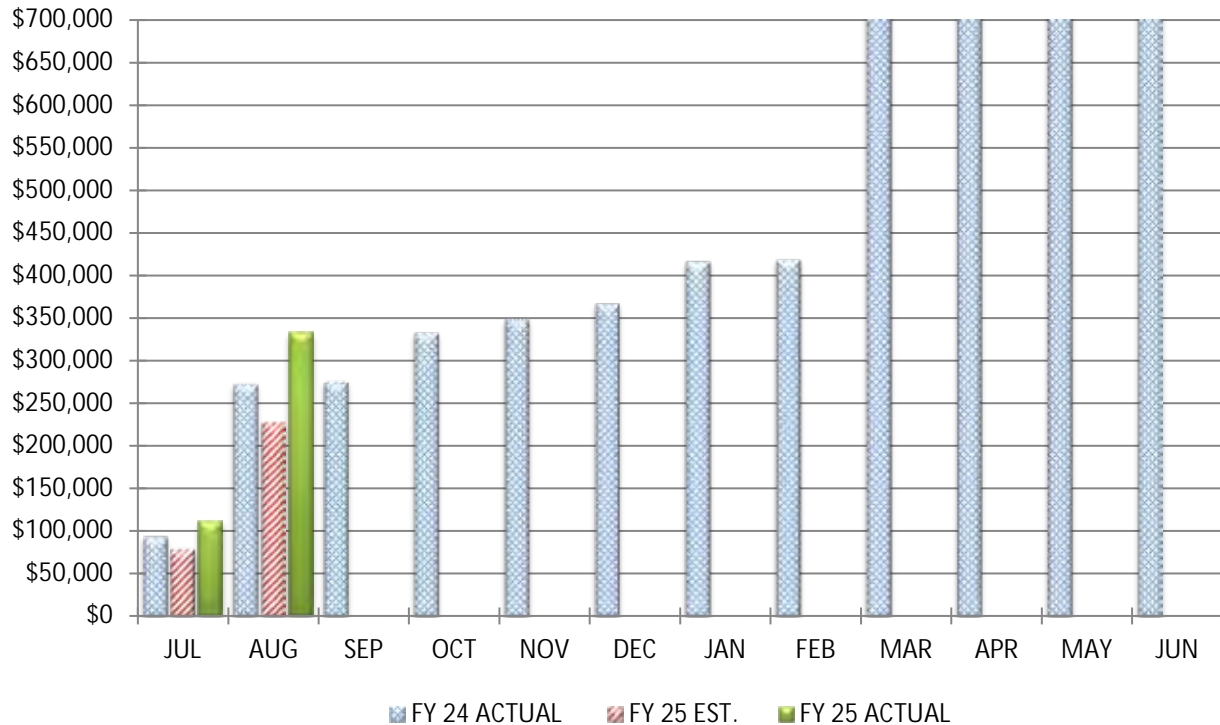
| | | <u>MONTH</u> | | <u>YEAR-TO-DATE</u> |
|----------------------------------|------|--------------|------|---------------------|
| Actual Equipment Expenditures | | \$159,866 | | \$449,446 |
| Estimated Equipment Expenditures | | \$19,379 | | \$200,361 |
| Variance From Estimate | OVER | \$140,487 | OVER | \$249,085 |
| Variance From Estimate | OVER | 724.95% | OVER | 124.32% |
| Actual Prior Year | | \$10,665 | | \$110,270 |
| Total 2024-2025 Estimate | | | | \$1,495,000 |
| Percent Of Total Estimate Spent | | | | 30.06% |
| Percent Of Budget Year Completed | | 2 months | | 16.67% |

COMMENTS: We are on target with our annual estimates.

COMPARISON OF TOTAL MONTHLY OTHER EXPENDITURE OBJECTS & OTHER FINANCING USES



COMPARISON OF TOTAL YEAR-TO-DATE OTHER EXPENDITURE OBJECTS & OTHER FINANCING USES



COMPARISON OF OTHER EXPENDITURE OBJECTS & OTHER FINANCING USES

| August 31, 2024 | | | | |
|----------------------------------|------|--------------|---------------------|-----------|
| | | <u>MONTH</u> | | |
| | | | <u>YEAR-TO-DATE</u> | |
| Actual Other Expenditures | | \$221,218 | | \$332,639 |
| Estimated Other Expenditures | | \$148,803 | | \$227,591 |
| | | | | |
| Variance From Estimate | OVER | \$72,415 | OVER | \$105,048 |
| Variance From Estimate | OVER | 48.67% | OVER | 46.16% |
| | | | | |
| Actual Prior Year | | \$178,908 | | \$273,636 |
| | | | | |
| Total 2024-2025 Estimate | | | | \$714,753 |
| Percent Of Total Estimate Spent | | | | 46.54% |
| Percent Of Budget Year Completed | | | 2 months | 16.67% |

COMMENTS: We are on target with our annual estimates.



BIG WALNUT | INSPIRE
LOCAL SCHOOLS & GUIDE

RECEIPTS, EXPENDITURES, AND FUND BALANCES REPORT
AND
MONTHLY SUMMARY CHECK REGISTER

Big Walnut Local Schools

Fund Report - August 31, 2024

| Code | Fund Description | FY Beginning Balance | MTD Actual Receipts | FYTD Actual Receipts | MTD Expended | FYTD Expended | Current Balance | FY Encumbrances | FYTD Unencumbered |
|--------------------|---|-------------------------|-------------------------|-------------------------|------------------------|-------------------------|-------------------------|-------------------------|-------------------------|
| 001 | GENERAL | \$ 34,233,502.61 | \$ 17,982,087.55 | \$ 23,760,536.94 | \$ 5,065,057.47 | \$ 9,909,453.35 | \$ 48,084,586.20 | \$ 5,115,871.50 | \$ 42,968,714.70 |
| 002 | BOND RETIREMENT | 6,726,650.19 | 4,103,638.10 | 4,103,638.10 | 46,118.04 | 46,118.04 | 10,784,170.25 | 8,944,928.41 | 1,839,241.84 |
| 003 | PERMANENT IMPROVEMENT | 2,047,366.81 | 612,931.68 | 612,931.68 | 419,564.49 | 633,271.61 | 2,027,026.88 | 792,193.72 | 1,234,833.16 |
| 004 | BUILDING | 763,265.92 | 4,004.93 | 8,618.52 | 47,025.00 | 47,025.00 | 724,859.44 | 473,945.69 | 250,913.75 |
| 006 | FOOD SERVICE | 1,131,331.19 | 110,117.06 | 117,100.77 | 105,743.84 | 178,232.80 | 1,070,199.16 | 418,766.99 | 651,432.17 |
| 012 | ADULT EDUCATION | 4,019.80 | 0.00 | 0.00 | 0.00 | 0.00 | 4,019.80 | 0.00 | 4,019.80 |
| 014 | ROTARY-INTERNAL SERVICES | 26,924.42 | 0.00 | (475.00) | 0.00 | 18,918.00 | 7,531.42 | 22,310.00 | (14,778.58) |
| 018 | PUBLIC SCHOOL SUPPORT | 148,672.41 | 7,349.59 | 7,003.09 | (545.96) | 4,795.17 | 150,880.33 | 23,616.45 | 127,263.88 |
| 019 | OTHER GRANT | 7,566.96 | 0.00 | 0.00 | 0.00 | 0.00 | 7,566.96 | 1,773.16 | 5,793.80 |
| 022 | DISTRICT CUSTODIAL | 384,716.36 | 354,779.45 | 355,250.28 | (1,144.82) | 23,855.15 | 716,111.49 | 15,300.61 | 700,810.88 |
| 028 | SPECIAL EDUCATION FUND | 892.58 | 0.00 | 0.00 | 0.00 | 0.00 | 892.58 | 0.00 | 892.58 |
| 070 | CAPITAL PROJECTS | 61,004.26 | 0.00 | 0.00 | 0.00 | 3,227.00 | 57,777.26 | 0.00 | 57,777.26 |
| 200 | STUDENT MANAGED ACTIVITY | 173,857.77 | 1,791.27 | 3,184.27 | 2,759.08 | 4,821.14 | 172,220.90 | 49,450.10 | 122,770.80 |
| 300 | DISTRICT MANAGED ACTIVITY | 155,255.50 | 127,595.00 | 150,583.50 | 79,007.73 | 146,214.49 | 159,624.51 | 98,380.27 | 61,244.24 |
| 401 | AUXILIARY SERVICES | 66,815.23 | 119,015.33 | 119,328.19 | 6,197.11 | 28,340.44 | 157,802.98 | 26,412.77 | 131,390.21 |
| 439 | PUBLIC SCHOOL PRESCHOOL | (1,714.01) | 0.00 | 1,714.01 | 8,663.88 | 17,329.40 | (17,329.40) | 204,501.78 | (221,831.18) |
| 499 | MISCELLANEOUS STATE GRANT FUND | 50,890.74 | 0.00 | 0.00 | 0.00 | 6,300.00 | 44,590.74 | 0.00 | 44,590.74 |
| 507 | ELEMENTARY AND SECONDARY SCHOOL EMERGENCY RELIEF FUND | (90,619.18) | 61,078.92 | 151,698.10 | 46,521.53 | 96,707.14 | (35,628.22) | 0.00 | (35,628.22) |
| 516 | IDEA PART B GRANTS | (26,985.16) | 112,395.87 | 139,381.03 | 115,011.50 | 205,195.13 | (92,799.26) | 255,032.09 | (347,831.35) |
| 551 | LIMITED ENGLISH PROFICIENCY | 0.00 | 0.00 | 0.00 | 597.25 | 597.25 | (597.25) | 4,689.21 | (5,286.46) |
| 572 | TITLE I DISADVANTAGED CHILDREN | (13,349.09) | 0.00 | 13,349.09 | 18,509.16 | 37,018.32 | (37,018.32) | 0.00 | (37,018.32) |
| 584 | TITLE IV-A | (702.26) | 1,053.39 | 1,755.65 | 702.20 | 1,404.46 | (351.07) | 1,775.31 | (2,126.38) |
| 587 | IDEA PRESCHOOL-HANDICAPPED | (3,053.08) | 0.00 | 3,053.08 | 0.00 | 0.00 | 0.00 | 0.00 | 0.00 |
| 590 | IMPROVING TEACHER QUALITY | (61,766.90) | 0.00 | 61,766.90 | 1,080.00 | 1,080.00 | (1,080.00) | 41,705.50 | (42,785.50) |
| Grand Total | | \$ 45,784,543.07 | \$ 23,597,838.14 | \$ 29,610,418.20 | \$ 5,960,867.50 | \$ 11,409,903.89 | \$ 63,985,057.38 | \$ 16,490,653.56 | \$ 47,494,403.82 |

Big Walnut Local Schools

Disbursement Report-All-20240831

| Check # | Check Type | Vendor # | Primary Name | Date | Amount | Reconcile Date | Status | Void Date | Type |
|---------|--------------|----------|--------------------------------|-----------|-----------------|----------------|-------------|-----------|------------------|
| | 0 Electronic | | | 8/15/2024 | \$ 1,260,862.02 | | OUTSTANDING | | PAYROLL |
| | 0 Check | 992387 | Franklin, Ashlee | 8/15/2024 | 24.85 | | VOID | 8/15/2024 | REFUND |
| | 0 Electronic | 910000 | STATE TEACHERS | 8/20/2024 | 133,529.35 | | OUTSTANDING | | ACCOUNTS_PAYABLE |
| | 0 Electronic | 900500 | Payroll Account | 8/20/2024 | 38,050.99 | | OUTSTANDING | | ACCOUNTS_PAYABLE |
| | 0 Electronic | 920000 | SCHOOL EMPLOYEES | 8/20/2024 | 42,086.32 | | OUTSTANDING | | ACCOUNTS_PAYABLE |
| | 0 Electronic | 991318 | Quadient Leasing USA, Inc. | 8/23/2024 | 2,139.14 | | OUTSTANDING | | ACCOUNTS_PAYABLE |
| | 0 Electronic | | | 8/30/2024 | 1,390,449.26 | | OUTSTANDING | | PAYROLL |
| | 0 Electronic | 900025 | Dearborn Life Insurance Co | 8/30/2024 | 1,747.53 | | OUTSTANDING | | ACCOUNTS_PAYABLE |
| | 0 Electronic | 991739 | Anthem Blue Cross Blue Sheild | 8/30/2024 | 521,491.53 | | OUTSTANDING | | ACCOUNTS_PAYABLE |
| | 0 Electronic | 900500 | Payroll Account | 8/30/2024 | 38,109.51 | | OUTSTANDING | | ACCOUNTS_PAYABLE |
| | 0 Electronic | 910000 | STATE TEACHERS | 8/30/2024 | 147,534.65 | | OUTSTANDING | | ACCOUNTS_PAYABLE |
| | 0 Electronic | 900800 | Delta Dental Plan of Ohio, Inc | 8/30/2024 | 13,858.52 | | OUTSTANDING | | ACCOUNTS_PAYABLE |
| | 0 Electronic | 920000 | SCHOOL EMPLOYEES | 8/30/2024 | 70,571.68 | | OUTSTANDING | | ACCOUNTS_PAYABLE |
| | 0 Electronic | 900001 | PNC Bank - Visa | 8/30/2024 | 53,169.63 | | OUTSTANDING | | ACCOUNTS_PAYABLE |
| 132841 | Check | 794234 | Kreager, Stephanie | 8/13/2024 | 500.00 | | OUTSTANDING | | ACCOUNTS_PAYABLE |
| 132842 | Check | 1046 | KE-WA-PA SALES & SERVICE | 8/15/2024 | 25,575.31 | | OUTSTANDING | | ACCOUNTS_PAYABLE |
| 132843 | Check | 1115 | Del-Co Water Co. | 8/15/2024 | 3,750.30 | | OUTSTANDING | | ACCOUNTS_PAYABLE |
| 132844 | Check | 1641 | Precision Glass & Shower LLC | 8/15/2024 | 710.55 | | OUTSTANDING | | ACCOUNTS_PAYABLE |
| 132845 | Check | 2504 | American Electric | 8/15/2024 | 26,407.18 | | OUTSTANDING | | ACCOUNTS_PAYABLE |
| 132846 | Check | 4154 | GOPHER SPORT | 8/15/2024 | 1,638.07 | | OUTSTANDING | | ACCOUNTS_PAYABLE |
| 132847 | Check | 5183 | Apple Computer, Inc. | 8/15/2024 | 897.00 | | OUTSTANDING | | ACCOUNTS_PAYABLE |
| 132848 | Check | 5264 | Ohio Department Of Commerce | 8/15/2024 | 202.50 | | OUTSTANDING | | ACCOUNTS_PAYABLE |
| 132849 | Check | 6360 | Commercial Parts & Service Inc | 8/15/2024 | 681.89 | | OUTSTANDING | | ACCOUNTS_PAYABLE |
| 132850 | Check | 6372 | Cintas Corp. Location #003 | 8/15/2024 | 47.40 | | OUTSTANDING | | ACCOUNTS_PAYABLE |
| 132851 | Check | 8587 | Music Is Elementary | 8/15/2024 | 760.27 | | OUTSTANDING | | ACCOUNTS_PAYABLE |
| 132852 | Check | 8756 | Columbus Clay Company | 8/15/2024 | 665.00 | | OUTSTANDING | | ACCOUNTS_PAYABLE |

Big Walnut Local Schools

Disbursement Report-All-20240831

| Check # | Check Type | Vendor # | Primary Name | Date | Amount | Reconcile Date | Status | Void Date | Type |
|---------|------------|----------|--------------------------------|-----------|-----------|----------------|-------------|-----------|------------------|
| 132853 | Check | 8898 | Office Depot Dept - DO NOT USE | 8/15/2024 | \$ 410.17 | | OUTSTANDING | | ACCOUNTS_PAYABLE |
| 132854 | Check | 9003 | McDonough, Michael | 8/15/2024 | 75.00 | | OUTSTANDING | | ACCOUNTS_PAYABLE |
| 132855 | Check | 9111 | Pyrinex, Inc. | 8/15/2024 | 60,589.00 | | OUTSTANDING | | ACCOUNTS_PAYABLE |
| 132856 | Check | 70413 | West Music | 8/15/2024 | 612.69 | | OUTSTANDING | | ACCOUNTS_PAYABLE |
| 132857 | Check | 725155 | School Pride Ltd. | 8/15/2024 | 3,820.00 | | OUTSTANDING | | ACCOUNTS_PAYABLE |
| 132858 | Check | 789693 | Shelton, Brian | 8/15/2024 | 507.39 | | OUTSTANDING | | ACCOUNTS_PAYABLE |
| 132859 | Check | 790247 | PICKERINGTON CENTRAL H.S. | 8/15/2024 | 275.00 | | OUTSTANDING | | ACCOUNTS_PAYABLE |
| 132860 | Check | 790326 | Friends Office | 8/15/2024 | 221.98 | | OUTSTANDING | | ACCOUNTS_PAYABLE |
| 132861 | Check | 790734 | Easton Telecom Services, LLC | 8/15/2024 | 583.01 | | OUTSTANDING | | ACCOUNTS_PAYABLE |
| 132862 | Check | 791262 | Blick Art Materials | 8/15/2024 | 1,099.35 | | OUTSTANDING | | ACCOUNTS_PAYABLE |
| 132863 | Check | 791291 | The Ohio Floor Company | 8/15/2024 | 5,625.00 | | OUTSTANDING | | ACCOUNTS_PAYABLE |
| 132864 | Check | 792107 | Great America Leasing Corp | 8/15/2024 | 31.44 | | OUTSTANDING | | ACCOUNTS_PAYABLE |
| 132865 | Check | 792393 | State Security, LLC | 8/15/2024 | 34,589.40 | | OUTSTANDING | | ACCOUNTS_PAYABLE |
| 132866 | Check | 792556 | Consolidated Electric Coop Inc | 8/15/2024 | 58,015.00 | | OUTSTANDING | | ACCOUNTS_PAYABLE |
| 132867 | Check | 792640 | Beem's BP Distributing, Inc. | 8/15/2024 | 1,195.12 | | OUTSTANDING | | ACCOUNTS_PAYABLE |
| 132868 | Check | 792938 | Voss Bros. Sales & Rental | 8/15/2024 | 238.69 | | OUTSTANDING | | ACCOUNTS_PAYABLE |
| 132869 | Check | 793024 | McGraw-Hill Education, Inc. | 8/15/2024 | 1,035.00 | | OUTSTANDING | | ACCOUNTS_PAYABLE |
| 132870 | Check | 793112 | EMS Linq, Inc. | 8/15/2024 | 1,014.93 | | OUTSTANDING | | ACCOUNTS_PAYABLE |
| 132871 | Check | 793376 | Sherwin-Williams Store #1383 | 8/15/2024 | 2,313.84 | | OUTSTANDING | | ACCOUNTS_PAYABLE |
| 132872 | Check | 793730 | Tierney Brothers, Inc. | 8/15/2024 | 3,573.00 | | OUTSTANDING | | ACCOUNTS_PAYABLE |
| 132873 | Check | 793799 | Extra Packaging, Corp. | 8/15/2024 | 217.50 | | OUTSTANDING | | ACCOUNTS_PAYABLE |
| 132874 | Check | 794194 | ACCO Brands Corporation | 8/15/2024 | 184.20 | | OUTSTANDING | | ACCOUNTS_PAYABLE |
| 132875 | Check | 794403 | Freshworks, Inc | 8/15/2024 | 4,800.00 | | OUTSTANDING | | ACCOUNTS_PAYABLE |
| 132876 | Check | 794503 | Equiparts Corp | 8/15/2024 | 18,602.24 | | OUTSTANDING | | ACCOUNTS_PAYABLE |
| 132877 | Check | 794689 | Brown Supply Co. | 8/15/2024 | 218.11 | | OUTSTANDING | | ACCOUNTS_PAYABLE |

Big Walnut Local Schools

Disbursement Report-All-20240831

| Check # | Check Type | Vendor # | Primary Name | Date | Amount | Reconcile Date | Status | Void Date | Type |
|---------|------------|----------|--|-----------|-----------|----------------|-------------|-----------|------------------|
| 132878 | Check | 794775 | Sphero, Inc. | 8/15/2024 | \$ 436.75 | | OUTSTANDING | | ACCOUNTS_PAYABLE |
| 132879 | Check | 794792 | Game One | 8/15/2024 | 4,414.00 | | OUTSTANDING | | ACCOUNTS_PAYABLE |
| 132880 | Check | 795140 | Division 7 Roofing | 8/15/2024 | 1,394.00 | | OUTSTANDING | | ACCOUNTS_PAYABLE |
| 132881 | Check | 795250 | AEP - Pole Rental only | 8/15/2024 | 816.06 | | OUTSTANDING | | ACCOUNTS_PAYABLE |
| 132882 | Check | 795326 | Vasu Communications, Inc. | 8/15/2024 | 468.40 | | OUTSTANDING | | ACCOUNTS_PAYABLE |
| 132883 | Check | 795349 | A & T Workman Fence | 8/15/2024 | 48,680.00 | | OUTSTANDING | | ACCOUNTS_PAYABLE |
| 132884 | Check | 795449 | J & J Enterprises-Westerville | 8/15/2024 | 54.80 | | OUTSTANDING | | ACCOUNTS_PAYABLE |
| 132885 | Check | 795545 | Buckeye Paving Company | 8/15/2024 | 87,509.00 | | OUTSTANDING | | ACCOUNTS_PAYABLE |
| 132886 | Check | 795572 | Water Walkers, Inc. | 8/15/2024 | 4,064.40 | | OUTSTANDING | | ACCOUNTS_PAYABLE |
| 132887 | Check | 991318 | Quadient Leasing USA, Inc. | 8/15/2024 | 2,139.14 | | VOID | 8/23/2024 | ACCOUNTS_PAYABLE |
| 132888 | Check | 991538 | TP Mechanical Contractors, Inc. | 8/15/2024 | 993.68 | | OUTSTANDING | | ACCOUNTS_PAYABLE |
| 132889 | Check | 991547 | The K Company, Inc. | 8/15/2024 | 5,923.00 | | OUTSTANDING | | ACCOUNTS_PAYABLE |
| 132890 | Check | 991599 | WEX Health, Inc. | 8/15/2024 | 781.65 | | OUTSTANDING | | ACCOUNTS_PAYABLE |
| 132891 | Check | 991658 | Chardon Laboratories, Inc. | 8/15/2024 | 710.00 | | OUTSTANDING | | ACCOUNTS_PAYABLE |
| 132892 | Check | 991769 | National Automotive Parts Association | 8/15/2024 | 387.17 | | OUTSTANDING | | ACCOUNTS_PAYABLE |
| 132893 | Check | 991849 | United States Awards, Inc. | 8/15/2024 | 4,738.38 | | OUTSTANDING | | ACCOUNTS_PAYABLE |
| 132894 | Check | 991867 | ODP Business Solutions, LLC | 8/15/2024 | 1,098.95 | | OUTSTANDING | | ACCOUNTS_PAYABLE |
| 132895 | Check | 991959 | Service Lighting and Electrical Supplies, DBA:1000Bulbs.co | 8/15/2024 | 65,107.60 | | OUTSTANDING | | ACCOUNTS_PAYABLE |
| 132896 | Check | 992016 | Oakland Nursery, Inc. | 8/15/2024 | 500.00 | | OUTSTANDING | | ACCOUNTS_PAYABLE |
| 132897 | Check | 992062 | King Business Interiors, Inc. | 8/15/2024 | 35,702.72 | | OUTSTANDING | | ACCOUNTS_PAYABLE |
| 132898 | Check | 992095 | Ohio Scholastic Soccer Coaches Association | 8/15/2024 | 250.00 | | OUTSTANDING | | ACCOUNTS_PAYABLE |
| 132899 | Check | 992207 | Level 3 Financing, Inc. DBA Lumen Technologies | 8/15/2024 | 471.98 | | OUTSTANDING | | ACCOUNTS_PAYABLE |

Big Walnut Local Schools

Disbursement Report-All-20240831

| Check # | Check Type | Vendor # | Primary Name | Date | Amount | Reconcile Date | Status | Void Date | Type |
|---------|------------|----------|--|-----------|-----------|----------------|-------------|-----------|----------------------|
| 132900 | Check | 992259 | Company KPOCH Intermediate Inc, dba: Blood Hound LLC | 8/15/2024 | \$ 555.00 | | OUTSTANDING | | ACCOUNTS_PAYA BLE |
| 132901 | Check | 992269 | M Squared LLC | 8/15/2024 | 39,000.00 | | OUTSTANDING | | ACCOUNTS_PAYA BLE |
| 132902 | Check | 992317 | MasterLibrary.co m LLC | 8/15/2024 | 500.00 | | OUTSTANDING | | ACCOUNTS_PAYA BLE |
| 132903 | Check | 789994 | Bridge, Heidi S. | 8/16/2024 | 237.50 | | OUTSTANDING | | ACCOUNTS_PAYA BLE |
| 132904 | Check | 792841 | Bailey, Mandy | 8/16/2024 | 30.00 | | OUTSTANDING | | ACCOUNTS_PAYA BLE |
| 132905 | Check | 793538 | Moser, Brittany | 8/16/2024 | 198.00 | | OUTSTANDING | | ACCOUNTS_PAYA BLE |
| 132906 | Check | 793642 | Blakley, Elaine | 8/16/2024 | 1,012.50 | | OUTSTANDING | | ACCOUNTS_PAYA BLE |
| 132907 | Check | 794441 | Austin, Wendy | 8/16/2024 | 237.00 | | OUTSTANDING | | ACCOUNTS_PAYA BLE |
| 132908 | Check | 794536 | Dixon, Kelly | 8/16/2024 | 230.00 | | OUTSTANDING | | ACCOUNTS_PAYA BLE |
| 132909 | Check | 795318 | Pyles, Rebecca | 8/16/2024 | 65.00 | | OUTSTANDING | | ACCOUNTS_PAYA BLE |
| 132910 | Check | 795855 | Young, Rachel A. | 8/16/2024 | 312.50 | | OUTSTANDING | | ACCOUNTS_PAYA BLE |
| 132911 | Check | 795894 | Hardin, Paul | 8/16/2024 | 405.00 | | OUTSTANDING | | ACCOUNTS_PAYA BLE |
| 132912 | Check | 795897 | Segars, Beverly | 8/16/2024 | 237.50 | | OUTSTANDING | | ACCOUNTS_PAYA BLE |
| 132913 | Check | 991238 | Estep, Rachel R. | 8/16/2024 | 352.50 | | OUTSTANDING | | ACCOUNTS_PAYA BLE |
| 132914 | Check | 991659 | Ovalle, Christa | 8/16/2024 | 1,068.75 | | OUTSTANDING | | ACCOUNTS_PAYA BLE |
| 132915 | Check | 991797 | Bodnar, Michelle | 8/16/2024 | 668.10 | | OUTSTANDING | | ACCOUNTS_PAYA BLE |
| 132916 | Check | 991806 | Krasky, Meghan | 8/16/2024 | 1,040.00 | | OUTSTANDING | | ACCOUNTS_PAYA BLE |
| 132917 | Check | 992101 | Fradette, Joseph | 8/16/2024 | 1,987.50 | | OUTSTANDING | | ACCOUNTS_PAYA BLE |
| 132918 | Check | 992155 | Brady, Shelby | 8/16/2024 | 760.50 | | OUTSTANDING | | ACCOUNTS_PAYA BLE |
| 132919 | Check | 992214 | Miller, Anne | 8/16/2024 | 1,987.50 | | OUTSTANDING | | ACCOUNTS_PAYA BLE |
| 132920 | Check | 992258 | Wolford, Cassidy | 8/16/2024 | 1,487.50 | | OUTSTANDING | | ACCOUNTS_PAYA BLE |
| 132921 | Check | 992262 | Bryant, Megan | 8/16/2024 | 352.50 | | OUTSTANDING | | ACCOUNTS_PAYA BLE |
| 132922 | Check | 992276 | Kristina Hoskins | 8/16/2024 | 690.00 | | OUTSTANDING | | ACCOUNTS_PAYA BLE |
| 132923 | Check | 792559 | Will, Trea | 8/16/2024 | 360.00 | | OUTSTANDING | | REFUND |

Big Walnut Local Schools

Disbursement Report-All-20240831

| Check # | Check Type | Vendor # | Primary Name | Date | Amount | Reconcile Date | Status | Void Date | Type |
|---------|------------|----------|-------------------------------|-----------|-----------|----------------|-------------|-----------|------------------|
| 132924 | Check | 794769 | Board, Jonathan | 8/16/2024 | \$ 537.00 | | OUTSTANDING | | REFUND |
| 132925 | Check | 991840 | Pfouts, Mark | 8/16/2024 | 64.25 | | OUTSTANDING | | REFUND |
| 132926 | Check | 992383 | Brothers, Lance | 8/14/2024 | 27.75 | | OUTSTANDING | | REFUND |
| 132927 | Check | 992387 | Franklin, Ashlee | 8/15/2024 | 35.50 | | OUTSTANDING | | REFUND |
| 132928 | Check | 992388 | Mason, Jennifer | 8/16/2024 | 225.00 | | OUTSTANDING | | REFUND |
| 132929 | Check | 992389 | Kleman, Caitlin | 8/16/2024 | 225.00 | | OUTSTANDING | | REFUND |
| 132930 | Check | 879 | Westerville North High School | 8/22/2024 | 325.00 | | OUTSTANDING | | ACCOUNTS_PAYABLE |
| 132931 | Check | 993 | MARYSVILLE HIGH SCHOOL | 8/22/2024 | 300.00 | | OUTSTANDING | | ACCOUNTS_PAYABLE |
| 132932 | Check | 1046 | KE-WA-PA SALES & SERVICE | 8/22/2024 | 34,459.98 | | OUTSTANDING | | ACCOUNTS_PAYABLE |
| 132933 | Check | 1064 | Multi Ventures Limited | 8/22/2024 | 62,698.00 | | OUTSTANDING | | ACCOUNTS_PAYABLE |
| 132934 | Check | 1115 | Del-Co Water Co. | 8/22/2024 | 4,118.69 | | OUTSTANDING | | ACCOUNTS_PAYABLE |
| 132935 | Check | 1536 | Transportation Accessories Co | 8/22/2024 | 497.92 | | OUTSTANDING | | ACCOUNTS_PAYABLE |
| 132936 | Check | 1576 | Pickaway County ESC | 8/22/2024 | 85.00 | | OUTSTANDING | | ACCOUNTS_PAYABLE |
| 132937 | Check | 2502 | City of Sunbury | 8/22/2024 | 8,237.68 | | OUTSTANDING | | ACCOUNTS_PAYABLE |
| 132938 | Check | 2503 | Columbia Gas Of Ohio | 8/22/2024 | 4,480.45 | | OUTSTANDING | | ACCOUNTS_PAYABLE |
| 132939 | Check | 3036 | NASCO | 8/22/2024 | 399.08 | | OUTSTANDING | | ACCOUNTS_PAYABLE |
| 132940 | Check | 3058 | Stanton's Sheet Music, Inc. | 8/22/2024 | 345.57 | | OUTSTANDING | | ACCOUNTS_PAYABLE |
| 132941 | Check | 3064 | Ward's Science | 8/22/2024 | 1,196.67 | | OUTSTANDING | | ACCOUNTS_PAYABLE |
| 132942 | Check | 3102 | CAROLINA BIOLOGICAL SUPPLY | 8/22/2024 | 1,547.23 | | OUTSTANDING | | ACCOUNTS_PAYABLE |
| 132943 | Check | 3231 | FLINN SCIENTIFIC, INC. | 8/22/2024 | 797.83 | | OUTSTANDING | | ACCOUNTS_PAYABLE |
| 132944 | Check | 4154 | GOPHER SPORT | 8/22/2024 | 1,502.18 | | OUTSTANDING | | ACCOUNTS_PAYABLE |
| 132945 | Check | 5183 | Apple Computer, Inc. | 8/22/2024 | 816.00 | | OUTSTANDING | | ACCOUNTS_PAYABLE |
| 132946 | Check | 5264 | Ohio Department Of Commerce | 8/22/2024 | 887.25 | | OUTSTANDING | | ACCOUNTS_PAYABLE |
| 132947 | Check | 5503 | BASA | 8/22/2024 | 1,562.00 | | OUTSTANDING | | ACCOUNTS_PAYABLE |
| 132948 | Check | 5534 | META - Marion Office | 8/22/2024 | 12,197.40 | | OUTSTANDING | | ACCOUNTS_PAYABLE |
| 132949 | Check | 5725 | BRICKER Graydon LLP | 8/22/2024 | 6,138.10 | | OUTSTANDING | | ACCOUNTS_PAYABLE |
| 132950 | Check | 5830 | Lakeshore Learning | 8/22/2024 | 973.70 | | OUTSTANDING | | ACCOUNTS_PAYABLE |

Big Walnut Local Schools

Disbursement Report-All-20240831

| Check # | Check Type | Vendor # | Primary Name | Date | Amount | Reconcile Date | Status | Void Date | Type |
|--------------|------------|----------|---|-----------|-----------|----------------|-------------|-----------|-------------------|
| | | | Materials | | | | | | |
| 132951 Check | | 6372 | Cintas Corp. | 8/22/2024 | \$ 47.40 | | OUTSTANDING | | ACCOUNTS_PAYA BLE |
| 132952 Check | | 7483 | Croton Craft LLC | 8/22/2024 | 118.00 | | OUTSTANDING | | ACCOUNTS_PAYA BLE |
| 132953 Check | | 7634 | FLEMING, KERRY | 8/22/2024 | 130.00 | | OUTSTANDING | | ACCOUNTS_PAYA BLE |
| 132954 Check | | 7798 | Ohio Capital Conference - HS | 8/22/2024 | 3,000.00 | | OUTSTANDING | | ACCOUNTS_PAYA BLE |
| 132955 Check | | 7834 | MT. VERNON HIGH SCHOOL | 8/22/2024 | 810.00 | | OUTSTANDING | | ACCOUNTS_PAYA BLE |
| 132956 Check | | 8001 | Music In Motion | 8/22/2024 | 52.95 | | OUTSTANDING | | ACCOUNTS_PAYA BLE |
| 132957 Check | | 8551 | Professional Binding Products | 8/22/2024 | 603.96 | | OUTSTANDING | | ACCOUNTS_PAYA BLE |
| 132958 Check | | 8898 | Office Depot Dept - DO NOT USE | 8/22/2024 | 25.99 | | OUTSTANDING | | ACCOUNTS_PAYA BLE |
| 132959 Check | | 70203 | Music & Arts Center | 8/22/2024 | 7,124.84 | | OUTSTANDING | | ACCOUNTS_PAYA BLE |
| 132960 Check | | 70312 | Ohio FFA Association, Inc. | 8/22/2024 | 500.00 | | OUTSTANDING | | ACCOUNTS_PAYA BLE |
| 132961 Check | | 70722 | Riddell All American | 8/22/2024 | 11,857.48 | | OUTSTANDING | | ACCOUNTS_PAYA BLE |
| 132962 Check | | 711889 | Toledo Physical Education | 8/22/2024 | 3,015.41 | | OUTSTANDING | | ACCOUNTS_PAYA BLE |
| 132963 Check | | 723780 | Direct Energy Marketing Inc., DBA: NRG Business Marketing LLC | 8/22/2024 | 5,683.18 | | OUTSTANDING | | ACCOUNTS_PAYA BLE |
| 132964 Check | | 790247 | PICKERINGTON CENTRAL H.S. | 8/22/2024 | 275.00 | | OUTSTANDING | | ACCOUNTS_PAYA BLE |
| 132965 Check | | 791262 | Blick Art Materials | 8/22/2024 | 3,581.44 | | OUTSTANDING | | ACCOUNTS_PAYA BLE |
| 132966 Check | | 791890 | Reading A to Z | 8/22/2024 | 132.00 | | OUTSTANDING | | ACCOUNTS_PAYA BLE |
| 132967 Check | | 792286 | Britenstine Environmental | 8/22/2024 | 995.92 | | OUTSTANDING | | ACCOUNTS_PAYA BLE |
| 132968 Check | | 792393 | State Security, LLC | 8/22/2024 | 1,610.00 | | OUTSTANDING | | ACCOUNTS_PAYA BLE |
| 132969 Check | | 792640 | Beem's BP Distributing, Inc. | 8/22/2024 | 591.57 | | OUTSTANDING | | ACCOUNTS_PAYA BLE |
| 132970 Check | | 792828 | N2Y LLC | 8/22/2024 | 6,614.85 | | OUTSTANDING | | ACCOUNTS_PAYA BLE |
| 132971 Check | | 792938 | Voss Bros. Sales & Rental | 8/22/2024 | 44.58 | | OUTSTANDING | | ACCOUNTS_PAYA BLE |
| 132972 Check | | 793254 | Eugene A. Guglielmi | 8/22/2024 | 510.00 | | OUTSTANDING | | ACCOUNTS_PAYA BLE |
| 132973 Check | | 793376 | Sherwin-Williams Store #1383 | 8/22/2024 | 456.85 | | OUTSTANDING | | ACCOUNTS_PAYA BLE |

Big Walnut Local Schools

Disbursement Report-All-20240831

| Check # | Check Type | Vendor # | Primary Name | Date | Amount | Reconcile Date | Status | Void Date | Type |
|---------|------------|----------|---------------------------------------|-----------|-----------|----------------|-------------|-----------|----------------------|
| 132974 | Check | 793803 | Decker Equipment/School fix | 8/22/2024 | \$ 192.45 | | OUTSTANDING | | ACCOUNTS_PAYA BLE |
| 132975 | Check | 793894 | United Dairy, Inc. | 8/22/2024 | 1,383.93 | | OUTSTANDING | | ACCOUNTS_PAYA BLE |
| 132976 | Check | 794202 | Worthington Christian Schools | 8/22/2024 | 250.00 | | OUTSTANDING | | ACCOUNTS_PAYA BLE |
| 132977 | Check | 794329 | St. Francis De Sales | 8/22/2024 | 300.00 | | OUTSTANDING | | ACCOUNTS_PAYA BLE |
| 132978 | Check | 794656 | Guy, Steven C. | 8/22/2024 | 2,900.00 | | OUTSTANDING | | ACCOUNTS_PAYA BLE |
| 132979 | Check | 794663 | OHSAA | 8/22/2024 | 60.00 | | OUTSTANDING | | ACCOUNTS_PAYA BLE |
| 132980 | Check | 794823 | AED Superstore | 8/22/2024 | 1,544.00 | | OUTSTANDING | | ACCOUNTS_PAYA BLE |
| 132981 | Check | 795038 | Columbus State Community | 8/22/2024 | 4,388.56 | | OUTSTANDING | | ACCOUNTS_PAYA BLE |
| 132982 | Check | 795072 | E.G. Systems, LLC | 8/22/2024 | 880.00 | | OUTSTANDING | | ACCOUNTS_PAYA BLE |
| 132983 | Check | 795116 | R & R Services Plus LLC | 8/22/2024 | 450.00 | | OUTSTANDING | | ACCOUNTS_PAYA BLE |
| 132984 | Check | 795120 | Westerville Central High School | 8/22/2024 | 350.00 | | OUTSTANDING | | ACCOUNTS_PAYA BLE |
| 132985 | Check | 795247 | Ready Field Solutions LLC | 8/22/2024 | 7,912.46 | | OUTSTANDING | | ACCOUNTS_PAYA BLE |
| 132986 | Check | 795298 | Big Walnut Apparel | 8/22/2024 | 14,966.80 | | OUTSTANDING | | ACCOUNTS_PAYA BLE |
| 132987 | Check | 795329 | Geyer Instructional Products | 8/22/2024 | 71.98 | | OUTSTANDING | | ACCOUNTS_PAYA BLE |
| 132988 | Check | 795337 | Multi-Health Systems, Inc. | 8/22/2024 | 1,307.50 | | OUTSTANDING | | ACCOUNTS_PAYA BLE |
| 132989 | Check | 795449 | J & J Enterprises- Westerville | 8/22/2024 | 564.90 | | OUTSTANDING | | ACCOUNTS_PAYA BLE |
| 132990 | Check | 795494 | Voorhis Slone Welsh Crossland | 8/22/2024 | 36,000.00 | | OUTSTANDING | | ACCOUNTS_PAYA BLE |
| 132991 | Check | 795548 | Reach Educational Services | 8/22/2024 | 16,800.00 | | OUTSTANDING | | ACCOUNTS_PAYA BLE |
| 132992 | Check | 795807 | DeLoss, Lindsey | 8/22/2024 | 75.00 | | OUTSTANDING | | ACCOUNTS_PAYA BLE |
| 132993 | Check | 991534 | CharacterStrong, LLC | 8/22/2024 | 499.00 | | OUTSTANDING | | ACCOUNTS_PAYA BLE |
| 132994 | Check | 991538 | TP Mechanical Contractors, Inc. | 8/22/2024 | 2,990.00 | | OUTSTANDING | | ACCOUNTS_PAYA BLE |
| 132995 | Check | 991547 | The K Company, Inc. | 8/22/2024 | 736.00 | | OUTSTANDING | | ACCOUNTS_PAYA BLE |
| 132996 | Check | 991754 | I Am Boundless, Inc. | 8/22/2024 | 3,502.00 | | OUTSTANDING | | ACCOUNTS_PAYA BLE |
| 132997 | Check | 991769 | National | 8/22/2024 | 200.84 | | OUTSTANDING | | ACCOUNTS_PAYA |

Big Walnut Local Schools

Disbursement Report-All-20240831

| Check # | Check Type | Vendor # | Primary Name | Date | Amount | Reconcile Date | Status | Void Date | Type |
|--------------|------------|----------|--|-----------|-------------|----------------|-------------|-----------|-------------------|
| | | | Automotive Parts Association | | | | | | BLE |
| 132998 Check | | 991867 | ODP Business Solutions, LLC | 8/22/2024 | \$ 1,093.35 | | OUTSTANDING | | ACCOUNTS_PAYA BLE |
| 132999 Check | | 991870 | Westerville Cleaners, Inc. | 8/22/2024 | 2,625.00 | | OUTSTANDING | | ACCOUNTS_PAYA BLE |
| 133000 Check | | 991940 | Raptor Technologies LLC | 8/22/2024 | 1,186.00 | | OUTSTANDING | | ACCOUNTS_PAYA BLE |
| 133001 Check | | 991951 | Coaches' Tool Chest | 8/22/2024 | 1,540.00 | | OUTSTANDING | | ACCOUNTS_PAYA BLE |
| 133002 Check | | 991959 | Service Lighting and Electrical Supplies, DBA:1000Bulbs.co | 8/22/2024 | 6,221.84 | | OUTSTANDING | | ACCOUNTS_PAYA BLE |
| 133003 Check | | 992205 | Andrews, Heather | 8/22/2024 | 199.73 | | OUTSTANDING | | ACCOUNTS_PAYA BLE |
| 133004 Check | | 992284 | Ohio Machinery Co. | 8/22/2024 | 12,016.14 | | OUTSTANDING | | ACCOUNTS_PAYA BLE |
| 133005 Check | | 992286 | Life Safety Services, LLC | 8/22/2024 | 2,244.00 | | OUTSTANDING | | ACCOUNTS_PAYA BLE |
| 133006 Check | | 992306 | Stark, Tyler | 8/22/2024 | 9,553.00 | | OUTSTANDING | | ACCOUNTS_PAYA BLE |
| 133007 Check | | 992368 | Wolf Creek Contracting Co., LLC | 8/22/2024 | 11,025.00 | | OUTSTANDING | | ACCOUNTS_PAYA BLE |
| 133008 Check | | 992386 | Stats Medic LLC dba: Math Medic | 8/22/2024 | 395.00 | | OUTSTANDING | | ACCOUNTS_PAYA BLE |
| 133010 Check | | 991160 | Scheu, Darren | 8/23/2024 | 225.00 | | OUTSTANDING | | REFUND |
| 133011 Check | | 992394 | Rauck-Steele, Eva | 8/23/2024 | 718.95 | | OUTSTANDING | | REFUND |
| 133012 Check | | 992395 | Large, Karina | 8/26/2024 | 62.25 | | OUTSTANDING | | REFUND |
| 133013 Check | | 1008 | Rumpke of Ohio, Inc. | 8/29/2024 | 6,159.48 | | OUTSTANDING | | ACCOUNTS_PAYA BLE |
| 133014 Check | | 1536 | Transportation Accessories Co | 8/29/2024 | 38.40 | | OUTSTANDING | | ACCOUNTS_PAYA BLE |
| 133015 Check | | 1576 | Pickaway County ESC | 8/29/2024 | 250.00 | | OUTSTANDING | | ACCOUNTS_PAYA BLE |
| 133016 Check | | 2038 | Gordon Food Service | 8/29/2024 | 28,845.94 | | OUTSTANDING | | ACCOUNTS_PAYA BLE |
| 133017 Check | | 5183 | Apple Computer, Inc. | 8/29/2024 | 15,118.00 | | OUTSTANDING | | ACCOUNTS_PAYA BLE |
| 133018 Check | | 5237 | ESC of Central Ohio | 8/29/2024 | 2,125.89 | | OUTSTANDING | | ACCOUNTS_PAYA BLE |
| 133019 Check | | 5668 | XEROX CORPORATION | 8/29/2024 | 10,989.64 | | OUTSTANDING | | ACCOUNTS_PAYA BLE |
| 133020 Check | | 5831 | STERLING PAPER COMPANY | 8/29/2024 | 46,205.32 | | OUTSTANDING | | ACCOUNTS_PAYA BLE |
| 133021 Check | | 6372 | Cintas Corp. Location #003 | 8/29/2024 | 48.90 | | OUTSTANDING | | ACCOUNTS_PAYA BLE |
| 133022 Check | | 722174 | Renaissance Learning, Inc. | 8/29/2024 | 15,355.00 | | OUTSTANDING | | ACCOUNTS_PAYA BLE |

Big Walnut Local Schools

Disbursement Report-All-20240831

| Check # | Check Type | Vendor # | Primary Name | Date | Amount | Reconcile Date | Status | Void Date | Type |
|---------|------------|----------|---|-----------|--------------|----------------|-------------|-----------|----------------------|
| 133023 | Check | 790326 | Friends Office | 8/29/2024 | \$ 10,099.47 | | OUTSTANDING | | ACCOUNTS_PAYA BLE |
| 133024 | Check | 790416 | Teacher Direct | 8/29/2024 | 301.70 | | OUTSTANDING | | ACCOUNTS_PAYA BLE |
| 133025 | Check | 791406 | Cengage Learning - NGL | 8/29/2024 | 29,405.75 | | OUTSTANDING | | ACCOUNTS_PAYA BLE |
| 133026 | Check | 791702 | DRC/CTB | 8/29/2024 | 1,768.15 | | OUTSTANDING | | ACCOUNTS_PAYA BLE |
| 133027 | Check | 793818 | Edmentum, Inc. | 8/29/2024 | 14,900.00 | | OUTSTANDING | | ACCOUNTS_PAYA BLE |
| 133028 | Check | 794056 | IXL Incorporated | 8/29/2024 | 15,550.00 | | OUTSTANDING | | ACCOUNTS_PAYA BLE |
| 133029 | Check | 794307 | Liminex, Inc. dba: GoGuardian and Pear Deck Learning | 8/29/2024 | 11,352.00 | | OUTSTANDING | | ACCOUNTS_PAYA BLE |
| 133030 | Check | 794308 | Discovery Education Inc dba: DreamBox Learning | 8/29/2024 | 29,720.00 | | OUTSTANDING | | ACCOUNTS_PAYA BLE |
| 133031 | Check | 794823 | AED Superstore | 8/29/2024 | 1,744.00 | | OUTSTANDING | | ACCOUNTS_PAYA BLE |
| 133032 | Check | 794940 | Ozobot | 8/29/2024 | 4,100.00 | | OUTSTANDING | | ACCOUNTS_PAYA BLE |
| 133033 | Check | 795084 | PowerSchool Group, LLC | 8/29/2024 | 51,174.95 | | OUTSTANDING | | ACCOUNTS_PAYA BLE |
| 133034 | Check | 795326 | Vasu Communications, Inc. | 8/29/2024 | 95.54 | | OUTSTANDING | | ACCOUNTS_PAYA BLE |
| 133035 | Check | 795545 | Buckeye Paving Company | 8/29/2024 | 11,995.00 | | OUTSTANDING | | ACCOUNTS_PAYA BLE |
| 133036 | Check | 795548 | Reach Educational Services | 8/29/2024 | 6,300.00 | | OUTSTANDING | | ACCOUNTS_PAYA BLE |
| 133037 | Check | 991477 | Gateway Education Holdings, LLC dba: Savvas | 8/29/2024 | 11,761.20 | | OUTSTANDING | | ACCOUNTS_PAYA BLE |
| 133038 | Check | 991559 | DeltaMath Solutions Inc. | 8/29/2024 | 4,380.00 | | OUTSTANDING | | ACCOUNTS_PAYA BLE |
| 133039 | Check | 991594 | Quadient Finance USA, Inc. | 8/29/2024 | 4,086.44 | | OUTSTANDING | | ACCOUNTS_PAYA BLE |
| 133040 | Check | 991681 | Mason, Caylib | 8/29/2024 | 67.40 | | OUTSTANDING | | ACCOUNTS_PAYA BLE |
| 133041 | Check | 991769 | National Automotive Parts Association | 8/29/2024 | 426.11 | | OUTSTANDING | | ACCOUNTS_PAYA BLE |
| 133042 | Check | 992015 | Rainbow Art Glass, Inc. | 8/29/2024 | 440.39 | | OUTSTANDING | | ACCOUNTS_PAYA BLE |
| 133043 | Check | 992163 | Great Minds PBC | 8/29/2024 | 26,308.40 | | OUTSTANDING | | ACCOUNTS_PAYA BLE |

Big Walnut Local Schools

Disbursement Report-All-20240831

| Check # | Check Type | Vendor # | Primary Name | Date | Amount | Reconcile Date | Status | Void Date | Type |
|---------|------------|----------|-------------------------------------|-----------|--------------|----------------|-------------|-----------|------------------|
| 133044 | Check | 992318 | BridgED, LLC | 8/29/2024 | \$ 15,165.00 | | OUTSTANDING | | ACCOUNTS_PAYABLE |
| 133045 | Check | 992354 | Seesaw Learning, Inc. dba: Seesaw | 8/29/2024 | 15,267.50 | | OUTSTANDING | | ACCOUNTS_PAYABLE |
| 133046 | Check | 992380 | Rack Performance Inc dba: RackCoach | 8/29/2024 | 1,750.00 | | OUTSTANDING | | ACCOUNTS_PAYABLE |
| 133047 | Check | 992390 | Junction Auto Sales, Inc. | 8/29/2024 | 49,964.00 | | OUTSTANDING | | ACCOUNTS_PAYABLE |
| 133048 | Check | 773 | Olentangy High School | 8/30/2024 | 225.00 | | OUTSTANDING | | ACCOUNTS_PAYABLE |
| 133049 | Check | 1046 | KE-WA-PA SALES & SERVICE | 8/30/2024 | 139.94 | | OUTSTANDING | | ACCOUNTS_PAYABLE |
| 133050 | Check | 1536 | Transportation Accessories Co | 8/30/2024 | 367.83 | | OUTSTANDING | | ACCOUNTS_PAYABLE |
| 133051 | Check | 2502 | City of Sunbury | 8/30/2024 | 53,663.79 | | OUTSTANDING | | ACCOUNTS_PAYABLE |
| 133052 | Check | 2503 | Columbia Gas Of Ohio | 8/30/2024 | 5,171.43 | | OUTSTANDING | | ACCOUNTS_PAYABLE |
| 133053 | Check | 2504 | American Electric | 8/30/2024 | 30,723.48 | | OUTSTANDING | | ACCOUNTS_PAYABLE |
| 133054 | Check | 3036 | NASCO | 8/30/2024 | 25.20 | | OUTSTANDING | | ACCOUNTS_PAYABLE |
| 133055 | Check | 3137 | Tristar Transportation Co | 8/30/2024 | 5,882.52 | | OUTSTANDING | | ACCOUNTS_PAYABLE |
| 133056 | Check | 4290 | School Specialty, Inc. | 8/30/2024 | 1,016.39 | | OUTSTANDING | | ACCOUNTS_PAYABLE |
| 133057 | Check | 5237 | ESC of Central Ohio | 8/30/2024 | 2,125.78 | | OUTSTANDING | | ACCOUNTS_PAYABLE |
| 133058 | Check | 5534 | META - Marion Office | 8/30/2024 | 5,631.25 | | OUTSTANDING | | ACCOUNTS_PAYABLE |
| 133059 | Check | 5830 | Lakeshore Learning Materials | 8/30/2024 | 594.12 | | OUTSTANDING | | ACCOUNTS_PAYABLE |
| 133060 | Check | 5831 | STERLING PAPER COMPANY | 8/30/2024 | 11,426.21 | | OUTSTANDING | | ACCOUNTS_PAYABLE |
| 133061 | Check | 6372 | Cintas Corp. Location #003 | 8/30/2024 | 47.40 | | OUTSTANDING | | ACCOUNTS_PAYABLE |
| 133062 | Check | 6457 | Delaware County Sheriff's Offc | 8/30/2024 | 11,314.64 | | OUTSTANDING | | ACCOUNTS_PAYABLE |
| 133063 | Check | 6471 | Cardinal Bus Sales & | 8/30/2024 | 63.34 | | OUTSTANDING | | ACCOUNTS_PAYABLE |
| 133064 | Check | 7629 | Delaware Co Juvenile Court | 8/30/2024 | 15,000.00 | | OUTSTANDING | | ACCOUNTS_PAYABLE |
| 133065 | Check | 7852 | Really Good Stuff, LLC | 8/30/2024 | 119.94 | | OUTSTANDING | | ACCOUNTS_PAYABLE |
| 133066 | Check | 8158 | Thompson, Wayne | 8/30/2024 | 263.97 | | OUTSTANDING | | ACCOUNTS_PAYABLE |
| 133067 | Check | 8551 | Professional Binding Products | 8/30/2024 | 1,006.60 | | OUTSTANDING | | ACCOUNTS_PAYABLE |

Big Walnut Local Schools

Disbursement Report-All-20240831

| Check # | Check Type | Vendor # | Primary Name | Date | Amount | Reconcile Date | Status | Void Date | Type |
|---------|------------|----------|--------------------------------|-----------|-----------|----------------|-------------|-----------|------------------|
| 133068 | Check | 8756 | Columbus Clay Company | 8/30/2024 | \$ 219.00 | | OUTSTANDING | | ACCOUNTS_PAYABLE |
| 133069 | Check | 9111 | Pyrinex, Inc. | 8/30/2024 | 6,593.00 | | OUTSTANDING | | ACCOUNTS_PAYABLE |
| 133070 | Check | 711046 | Rochester 100 Inc. | 8/30/2024 | 962.50 | | OUTSTANDING | | ACCOUNTS_PAYABLE |
| 133071 | Check | 711070 | Barnes & Noble | 8/30/2024 | 639.20 | | OUTSTANDING | | ACCOUNTS_PAYABLE |
| 133072 | Check | 721012 | Western Psychological Service | 8/30/2024 | 608.40 | | OUTSTANDING | | ACCOUNTS_PAYABLE |
| 133073 | Check | 789620 | Buckeye Bleacher Repair, Inc | 8/30/2024 | 1,000.00 | | OUTSTANDING | | ACCOUNTS_PAYABLE |
| 133074 | Check | 790326 | Friends Office | 8/30/2024 | 18,080.65 | | OUTSTANDING | | ACCOUNTS_PAYABLE |
| 133075 | Check | 790734 | Easton Telecom Services, LLC | 8/30/2024 | 583.15 | | OUTSTANDING | | ACCOUNTS_PAYABLE |
| 133076 | Check | 791602 | Zimmerman School Equipment, In | 8/30/2024 | 80.00 | | OUTSTANDING | | ACCOUNTS_PAYABLE |
| 133077 | Check | 791693 | Ohio BCI & I | 8/30/2024 | 1,543.75 | | OUTSTANDING | | ACCOUNTS_PAYABLE |
| 133078 | Check | 791726 | MPS | 8/30/2024 | 991.96 | | OUTSTANDING | | ACCOUNTS_PAYABLE |
| 133079 | Check | 792061 | Sandrock, Sarah | 8/30/2024 | 1,138.85 | | OUTSTANDING | | ACCOUNTS_PAYABLE |
| 133080 | Check | 792393 | State Security, LLC | 8/30/2024 | 925.00 | | OUTSTANDING | | ACCOUNTS_PAYABLE |
| 133081 | Check | 792577 | Fire and Safety Services LLC | 8/30/2024 | 3,037.00 | | OUTSTANDING | | ACCOUNTS_PAYABLE |
| 133082 | Check | 793083 | BrainPop, LLC | 8/30/2024 | 17,014.50 | | OUTSTANDING | | ACCOUNTS_PAYABLE |
| 133083 | Check | 793803 | Decker Equipment/School fix | 8/30/2024 | 200.45 | | OUTSTANDING | | ACCOUNTS_PAYABLE |
| 133084 | Check | 794478 | Studies Weekly, Inc. | 8/30/2024 | 7,792.34 | | OUTSTANDING | | ACCOUNTS_PAYABLE |
| 133085 | Check | 794548 | Granville High School | 8/30/2024 | 575.00 | | OUTSTANDING | | ACCOUNTS_PAYABLE |
| 133086 | Check | 794689 | Brown Supply Co. | 8/30/2024 | 334.52 | | OUTSTANDING | | ACCOUNTS_PAYABLE |
| 133087 | Check | 794792 | Game One | 8/30/2024 | 2,015.00 | | OUTSTANDING | | ACCOUNTS_PAYABLE |
| 133088 | Check | 795072 | E.G. Systems, LLC | 8/30/2024 | 28,177.53 | | OUTSTANDING | | ACCOUNTS_PAYABLE |
| 133089 | Check | 795084 | PowerSchool Group, LLC | 8/30/2024 | 6,800.00 | | OUTSTANDING | | ACCOUNTS_PAYABLE |
| 133090 | Check | 795283 | PaySchools | 8/30/2024 | 479.75 | | OUTSTANDING | | ACCOUNTS_PAYABLE |
| 133091 | Check | 795376 | Delaware Hayes | 8/30/2024 | 285.00 | | OUTSTANDING | | ACCOUNTS_PAYABLE |

Big Walnut Local Schools

Disbursement Report-All-20240831

| Check # | Check Type | Vendor # | Primary Name | Date | Amount | Reconcile Date | Status | Void Date | Type |
|--------------|------------|----------|--|-----------|-------------|----------------|-------------|-----------|-----------------------------|
| 133092 Check | | 795403 | High School Bloodhound Sanitation Srvs LLC | 8/30/2024 | \$ 4,375.00 | | OUTSTANDING | | BLE ACCOUNTS_PAYA BLE |
| 133093 Check | | 795553 | Background InvestigationBure au | 8/30/2024 | 1,100.25 | | OUTSTANDING | | ACCOUNTS_PAYA BLE |
| 133094 Check | | 795561 | Responsive Learning, LP | 8/30/2024 | 1,080.00 | | OUTSTANDING | | ACCOUNTS_PAYA BLE |
| 133095 Check | | 795590 | Hilliard Darby High School | 8/30/2024 | 100.00 | | OUTSTANDING | | ACCOUNTS_PAYA BLE |
| 133096 Check | | 795668 | TPRS Books | 8/30/2024 | 260.00 | | OUTSTANDING | | ACCOUNTS_PAYA BLE |
| 133097 Check | | 991477 | Gateway Education Holdings, LLC dba: Savvas | 8/30/2024 | 13,996.80 | | OUTSTANDING | | ACCOUNTS_PAYA BLE |
| 133098 Check | | 991769 | National Automotive Parts Association | 8/30/2024 | 799.15 | | OUTSTANDING | | ACCOUNTS_PAYA BLE |
| 133099 Check | | 991833 | The Chillicothe Telephone Company, dba: Horizon Telcom | 8/30/2024 | 1,500.00 | | OUTSTANDING | | ACCOUNTS_PAYA BLE |
| 133100 Check | | 991835 | Grammar Flip, LLC | 8/30/2024 | 424.96 | | OUTSTANDING | | ACCOUNTS_PAYA BLE |
| 133101 Check | | 991867 | ODP Business Solutions, LLC | 8/30/2024 | 520.93 | | OUTSTANDING | | ACCOUNTS_PAYA BLE |
| 133102 Check | | 991872 | Williams, Anthony B. DBA: Michaels Angels Transportation Services, LLC | 8/30/2024 | 3,360.00 | | OUTSTANDING | | ACCOUNTS_PAYA BLE |
| 133103 Check | | 992027 | SPA Associates | 8/30/2024 | 1,115.00 | | OUTSTANDING | | ACCOUNTS_PAYA BLE |
| 133104 Check | | 992093 | ZLABS Inc. | 8/30/2024 | 2,220.00 | | OUTSTANDING | | ACCOUNTS_PAYA BLE |
| 133105 Check | | 992207 | Level 3 Financing, Inc. DBA Lumen Technologies Company | 8/30/2024 | 472.25 | | OUTSTANDING | | ACCOUNTS_PAYA BLE |
| 133106 Check | | 992268 | Youth Villages, Inc. | 8/30/2024 | 3,591.60 | | OUTSTANDING | | ACCOUNTS_PAYA BLE |
| 133107 Check | | 992298 | Acoustic Ceiling & Partition of Ohio, Inc. | 8/30/2024 | 22,500.00 | | OUTSTANDING | | ACCOUNTS_PAYA BLE |
| 133108 Check | | 992312 | Summit CC, LLC dba: Summit Construction Company | 8/30/2024 | 56,631.00 | | OUTSTANDING | | ACCOUNTS_PAYA BLE |
| 133109 Check | | 992315 | Lindsay Honda | 8/30/2024 | 119,115.00 | | OUTSTANDING | | ACCOUNTS_PAYA |

Big Walnut Local Schools
Disbursement Report-All-20240831

| Check # | Check Type | Vendor # | Primary Name | Date | Amount | Reconcile Date | Status | Void Date | Type |
|--------------|------------|----------|------------------------------------|-----------|-----------------|----------------|-------------|-----------|----------------------|
| | | | Automotive dba: Lindsay Honda | | | | | | BLE |
| 133110 Check | | 992382 | Ironman Tournaments, LLC | 8/30/2024 | \$ 1,050.00 | | OUTSTANDING | | ACCOUNTS_PAYA BLE |
| 133111 Check | | 992386 | Stats Medic LLC dba: Math Medic | 8/30/2024 | 2,255.00 | | OUTSTANDING | | ACCOUNTS_PAYA BLE |
| Grand Total | | | | | \$ 5,560,228.26 | | | | |



BIG WALNUT | INSPIRE
LOCAL SCHOOLS & GUIDE

COMPARISON OF FISCAL YEAR 2025 YTD
APPROPRIATIONS WITH FISCAL YTD ACTUAL -
ALL FUNDS (EXCLUDING GENERAL FUND)

AND

INVESTMENT REPORT FOR ALL FUNDS

Comparison of Fiscal Year 2025 YTD Appropriations with Fiscal Year YTD Actual Expenditures - All Funds

| | Notes | BOE Temporary Appropriation | 09/15/2024 First Amendment | BOE Approved Appropriation | Prior FY Encumbrance | FYTD Expendable | FYTD Expenditures | Current Encumbrances | Unencumbered Balance | Unencumbered Percent |
|---|-------|--------------------------------|----------------------------------|-------------------------------|-------------------------|--------------------|----------------------|-------------------------|-------------------------|-------------------------|
| 001 - GENERAL FUND | | 57,207,384 | - | 57,207,384 | - 963,608 | 58,170,992 | 9,909,453 | 5,115,872 | 43,145,667 | 74% |
| 002 - BOND RETIREMENT | | 9,054,205 | - | 9,054,205 | - - | 9,054,205 | 46,118 | 8,944,928 | 63,158 | 1% |
| 003 - PERMANENT IMPROVEMENT | | 2,627,474 | - | 2,627,474 | - 1,071,684 | 3,699,158 | 633,272 | 792,194 | 2,273,693 | 61% |
| 004 - BUILDING IMPROVEMENT | | 317,553 | - | 317,553 | - 445,713 | 763,266 | 47,025 | 473,946 | 242,295 | 32% |
| 006 - FOOD SERVICE | | 2,159,104 | - | 2,159,104 | - 15,731 | 2,174,835 | 178,233 | 418,767 | 1,577,835 | 73% |
| 014 - ROTARY-INTERNAL SERVICES | | 25,000 | - | 25,000 | - 16,972 | 41,972 | 18,918 | 22,310 | 744 | 2% |
| 018 - PUBLIC SCHOOL SUPPORT | | 122,300 | - | 122,300 | - 4,768 | 127,068 | 4,795 | 23,616 | 98,657 | 78% |
| 019 - OTHER GRANT | | - | - | - - | 2,660 | 2,660 | - | 1,773 | 887 | 33% |
| 022 - DISTRICT AGENCY | | 225,782 | - | 225,782 | - 2,597 | 228,378 | 23,855 | 15,301 | 189,222 | 83% |
| 070 - CAPITAL PROJECTS | | 7,500 | - | 7,500 | - 3,227 | 10,727 | 3,227 | - | 7,500 | 70% |
| 200 - STUDENT MANAGED ACTIVITY | | 136,446 | - | 136,446 | 18,193 | 154,639 | 4,821 | 49,450 | 100,368 | 65% |
| 300 - DISTRICT MANAGED STUDENT ACTIVITY | | 522,907 | - | 522,907 | 4,823 | 527,730 | 146,214 | 98,380 | 283,135 | 54% |
| 401 - AUXILLIARY SERVICES | | 500,968 | - | 500,968 | 29,049 | 530,017 | 28,340 | 26,413 | 475,263 | 90% |
| 439 - EARLY CHILDHOOD EDUCATION | | 11,180 | - | 11,180 | 204,502 | 215,682 | 17,329 | 204,502 | (6,149) | -3% |
| 451 - DATA COMMUNICATION FUND | | 12,600 | - | 12,600 | - - | 12,600 | - | - | 12,600 | 100% |
| 467 - STUDENT WELLNESS AND SUCCESS | | - | - | - - | - - | - | - | - | - | |
| 499 - MISCELLANEOUS STATE GRANT FUND | | 48,220 | - | 48,220 | - - | 48,220 | 6,300 | - | 41,920 | 87% |
| 507 - ESSER FUND | | 100,922 | - | 100,922 | - - | 100,922 | 96,707 | - | 4,215 | 0% |
| 516 - IDEA PART-B GRANT | | 1,132,925 | - | 1,132,925 | 86,737 | 1,219,662 | 205,195 | 255,032 | 759,434 | 62% |
| 551 LIMITED ENGLISH PROFICIENCY | | 17,342 | - | 17,342 | 1,324 | 18,666 | 597 | 4,689 | 13,380 | 72% |
| 572 - TITLE I | | 154,886 | - | 154,886 | - - | 154,886 | 37,018 | - | 117,868 | 76% |
| 584 - TITLE IV ACADEMIC ENRICHMENT | | 21,713 | - | 21,713 | 1,775 | 23,488 | 1,404 | 1,775 | 20,308 | 86% |
| 587 - EARLY CHILDHOOD SPECIAL EDUCATION GRANT | | 27,116 | - | 27,116 | - - | 27,116 | - | - | 27,116 | 100% |
| 590 - TITLE II-A IMPROVING TEACHER QUALITY | | 64,049 | - | 64,049 | 8,016 | 72,065 | 1,080 | 41,706 | 29,279 | 41% |
| 599 - MISCELLANEOUS FEDERAL GRANTS | | - | - | - - | - - | - | - | - | - | 100% |
| TOTAL ALL FUNDS | | 17,290,191 | - | 17,290,191 | 1,917,771 | 19,207,962 | 1,500,451 | 11,374,782 | 6,332,729 | 33% |

74,497,575 74,497,575 2,881,378 77,378,953 11,409,904 16,490,654 49,478,396

- The accounts have adequate current or anticipated resources and appropriation modifications will be made to account for this and other necessary appropriations.

**BIG WALNUT LOCAL SCHOOL DISTRICT
INVESTMENT PORTFOLIO
August 31, 2024**

| <u>Institution</u> | <u>Instrument Type</u> | <u>Cost Basis</u> | <u>Purchase Date</u> | <u>Yield Rate</u> | <u>Maturity Date</u> | <u>Days to Maturity</u> | <u>Est. Interest Remaining</u> |
|---|-------------------------|-------------------------------|----------------------|-------------------|----------------------|-------------------------|--------------------------------|
| INTERIM FUNDS - General Operating Funds | | | | | | | |
| <i>Fifth Third Securities, Inc. - Investments</i> | | | | | | | |
| 7) U.S. Treasury Note | U.S. Treasurer | \$394,556.25 | 12/15/2021 | 0.88% | 9/15/2024 | 15 | \$9,193.75 |
| U.S. Treasury Note | U.S. Treasurer | \$496,210.94 | 11/9/2023 | 4.38% | 10/31/2024 | 61 | \$21,875.00 |
| U.S. Treasury Note | U.S. Treasurer | \$496,425.78 | 11/9/2023 | 4.50% | 11/30/2024 | 91 | \$22,500.00 |
| U.S. Treasury Note | U.S. Treasurer | \$494,726.56 | 11/9/2023 | 4.25% | 12/31/2024 | 122 | \$21,250.00 |
| U.S. Treasury Note | U.S. Treasurer | \$494,238.28 | 11/9/2023 | 4.13% | 1/31/2025 | 153 | \$20,625.00 |
| U.S. Treasury Note | U.S. Treasurer | \$198,750.00 | 11/9/2023 | 4.63% | 2/28/2025 | 181 | \$9,250.00 |
| U.S. Treasury Note | U.S. Treasurer | \$593,554.69 | 2/28/2024 | 3.88% | 3/31/2025 | 212 | |
| Fifth Third Investment Total Subtotal | | <u>\$3,168,462.50</u> | | | | | |
| <i>RedTree Investment Group - Investments</i> | | | | | | | |
| City National Bank | Certificates of Deposit | \$243,756.00 | 11/23/2022 | 4.85% | 11/25/2024 | 86 | \$23,654.55 |
| Univest Bank & Trust Co | Certificates of Deposit | \$248,751.00 | 12/29/2022 | 4.40% | 12/30/2024 | 121 | \$19,173.00 |
| DMB Community Bank | Certificates of Deposit | \$137,827.50 | 8/12/2024 | 3.97% | 2/14/2028 | 1262 | \$0.00 |
| Natixis NY | Commercial Paper | \$486,381.95 | 6/25/2024 | 5.45% | 12/27/2024 | 118 | \$0.00 |
| Citigroup | Commercial Paper | \$240,006.25 | 4/26/2024 | 5.55% | 1/21/2025 | 143 | \$0.00 |
| TD USA | Commercial Paper | \$384,188.78 | 4/30/2024 | 5.51% | 1/24/2025 | 146 | \$0.00 |
| MUFG Bank | Commercial Paper | \$385,560.89 | 6/28/2024 | 5.44% | 3/3/2025 | 184 | \$0.00 |
| Toyota Motor Credit | Commercial Paper | \$481,655.56 | 6/25/2024 | 5.40% | 3/6/2025 | 187 | \$0.00 |
| Bank of America | Commercial Paper | \$481,222.50 | 7/3/2024 | 5.42% | 3/19/2025 | 200 | \$0.00 |
| TD USA | Commercial Paper | \$336,428.75 | 6/28/2024 | 5.38% | 3/25/2025 | 206 | \$0.00 |
| Federal Farm Credit Bank | U.S. Gov't Agency Note | \$229,650.40 | 7/26/2023 | 5.39% | 9/26/2024 | 26 | \$0.00 |
| Federal Farm Credit Bank | U.S. Gov't Agency Note | \$134,046.50 | 9/30/2022 | 4.25% | 9/30/2025 | 395 | \$14,343.75 |
| Federal Home Loan Mtg | U.S. Gov't Agency Note | \$195,499.20 | 3/20/2024 | 4.66% | 5/6/2027 | 978 | \$0.00 |
| Federal Home Loan Mtg | U.S. Gov't Agency Note | \$300,000.00 | 5/14/2024 | 6.00% | 5/14/2027 | 986 | \$0.00 |
| Federal Home Loan Mtg | U.S. Gov't Agency Note | \$350,000.00 | 8/30/2024 | 5.30% | 8/6/2027 | 1070 | \$0.00 |
| Federal Home Loan Mtg | U.S. Gov't Agency Note | \$299,850.00 | 6/26/2024 | 5.53% | 1/26/2026 | 513 | \$0.00 |
| Federal Farm Credit Bank | U.S. Gov't Agency Note | \$298,137.00 | 3/30/2023 | 3.88% | 3/30/2026 | 576 | \$34,875.00 |
| Federal Farm Credit Bank | U.S. Gov't Agency Note | \$496,925.00 | 6/27/2024 | 4.41% | 10/20/2028 | 1511 | \$0.00 |
| Federal Home Loan Bank | U.S. Gov't Agency Note | \$996,530.00 | 6/28/2024 | 4.44% | 11/24/2028 | 1546 | \$0.00 |
| Federal Home Loan Bank | U.S. Gov't Agency Note | \$249,792.50 | 8/30/2024 | 3.77% | 11/27/2028 | 1549 | \$0.00 |
| Federal Home Loan Bank | U.S. Gov't Agency Note | \$172,200.00 | 1/31/2024 | 4.17% | 1/25/2029 | 1608 | \$0.00 |
| Federal Farm Credit Bank | U.S. Gov't Agency Note | \$463,974.60 | 4/10/2024 | 4.42% | 3/20/2029 | 1662 | \$0.00 |
| Federal Farm Credit Bank | U.S. Gov't Agency Note | \$198,002.00 | 4/11/2024 | 4.60% | 4/10/2029 | 1683 | \$0.00 |
| Federal Home Loan Bank | U.S. Gov't Agency Note | \$300,000.00 | 6/12/2024 | 6.00% | 6/5/2029 | 1739 | \$0.00 |
| Federal Home Loan Bank | U.S. Agency Notes | \$307,536.90 | 9/27/2023 | 5.53% | 3/25/2026 | 571 | \$0.00 |
| U.S. Treasury Note | U.S. Treasurer | \$324,466.80 | 1/31/2024 | 4.20% | 6/15/2026 | 653 | \$0.00 |
| U.S. Treasury Note | U.S. Treasurer | \$399,187.50 | 4/30/2024 | 4.98% | 4/30/2026 | 607 | \$0.00 |
| U.S. Treasury Note | U.S. Treasurer | \$299,929.69 | 6/25/2024 | 4.25% | 2/28/2029 | 1642 | \$0.00 |
| U.S. Treasury Note | U.S. Treasurer | \$245,878.91 | 5/13/2024 | 4.50% | 3/31/2029 | 1673 | \$0.00 |
| U.S. Treasury Note | U.S. Treasurer | \$399,478.99 | 4/30/2024 | 4.65% | 4/30/2029 | 1703 | \$0.00 |
| U.S. Treasury Note | U.S. Treasurer | \$490,351.56 | 8/30/2024 | 3.69% | 6/30/2029 | 1764 | \$0.00 |
| Government Debt - Federal Agency Subtotal | | <u>\$10,577,216.73</u> | | | | | |
| <i>Cash Accounts</i> | | | | | | | |
| 1) First Commonwealth Bank | Checking - SM | \$485,131.16 | 8/31/2024 | 0.06% | 9/1/2024 | 1 | \$0.80 |
| 2) Federated Govt Obligations Is | Money Market | \$571,748.75 | 8/31/2024 | 2.10% | 9/1/2024 | 1 | \$32.90 |
| 3) First American Obligations Fund | Money Market | \$466,144.42 | 8/31/2024 | 2.10% | 9/1/2024 | 1 | \$26.82 |
| 4) Star Ohio - General | Money Market | \$20,904,828.22 | 8/31/2024 | 2.28% | 9/1/2024 | 1 | \$1,305.84 |
| Cash Account Subtotal | | <u>\$22,427,852.55</u> | | | | | |
| Total Interim Funds | | <u><u>\$36,173,531.78</u></u> | | | | | |
| ACTIVE FUNDS - General Operating Funds | | | | | | | |
| 1) First Commonwealth Bank | Checking - General | \$29,042,046.81 | 8/31/2024 | 0.02% | 9/1/2024 | 1 | \$15.91 |
| 2) First Commonwealth Bank | Checking - Payroll | \$1,395,564.94 | 8/31/2024 | 0.00% | 9/1/2024 | 1 | \$0.00 |
| Total Active Funds | | <u><u>\$30,437,611.75</u></u> | | | | | |
| Total Active and Interim Funds - General Operating | | \$66,611,143.53 | | 1.62% | | 148 | \$4,788,873.44 |

**BIG WALNUT LOCAL SCHOOL DISTRICT
CONSTRUCTION - INVESTMENT PORTFOLIO
August 31, 2024**

| <u>Institution</u> | <u>Instrument Type</u> | <u>Cost Basis</u> | <u>Purchase Date</u> | <u>Yield Rate</u> | <u>Maturity Date</u> | <u>Days to Maturity</u> | <u>Est. Earnings Remaining</u> |
|---|------------------------|-------------------|----------------------|-------------------|----------------------|-------------------------|--------------------------------|
| <u>May 2019 - Bond Proceeds</u> | | | | | | | |
| 8) First American Treasury Obligations Fund | Money Market | \$358,190.60 + | 8/31/2024 | 2.10% | 9/1/2024 | 1 | \$20.61 |
| 9) Star Ohio - Construction Fund | Money Market | \$91,304.44 + | 8/31/2024 | 2.28% | 9/1/2024 | 1 | \$5.70 |
| Subtotal | | <hr/> | | | | | |
| Total May 2019 - Bond Proceeds | | <hr/> | | | | | |
| Grand Total Construction Proceeds | | <hr/> | | | | | |
| | | \$449,495.04 | | 2.14% | | 1 | \$5,010,026.31 |

**BIG WALNUT LOCAL SCHOOL DISTRICT
INVESTMENT EARNINGS REVENUE
August 31, 2024**

| Fund | Month to Date | Year to Date |
|----------------------------------|----------------------|---------------------|
| General Fund (001) | \$182,242.95 | \$386,010.20 |
| Building Project Fund (004-9017) | \$4,004.93 | \$8,618.52 |
| Food Service Fund (006) | \$4,398.17 | \$9,695.58 |
| Sunbury Meadows CDA (022-9200) | \$132.32 | \$260.31 |
| Auxillary Services Fund (401) | \$185.63 | \$498.49 |
| Total All Funds | \$190,964.00 | \$405,083.10 |

**Thank you for your review of the August 2024 Big Walnut Local
School District Financial Report.**



Big Walnut Local School District
110 Tippet Court
Sunbury, OH 43074