

Big Walnut Local School District

Monthly Financial Report

for the month ended
July 31, 2024



Prepared By:
Scott Gooding
Treasurer

Table of Contents

<u>Description</u>	<u>Page</u>
Pie Chart of Estimated Revenue and Expenditures for fiscal years 2024-25 and 2014-15	1
Comparison of Fiscal Year 2025 YTD Estimated Revenue and Expenditures with Fiscal Year 2025 YTD Actuals	2

Variance Analysis

Comparison of Monthly Ending Cash Balances	4 & 5
Comparison of Monthly and Total Revenues & Other Financing Sources	6 & 7
Comparison of Monthly and Total General Property Tax (Real Estate)	8 & 9
Comparison of Monthly and Total Tangible Personal Property Tax (PUPP)	10 & 11
Comparison of Monthly and Total Income Tax	12 & 13
Comparison of Monthly and Total State Grants-in-Aid (Unrestricted & Restricted)	14 & 15
Comparison of Monthly and Total State Property Tax Allocations	16 & 17
Comparison of Monthly and Total Other Revenues & Other Financing Sources	18 & 19
Comparison of Monthly and Total Expenditures & Other Financing Uses	20 & 21
Comparison of Monthly and Total Personal Services (Salaries & Wages)	22 & 23
Comparison of Monthly and Total Employees' Retirement/Insurance Benefits	24 & 25
Comparison of Monthly and Total Purchased Services	26 & 27
Comparison of Monthly and Total Supplies and Materials	28 & 29
Comparison of Monthly and Total Capital Outlay	30 & 31
Comparison of Monthly and Total Other Expenditure Objects & Other Financing Uses	32 & 33

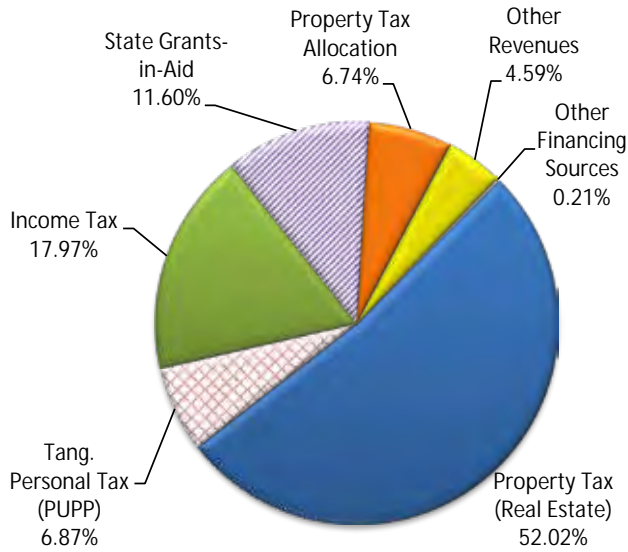
All Funds Reports

Receipts, Expenditures and Fund Balances All Funds (Fund Report)	35
Summary Check Register (Disbursement Report)	36 - 45
Comparison of Fiscal Year 2025 YTD Appropriations with Fiscal YTD Actual Expenditures – All Funds (excluding General Fund)	47
Investments - All Funds	48 - 50

Page Intentionally Left Blank

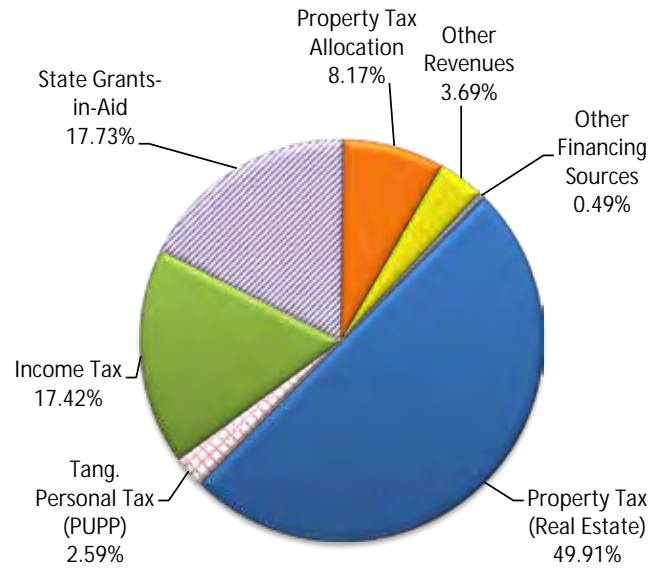
EST. GENERAL FUND REVENUE FY25

\$57,196,300



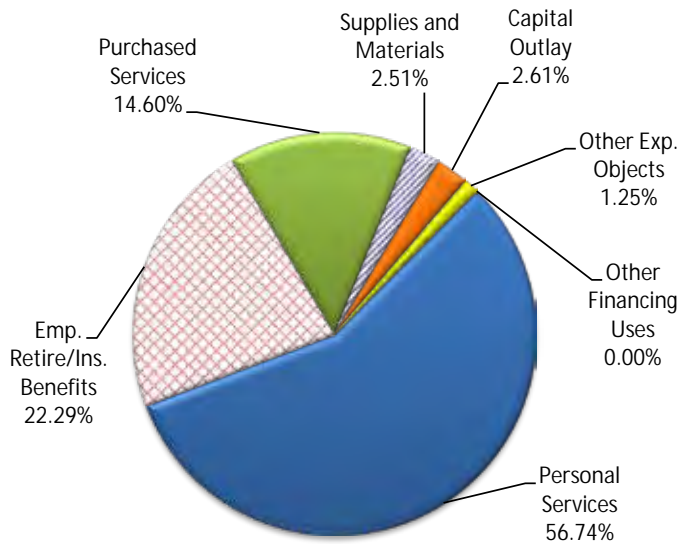
EST. GENERAL FUND REVENUE FY15

\$30,203,662



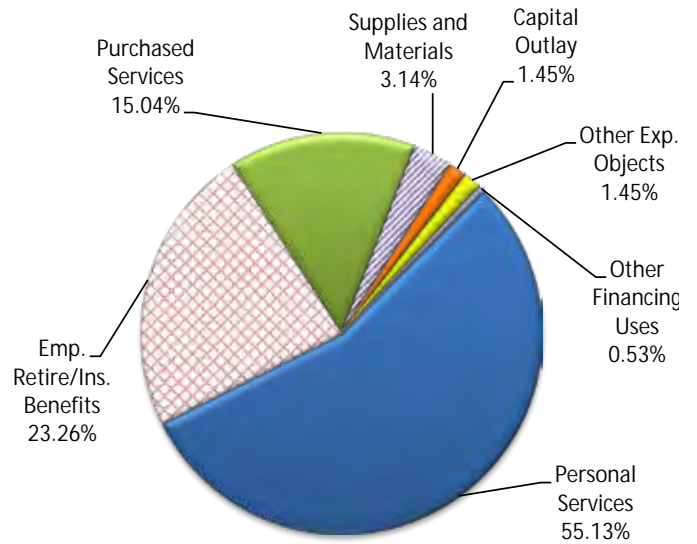
EST. GENERAL FUND EXPENDITURES FY25

\$51,522,171



EST. GENERAL FUND EXPENDITURES FY15

\$29,020,690



Enrollment

FY 2025

4,304

as of 7/3/2024

FY 2015

3,150

% Change

36.63%

**COMPARISON OF FISCAL YEAR 2025 YEAR-TO-DATE ESTIMATED REVENUES AND
EXPENDITURES WITH FISCAL YEAR 2025 YEAR-TO-DATE ACTUALS
GENERAL & REQUIRED DEBT SERVICE FUNDS ONLY**

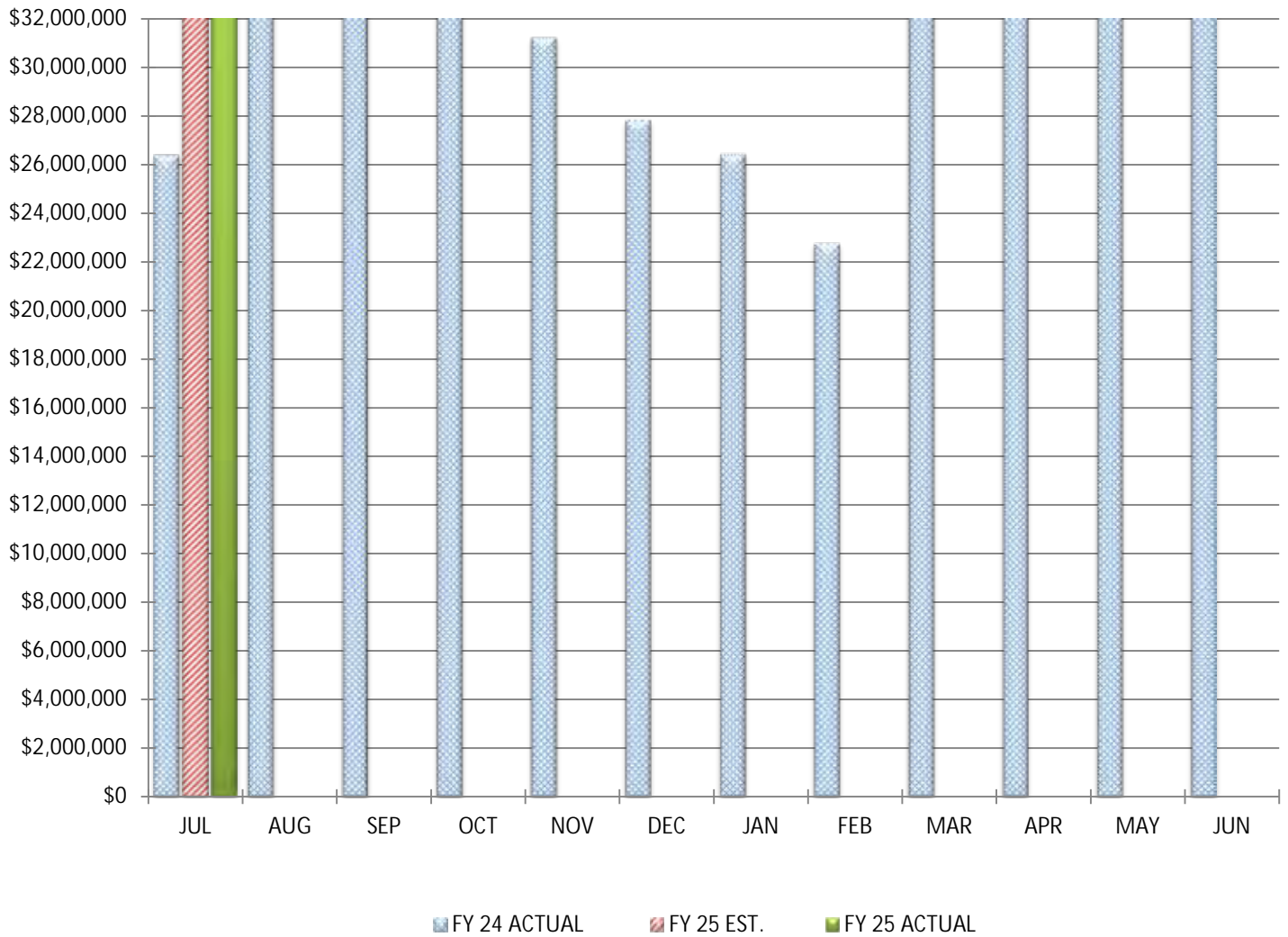
CATEGORY	FY 25 EST.	FY 25 ACTUAL	VARIANCE	PERCENTAGE
Revenues				
General Property Tax (Real Estate)	\$0	\$0	\$0	0.0%
Tangible Personal Property (PUPP)	0	0	0	0.0%
Income Tax	4,305,919	4,895,160	589,241	13.7%
Unrestricted State Grants-in-Aid	526,449	579,949	53,499	10.2%
Restricted State Grants-in-Aid	31,557	26,306	(5,251)	-16.6%
Property Tax Allocation (Reimb.)	0	0	0	0.0%
All Other Revenues	161,688	274,133	112,445	69.5%
Total Revenues	5,025,614	5,775,549	749,935	14.9%
Other Financing Sources				
Advances-In	\$0	\$0	\$0	0.0%
All Other Financing Sources	2,900	2,900	0	0.0%
Total Other Financing Sources	2,900	2,900	0	0.0%
Total Revenues & Other Fin. Sources	\$5,028,515	\$5,778,449	\$749,935	14.9%
Expenditures				
Personal Services (Salaries & Wages)	\$2,448,495	\$2,385,419	(\$63,076)	-2.6%
Retirement/Insurance Benefits	1,011,219	979,131	(32,088)	-3.2%
Purchased Services	757,707	1,024,750	267,043	35.2%
Supplies and Materials	180,268	54,095	(126,173)	-70.0%
Capital Outlay	180,982	289,580	108,598	60.0%
Other Expenditure Objects	78,788	111,421	32,633	41.4%
Total Expenditures	4,657,459	4,844,396	186,937	4.0%
Other Financing Uses				
Operating Transfers-Out	\$0	\$0	\$0	0.0%
Advances-Out	0	0	0	0.0%
All Other Financing Uses	0	0	0	0.0%
Total Other Financing Uses	\$0	\$0	\$0	0.0%
Total Expenditures & Other Fin. Uses	\$4,657,459	\$4,844,396	\$186,937	4.0%
Excess of Revenues & Other Fin. Sources over (under) Expenditures & Other Fin. Uses	\$371,056	\$934,054	\$562,998	151.7%
Beginning Cash Balance July 1	\$34,233,503	\$34,233,503	\$0	0.0%
Ending Cash Balance	\$34,604,558	\$35,167,556	\$562,998	1.6%
Estimated Encumbrances	\$0	\$5,849,691	(\$5,849,691)	
Unreserved Fund Balance	\$34,604,558	\$29,317,865	(\$5,286,694)	



BIG WALNUT | INSPIRE
LOCAL SCHOOLS & GUIDE

VARIANCE ANALYSIS - GENERAL FUND

COMPARISON OF MONTHLY ENDING CASH BALANCES



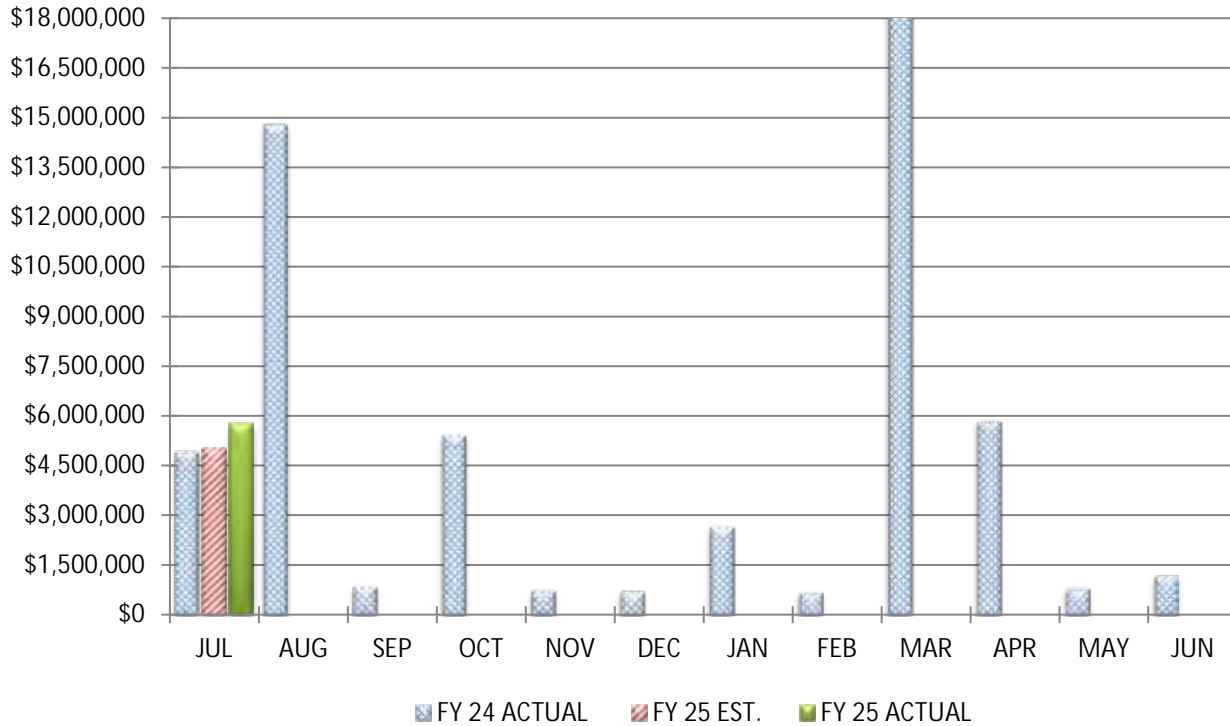
COMPARISON OF MONTHLY ENDING CASH BALANCES

July 31, 2024

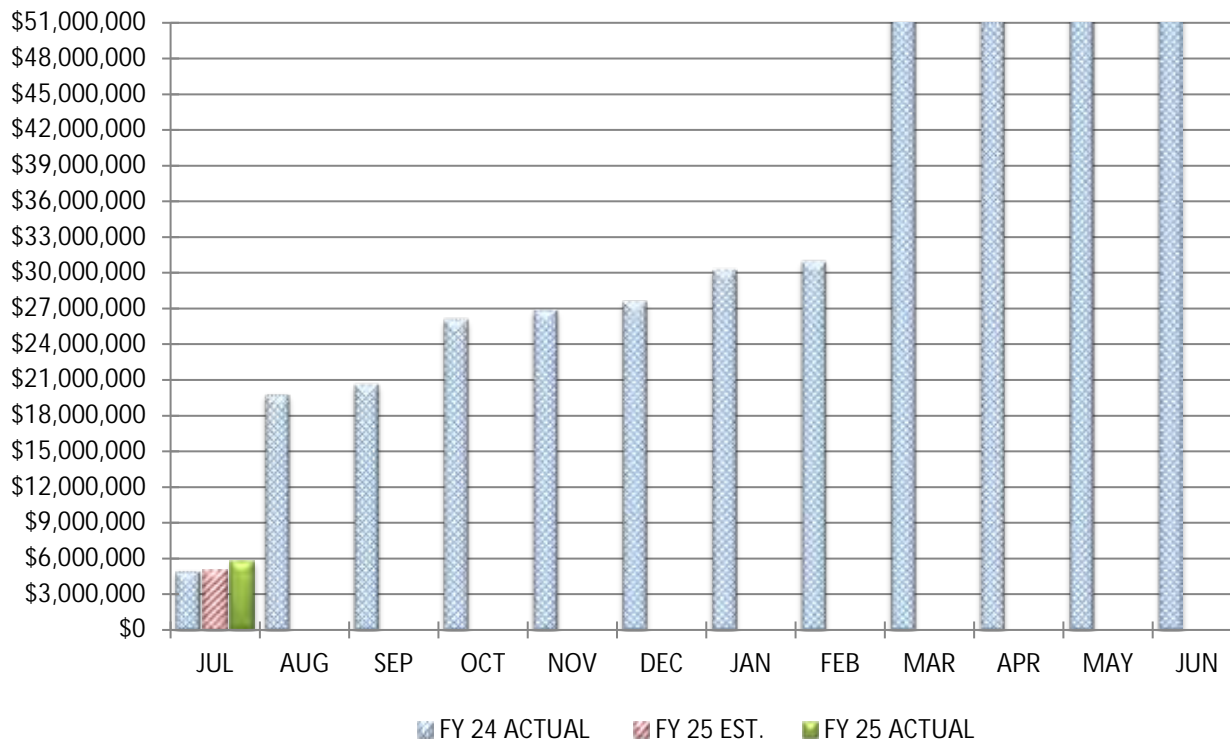
Actual Cash Balance		\$35,167,556
Estimated Cash Balance		\$34,604,558
Variance From Estimate	OVER	\$562,998
Percent Variance From Estimate	OVER	1.63%
Previous Year Cash Balance		\$26,400,452

COMMENTS: We are on target with our annual estimates.

COMPARISON OF TOTAL MONTHLY REVENUES & OTHER FINANCING SOURCES



COMPARISON OF TOTAL YEAR-TO-DATE REVENUES & OTHER FINANCING SOURCES

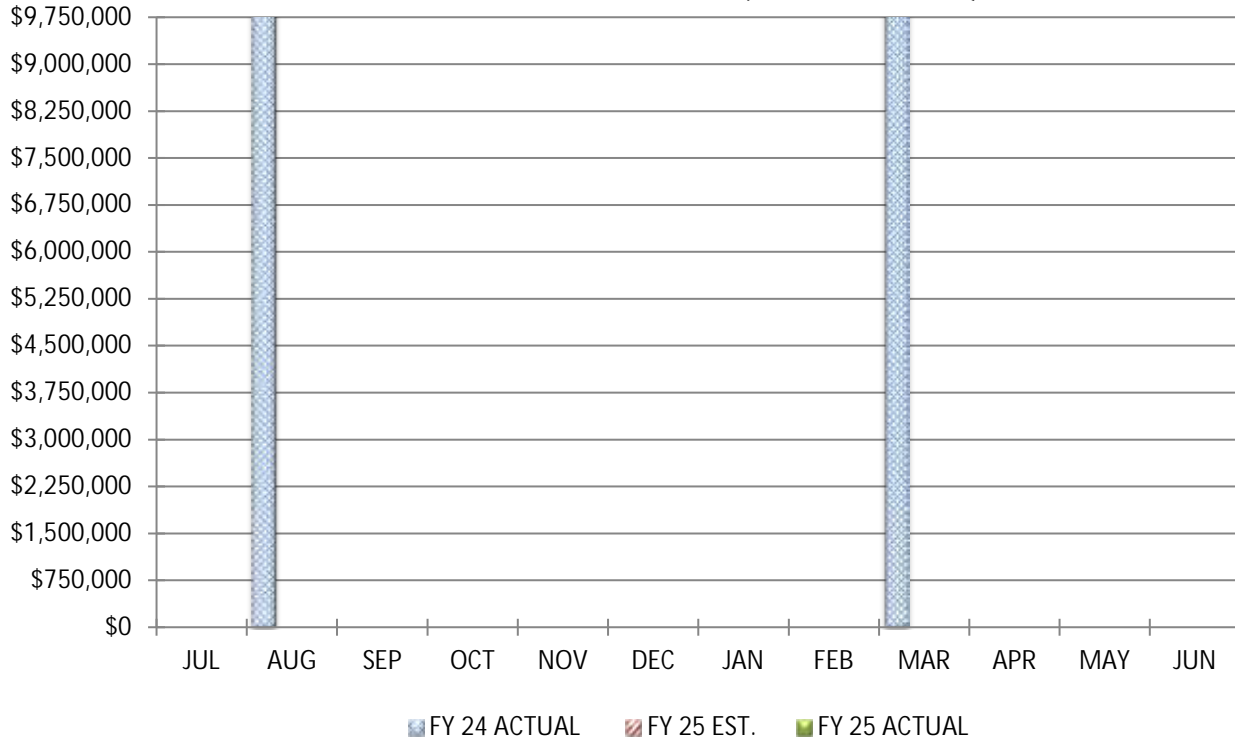


COMPARISON TOTAL REVENUES & OTHER FINANCING SOURCES

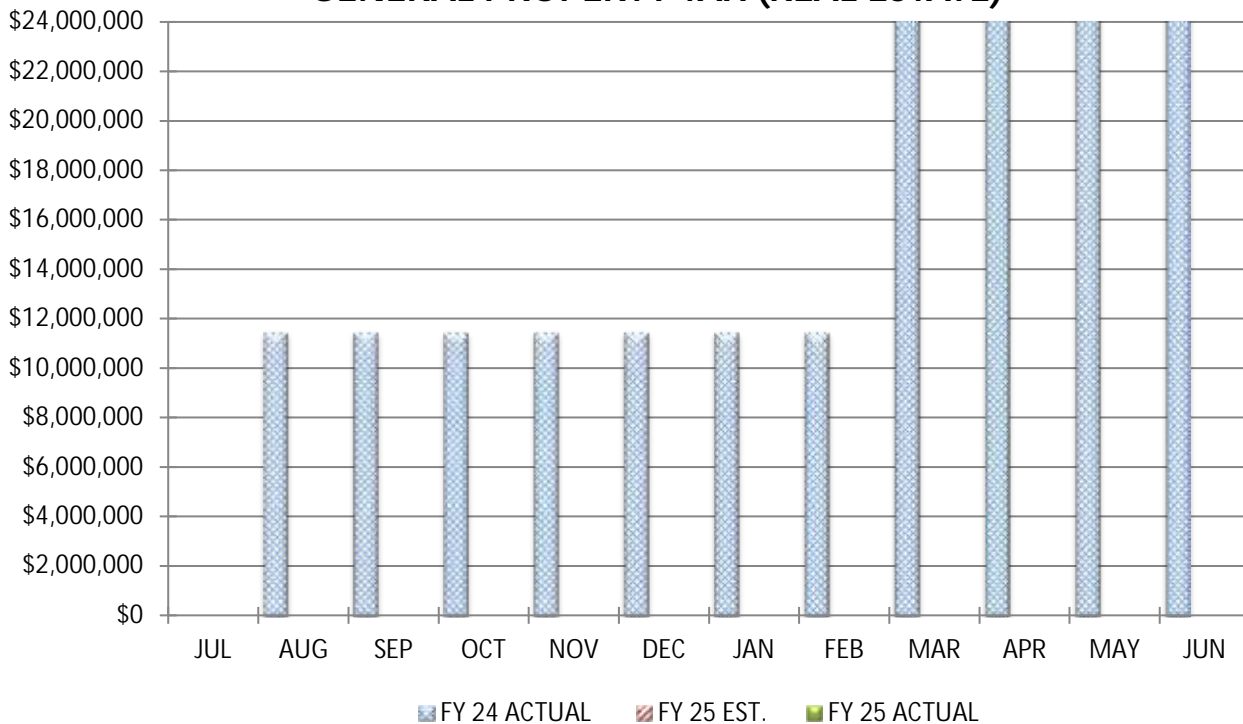
July 31, 2024				
		MONTH		YEAR-TO-DATE
Actual Receipts		\$5,778,449		\$5,778,449
Estimated Receipts		\$5,028,515		\$5,028,515
Variance From Estimate	OVER	\$749,935	OVER	\$749,935
Variance From Estimate	OVER	14.91%	OVER	14.91%
Actual Prior Year		\$4,960,289		\$4,960,289
Total 2024-2025 Estimate				\$63,224,545
Percent Of Total Estimate Received				9.14%
Percent Of Budget Year Completed		1 Months		8.33%

COMMENTS: We are on target with our annual estimates.

COMPARISON OF TOTAL MONTHLY GENERAL PROPERTY TAX (REAL ESTATE)



COMPARISON OF TOTAL YEAR-TO-DATE GENERAL PROPERTY TAX (REAL ESTATE)

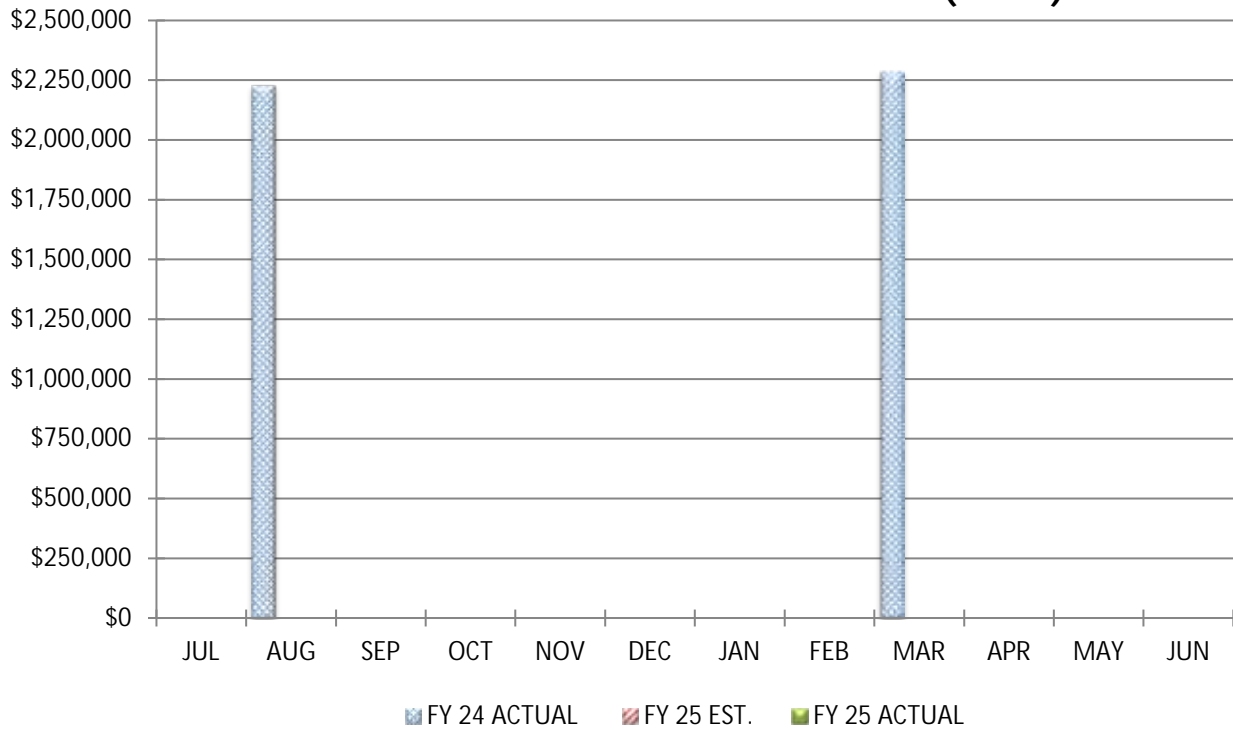


COMPARISON OF GENERAL PROPERTY TAX (REAL ESTATE)

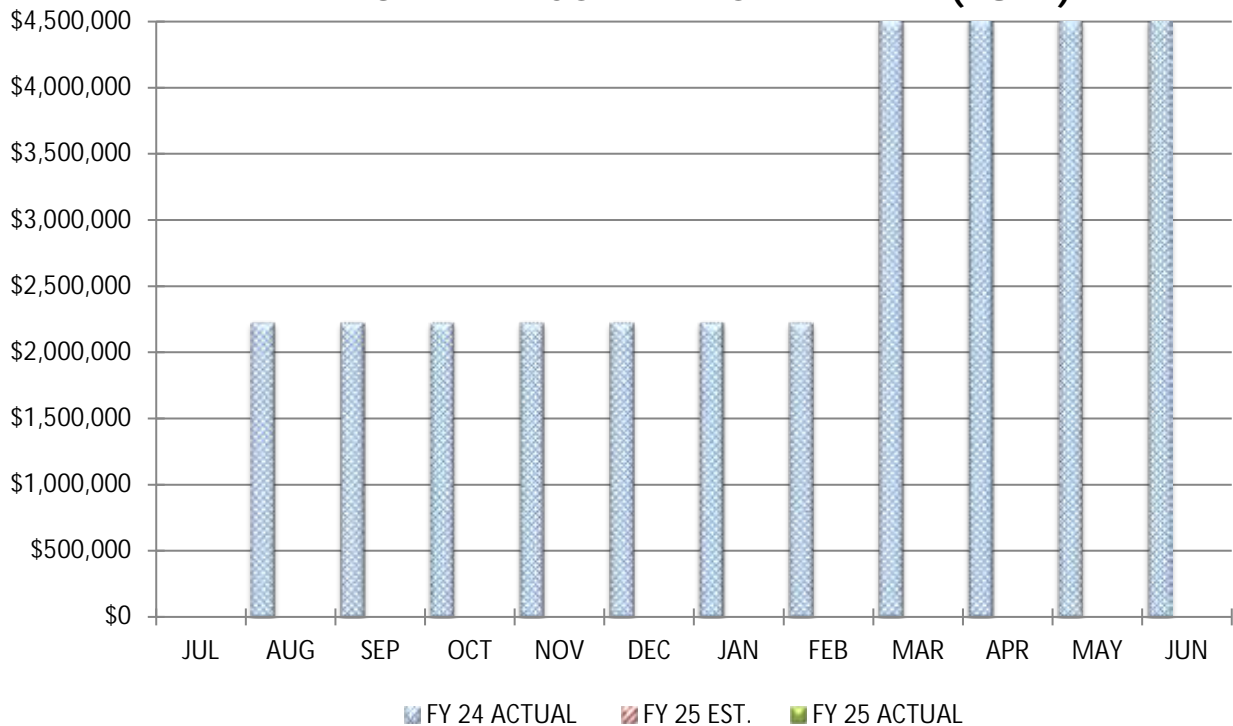
	July 31, 2024	
	<u>MONTH</u>	<u>YEAR-TO-DATE</u>
Actual Real Estate Tax Receipts	\$0	\$0
Estimated Real Estate Tax Receipts	\$0	\$0
Variance From Estimate	\$0	\$0
Variance From Estimate	0.00%	0.00%
Actual Prior Year	\$0	\$0
Total 2024-2025 Estimate		\$32,889,810
Percent Of Total Estimate Received		0.00%
Percent Of Budget Year Completed	1 months	8.33%

COMMENTS: We are on target with our annual estimates.

COMPARISON OF TOTAL MONTHLY TANGIBLE PERSONAL PROPERTY TAX (PUPP)



COMPARISON OF TOTAL YEAR-TO-DATE TANGIBLE PERSONAL PROPERTY TAX (PUPP)

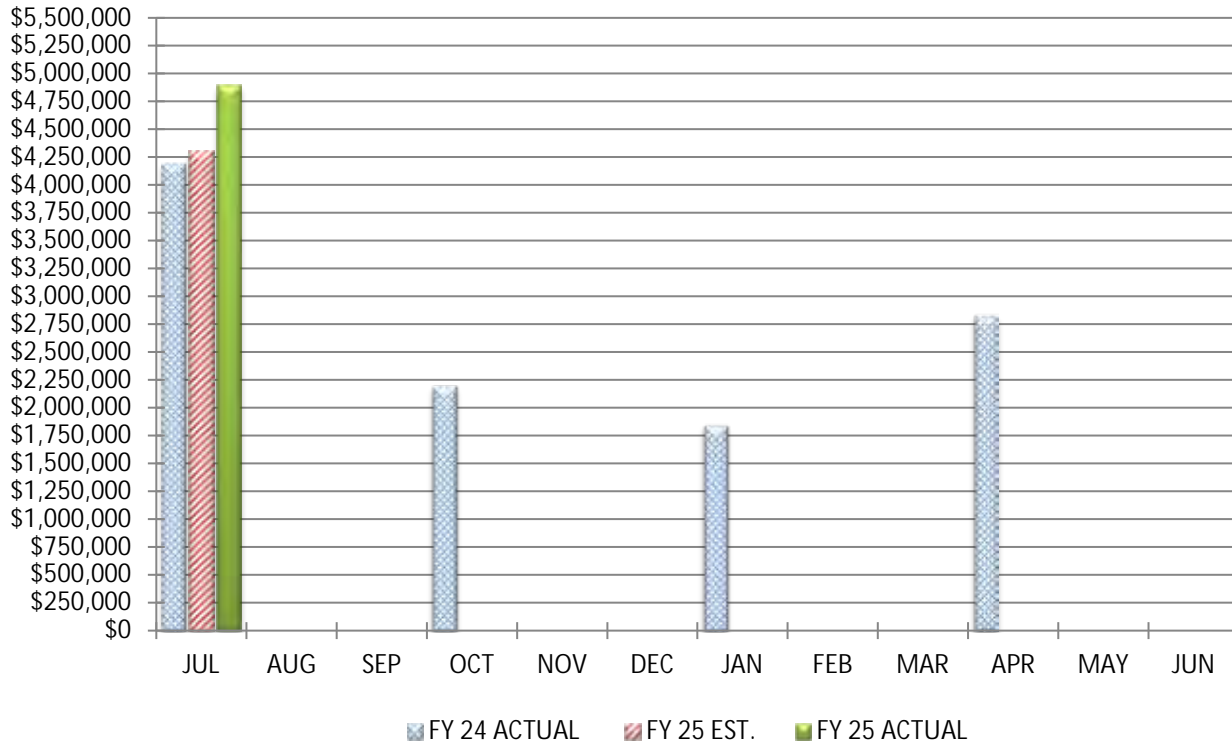


COMPARISON OF TANGIBLE PERSONAL PROPERTY TAX (PUPP)

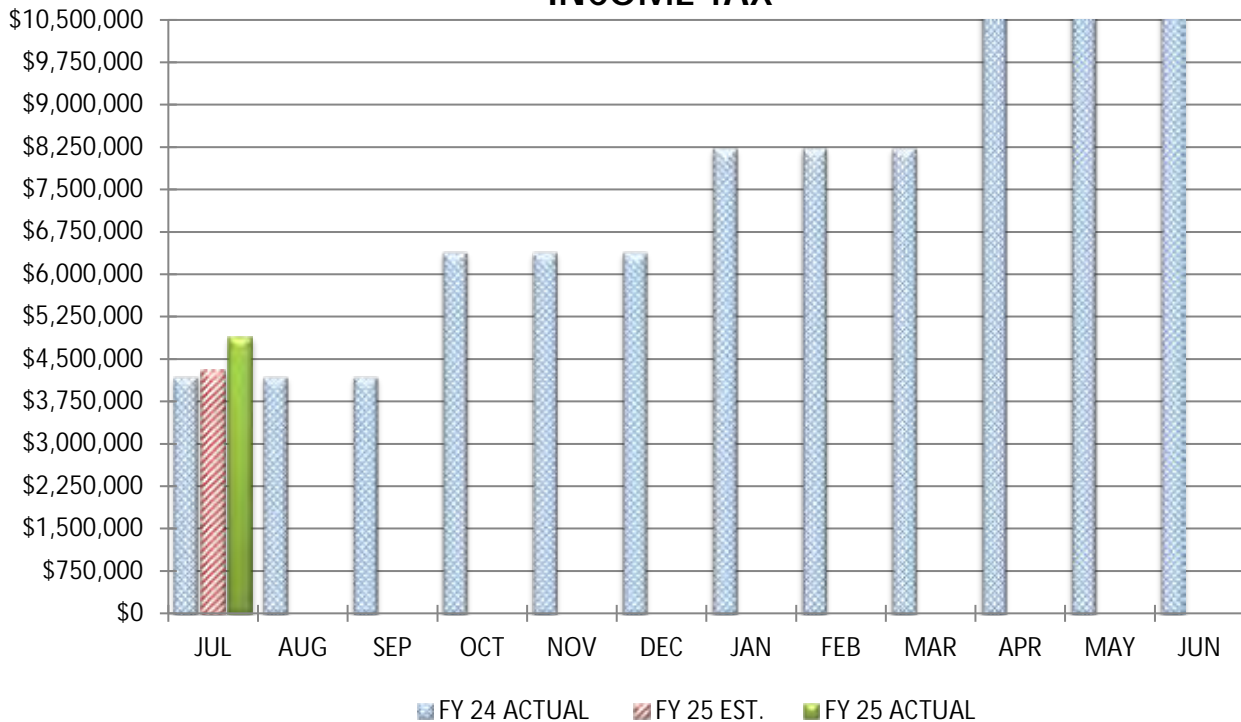
	July 31, 2024	
	<u>MONTH</u>	<u>YEAR-TO-DATE</u>
Actual PUPP Tax Receipts	\$0	\$0
Estimated PUPP Tax Receipts	\$0	\$0
Variance From Estimate	\$0	\$0
Variance From Estimate	0.00%	#DIV/0!
Actual Prior Year	\$0	\$0
Total 2024-2025 Estimate		\$4,345,334
Percent Of Total Estimate Received		0.00%
Percent Of Budget Year Completed	1 months	8.33%

COMMENTS: We are on target with our annual estimates.

COMPARISON OF TOTAL MONTHLY INCOME TAX



COMPARISON OF TOTAL YEAR-TO-DATE INCOME TAX



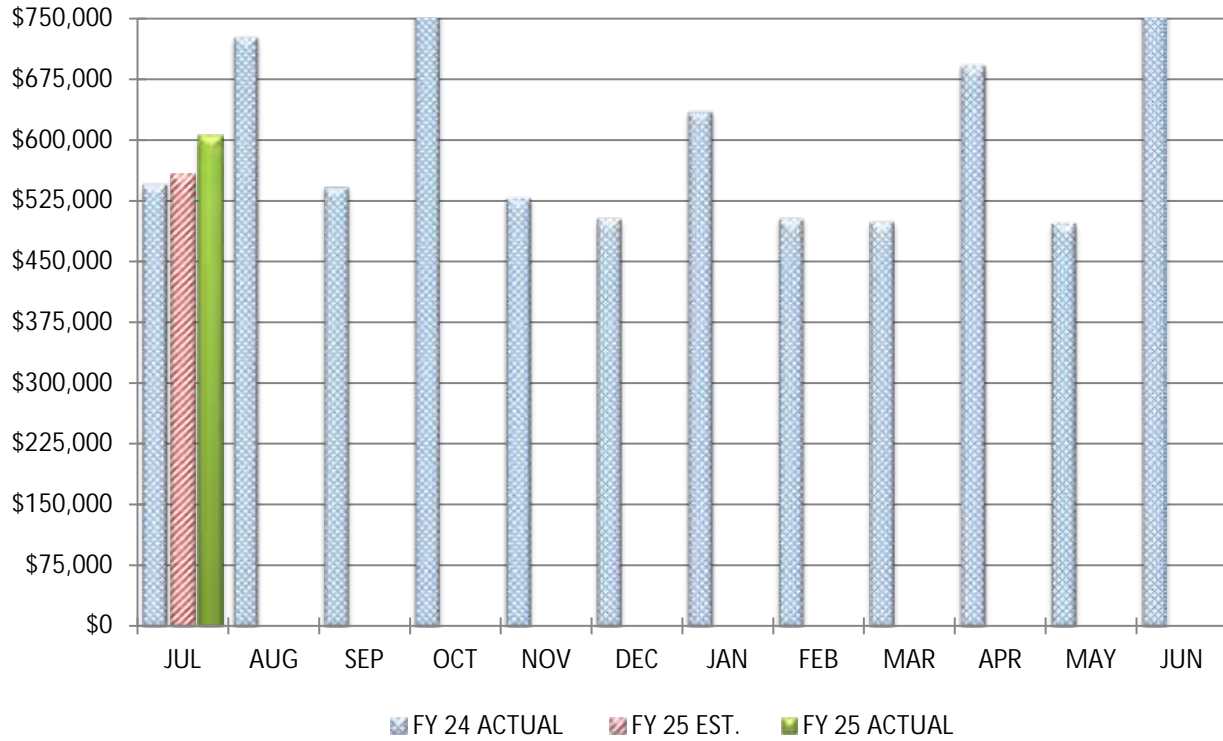
COMPARISON OF INCOME TAX

July 31, 2024

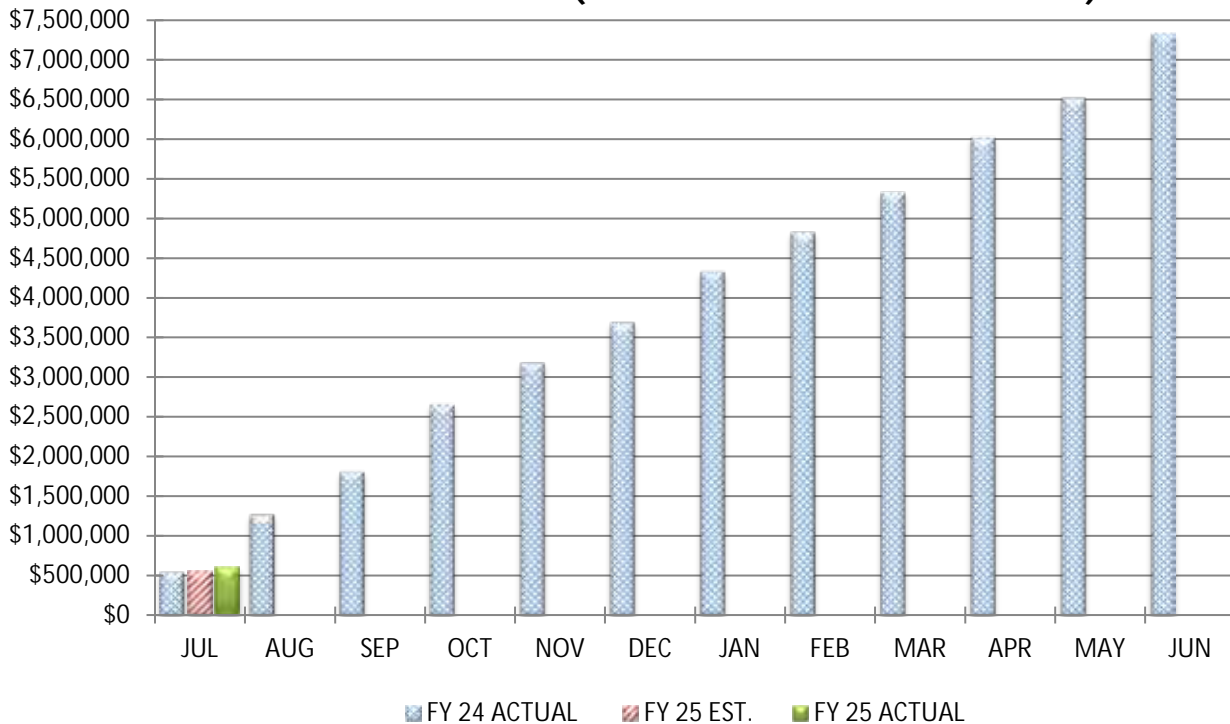
		<u>MONTH</u>		<u>YEAR-TO-DATE</u>
Actual State Receipts		\$4,895,160		\$4,895,160
Estimated State Receipts		\$4,305,919		\$4,305,919
Variance From Estimate	OVER	\$589,241	OVER	\$589,241
Variance From Estimate	OVER	13.68%	OVER	13.68%
Actual Prior Year		\$4,193,146		\$4,193,146
Total 2024-2025 Estimate				\$11,360,147
Percent Of Total Estimate Received				43.09%
Percent Of Budget Year Completed		1 months		8.33%

COMMENTS: We are on target with our annual estimates.

COMPARISON OF TOTAL MONTHLY STATE GRANTS-IN-AID (UNRESTRICTED & RESTRICTED)



COMPARISON OF TOTAL YEAR-TO-DATE STATE GRANTS-IN-AID (UNRESTRICTED & RESTRICTED)

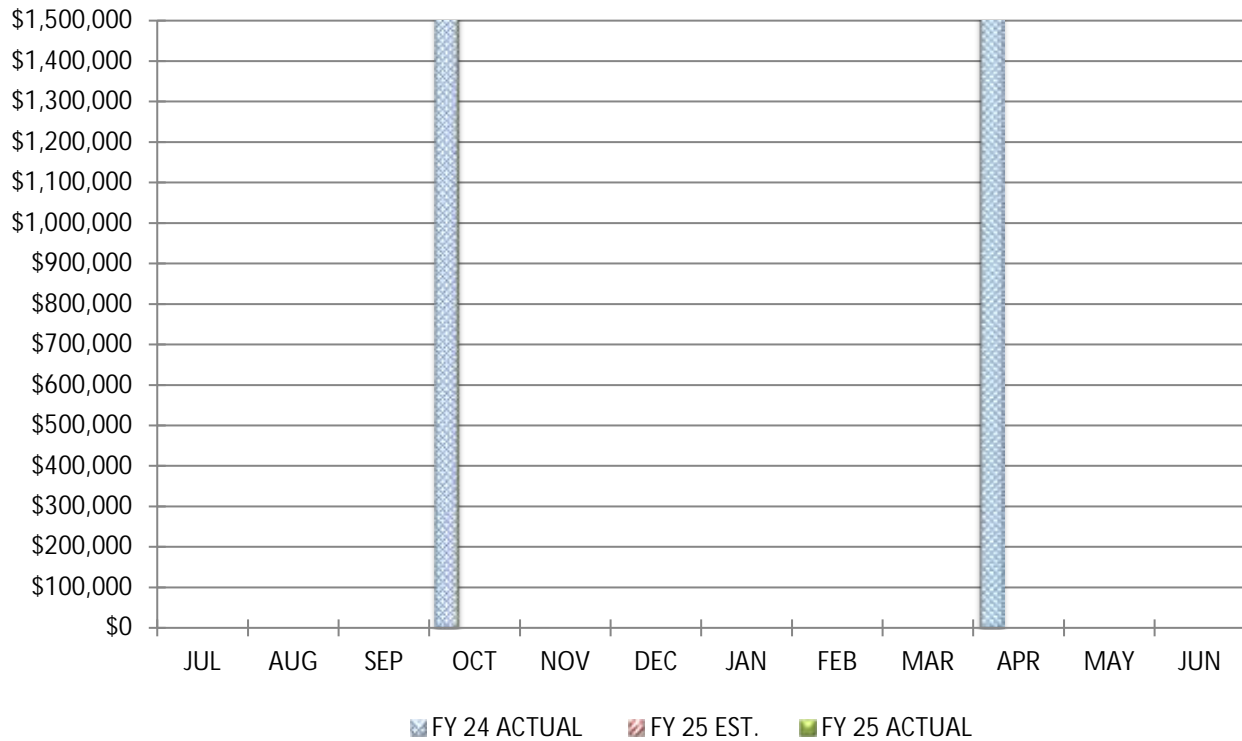


COMPARISON OF STATE GRANTS-IN-AID (UNRESTRICTED & RESTRICTED)

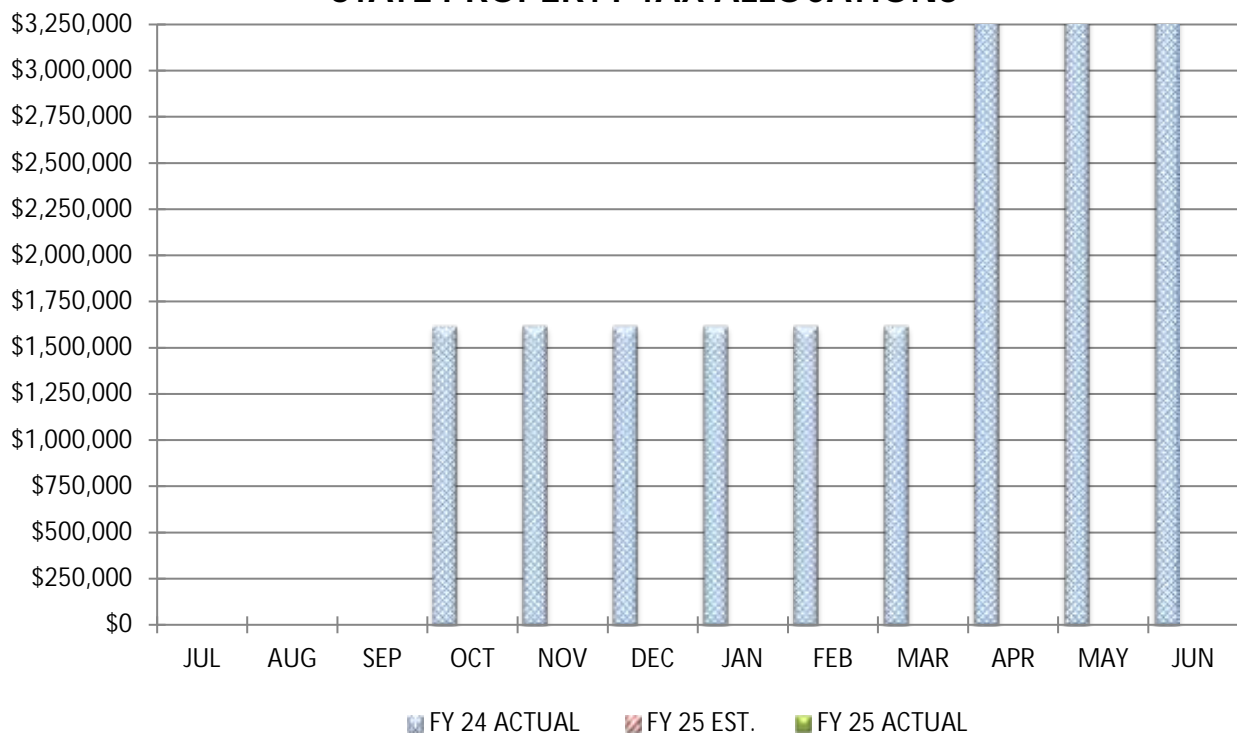
July 31, 2024				
		MONTH		YEAR-TO-DATE
Actual State Receipts		\$606,255		\$606,255
Estimated State Receipts		\$558,006		\$558,006
Variance From Estimate	OVER	\$48,249	OVER	\$48,249
Variance From Estimate	OVER	8.65%	OVER	8.65%
Actual Prior Year		\$545,811		\$545,811
Total 2024-2025 Estimate				\$7,335,907
Percent Of Total Estimate Received				8.26%
Percent Of Budget Year Completed		1 months		8.33%

COMMENTS: We are on target with our annual estimates.

COMPARISON OF TOTAL MONTHLY STATE PROPERTY TAX ALLOCATIONS



COMPARISON OF TOTAL YEAR-TO-DATE STATE PROPERTY TAX ALLOCATIONS

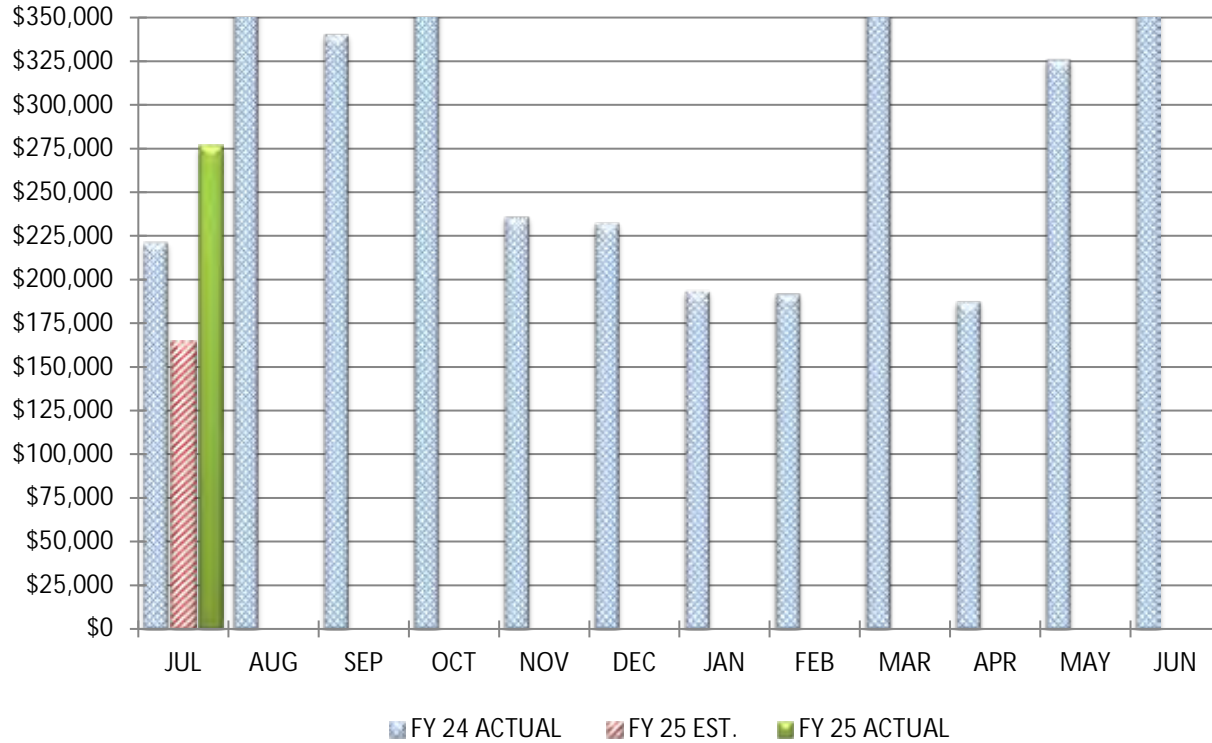


COMPARISON OF STATE PROPERTY TAX ALLOCATIONS

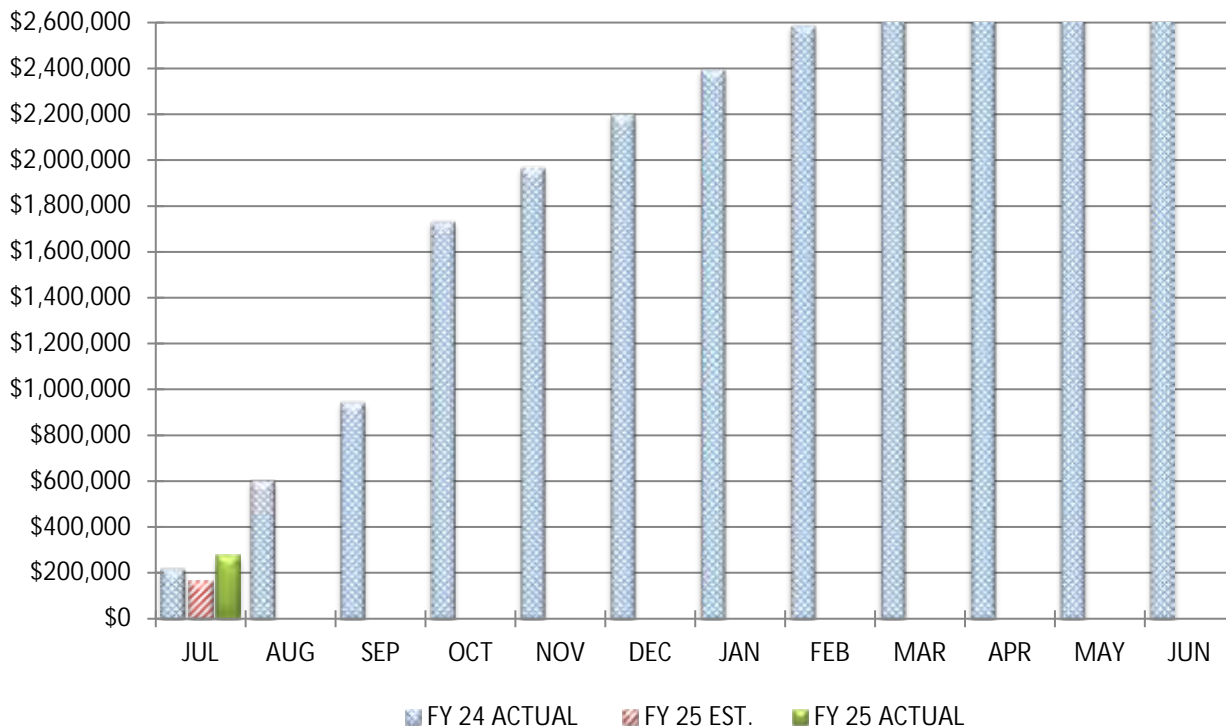
	July 31, 2024	
	<u>MONTH</u>	<u>YEAR-TO-DATE</u>
Actual Tax Allocation Receipts	\$0	\$0
Estimated Tax Allocation Receipts	\$0	\$0
Variance From Estimate	\$0	\$0
Variance From Estimate	0.00%	0.00%
Actual Prior Year	\$0	\$0
Total 2024-2025 Estimate		\$4,259,327
Percent Of Total Estimate Received		0.00%
Percent Of Budget Year Completed	1 months	8.33%

COMMENTS: We are on target with our annual estimates.

COMPARISON OF TOTAL MONTHLY OTHER REVENUES & OTHER FINANCING SOURCES



COMPARISON OF TOTAL YEAR-TO-DATE OTHER REVENUES & OTHER FINANCING SOURCES

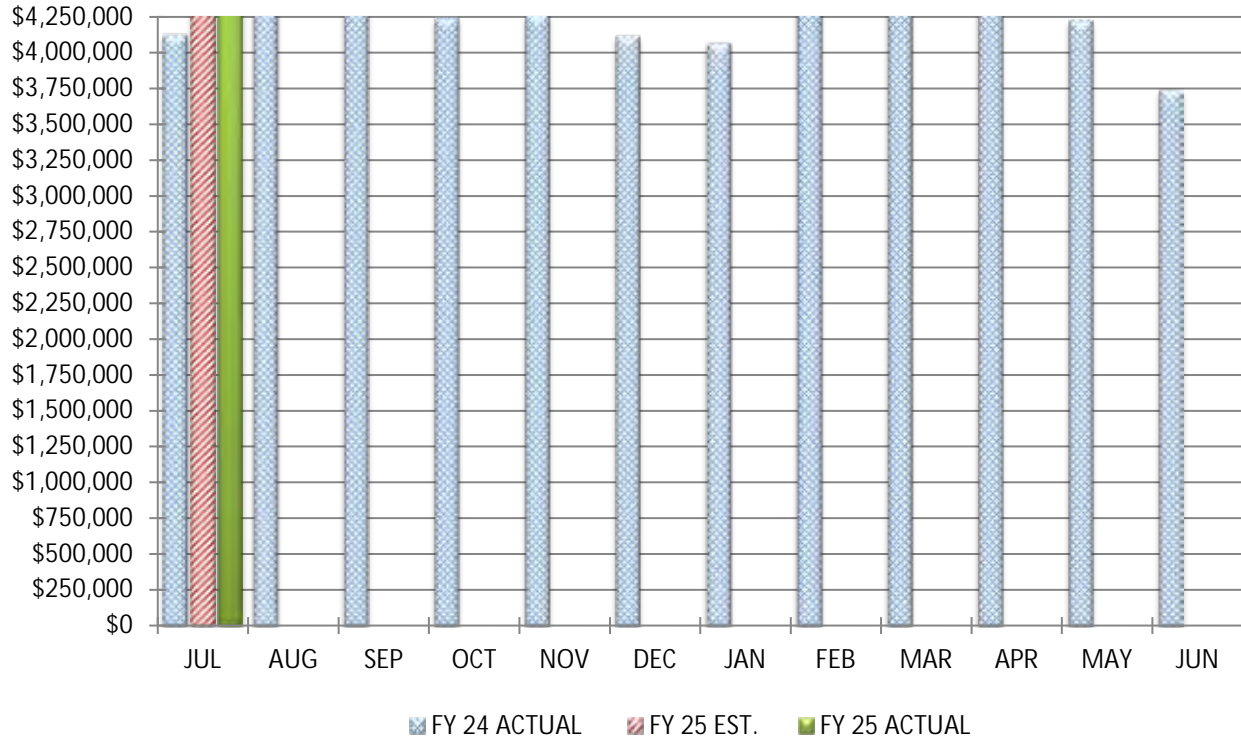


COMPARISON OF OTHER REVENUES & OTHER FINANCING SOURCES

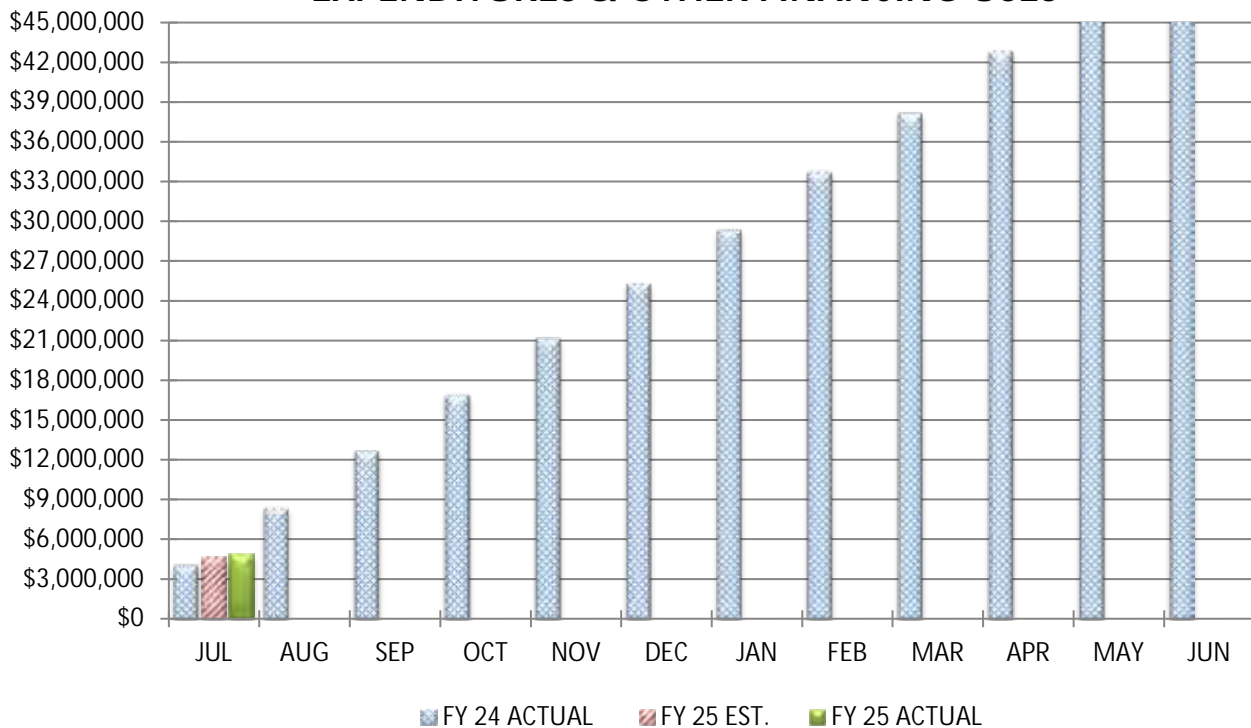
July 31, 2024				
		MONTH		
			YEAR-TO-DATE	
Actual Other Receipts		\$277,034		\$277,034
Estimated Other Receipts		\$164,589		\$164,589
Variance From Estimate	OVER	\$112,445	OVER	\$112,445
Variance From Estimate	OVER	68.32%	OVER	68.32%
Actual Prior Year		\$221,332		\$221,332
Total 2024-2025 Estimate				\$3,034,020
Percent Of Total Estimate Received				9.13%
Percent Of Budget Year Completed		1 months		8.33%

COMMENTS: We are on target with our annual estimates.

COMPARISON OF TOTAL MONTHLY EXPENDITURES & OTHER FINANCING USES



COMPARISON OF TOTAL YEAR-TO-DATE EXPENDITURES & OTHER FINANCING USES

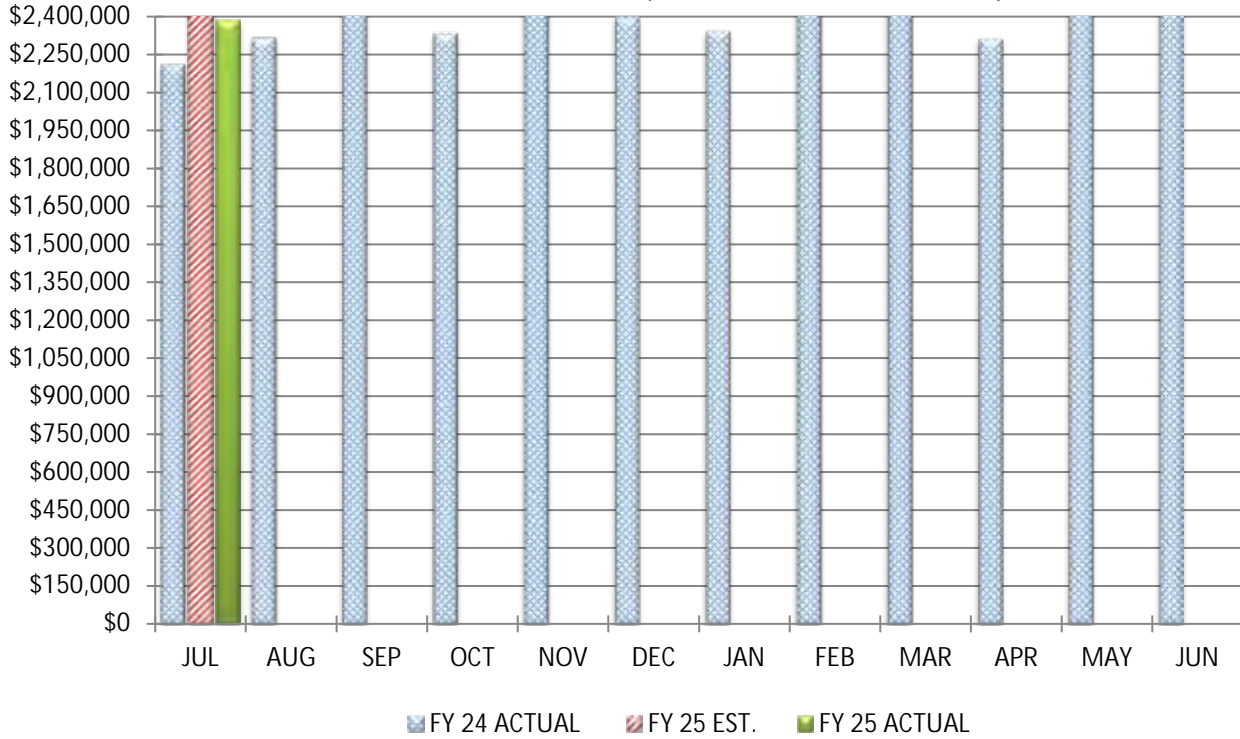


COMPARISON OF TOTAL EXPENDITURES & OTHER FINANCING USES

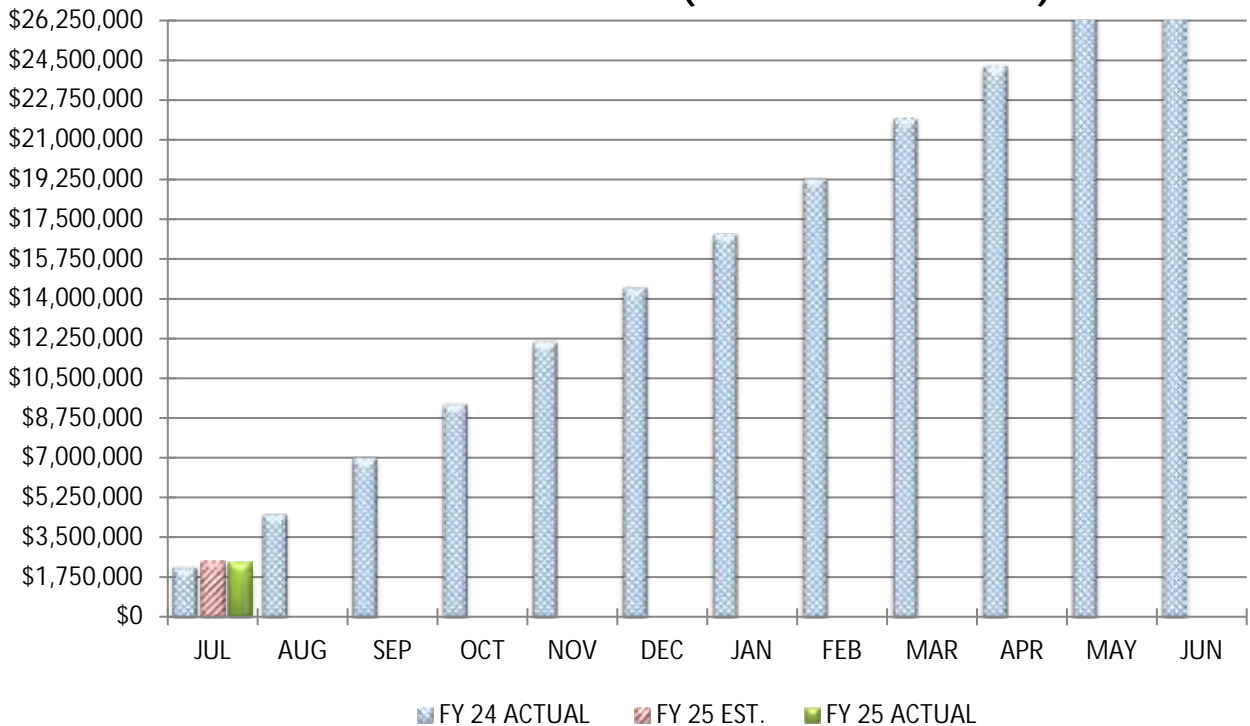
July 31, 2024				
		MONTH		YEAR-TO-DATE
Actual Expenditures		\$4,844,396		\$4,844,396
Estimated Expenditures		\$4,657,459		\$4,657,459
Variance From Estimate	OVER	\$186,937	OVER	\$186,937
Variance From Estimate	OVER	4.01%	OVER	4.01%
Actual Prior Year		\$4,126,159		\$4,126,159
Total 2024-2025 Estimate				\$57,207,384
Percent Of Total Estimate Spent				8.47%
Percent Of Budget Year Completed		1 months		8.33%

COMMENTS: We are on target with our annual estimates.

COMPARISON OF TOTAL MONTHLY PERSONAL SERVICES (SALARIES & WAGES)



COMPARISON OF TOTAL YEAR-TO-DATE PERSONAL SERVICES (SALARIES & WAGES)

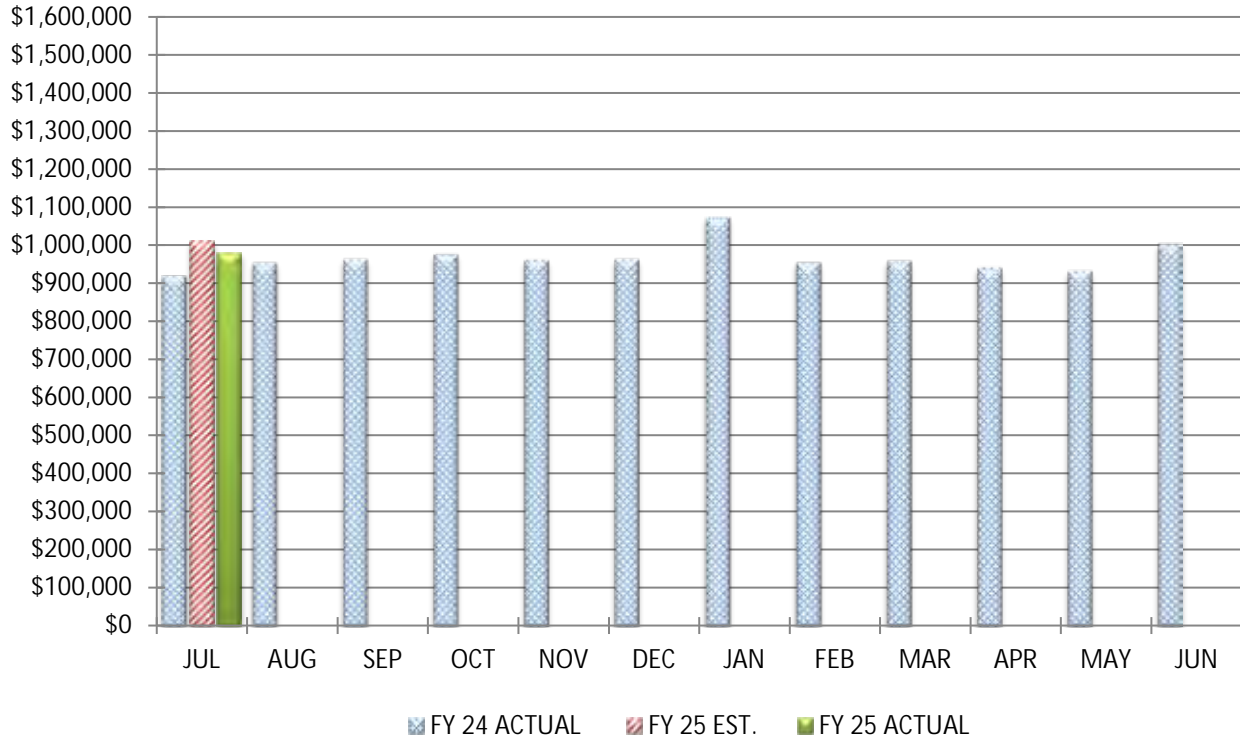


COMPARISON OF PERSONAL SERVICES (SALARIES & WAGES)

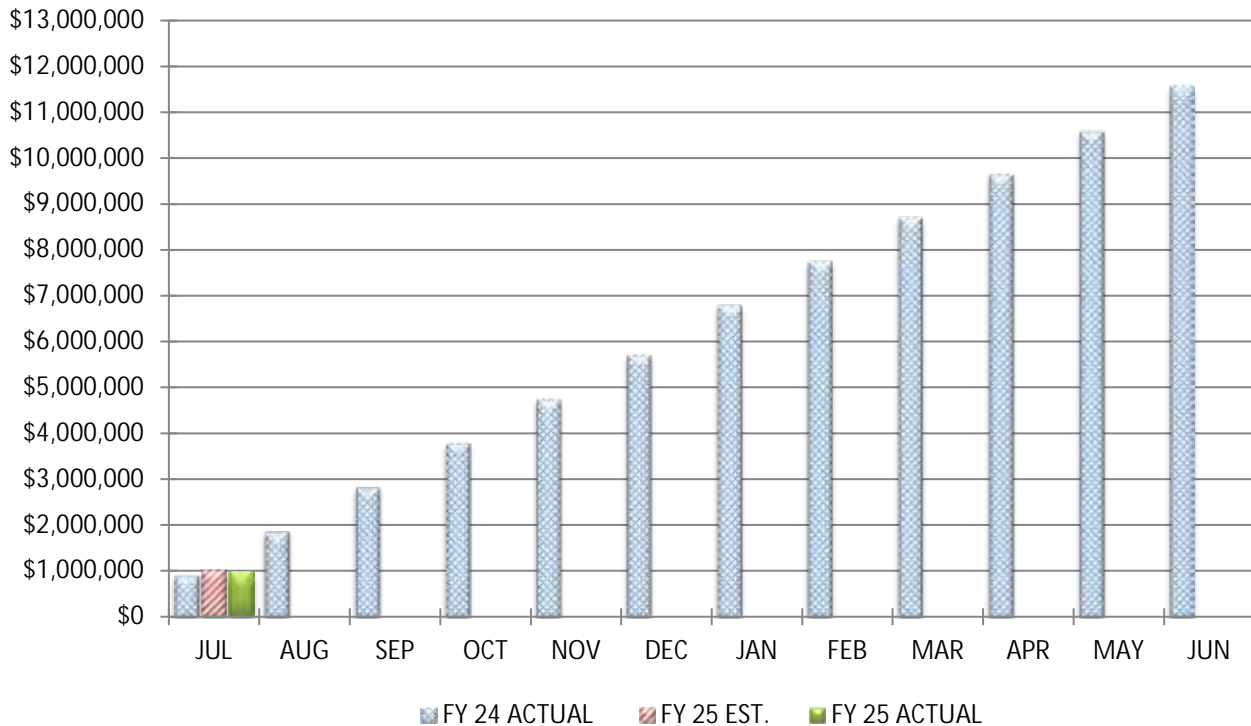
July 31, 2024				
		MONTH		
		<hr/>		
			YEAR-TO-DATE	
			<hr/>	
Actual Wage Expenditures		\$2,385,419		\$2,385,419
Estimated Wage Expenditures		\$2,448,495		\$2,448,495
Variance From Estimate	UNDER	(\$63,076)	UNDER	(\$63,076)
Variance From Estimate	UNDER	-2.58%	UNDER	-2.58%
Actual Prior Year		\$2,210,887		\$2,210,887
Total 2024-2025 Estimate				\$32,462,155
Percent Of Total Estimate Spent				7.35%
Percent Of Budget Year Completed		1 months		8.33%

COMMENTS: We are on target with our annual estimates.

COMPARISON OF TOTAL MONTHLY EMPLOYEES' RETIREMENT/INSURANCE BENEFITS



COMPARISON OF TOTAL YEAR-TO-DATE EMPLOYEES' RETIREMENT/INSURANCE BENEFITS

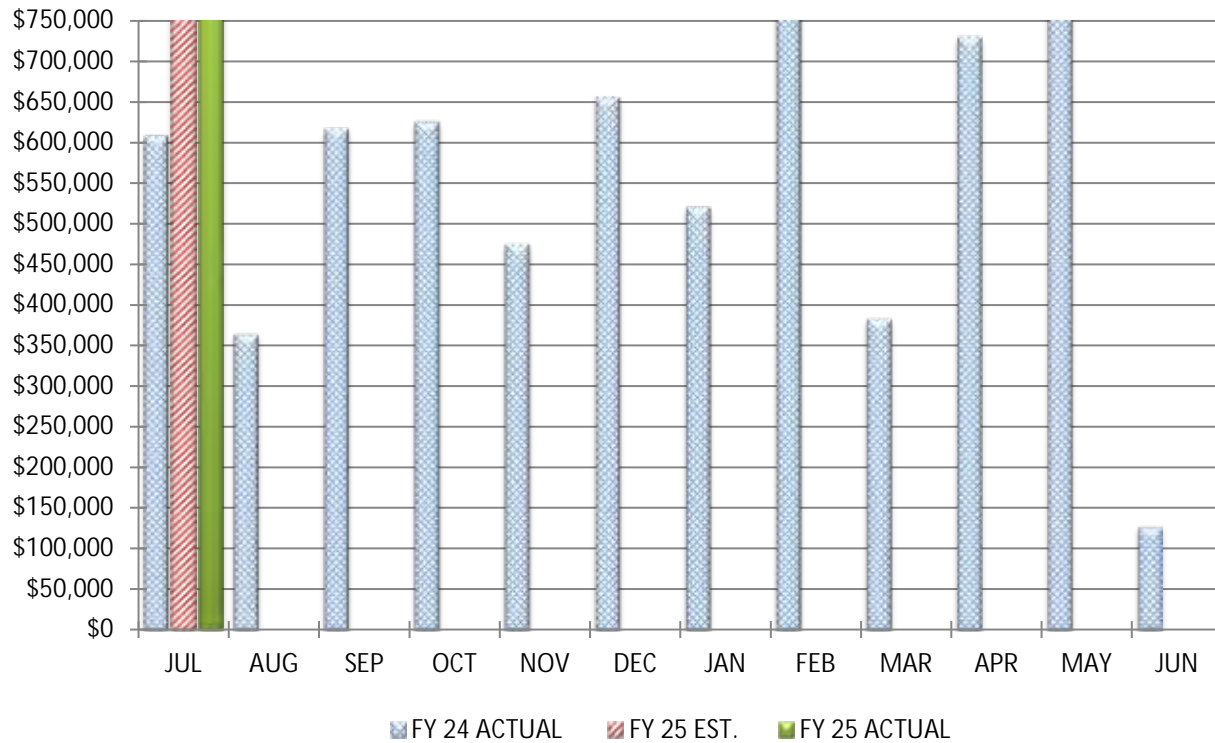


COMPARISON OF EMPLOYEES' RETIREMENT/INSURANCE BENEFITS

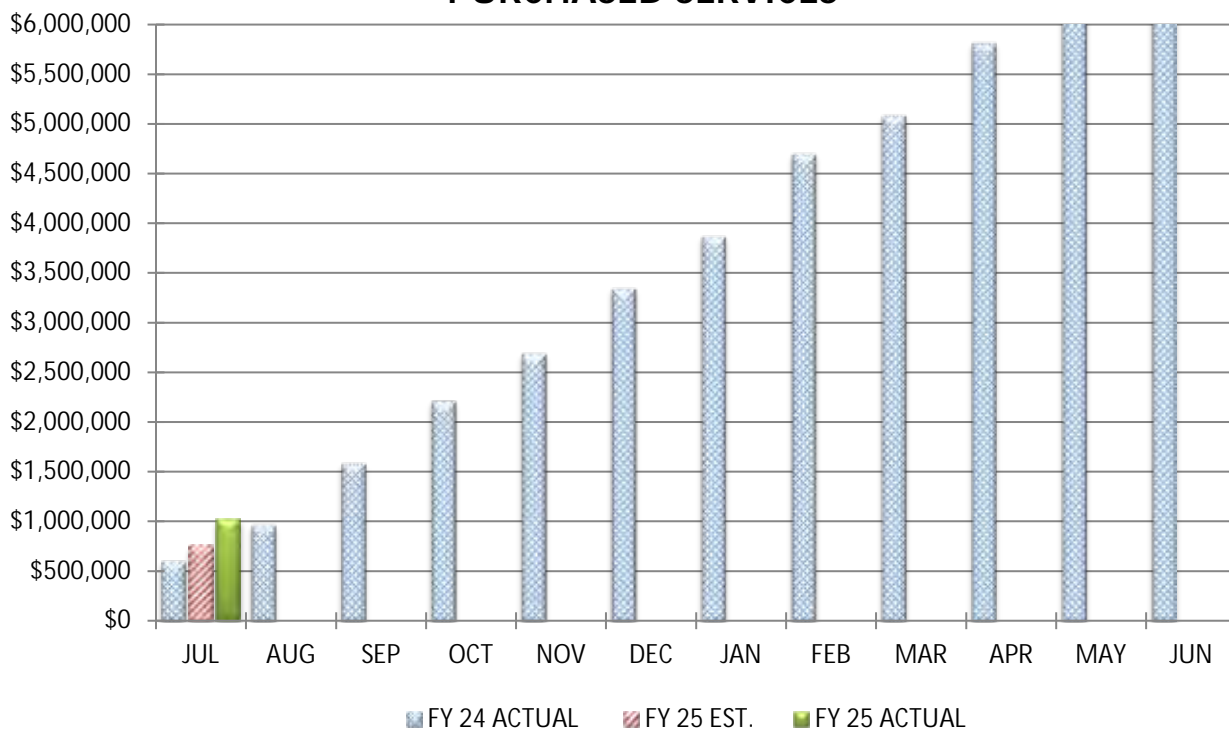
July 31, 2024				
		MONTH		
		<hr/>		
			YEAR-TO-DATE	
			<hr/>	
Actual Fringe Benefit Expenditures		\$979,131		\$979,131
Estimated Fringe Benefit Expenditures		\$1,011,219		\$1,011,219
Variance From Estimate	UNDER	(\$32,088)	UNDER	(\$32,088)
Variance From Estimate	UNDER	-3.17%	UNDER	-3.17%
Actual Prior Year		\$918,839		\$918,839
Total 2024-2025 Estimate				\$12,748,792
Percent Of Total Estimate Spent				7.68%
Percent Of Budget Year Completed		1 months		8.33%

COMMENTS: We are on target with our annual estimates.

COMPARISON OF TOTAL MONTHLY PURCHASED SERVICES



COMPARISON OF TOTAL YEAR-TO-DATE PURCHASED SERVICES



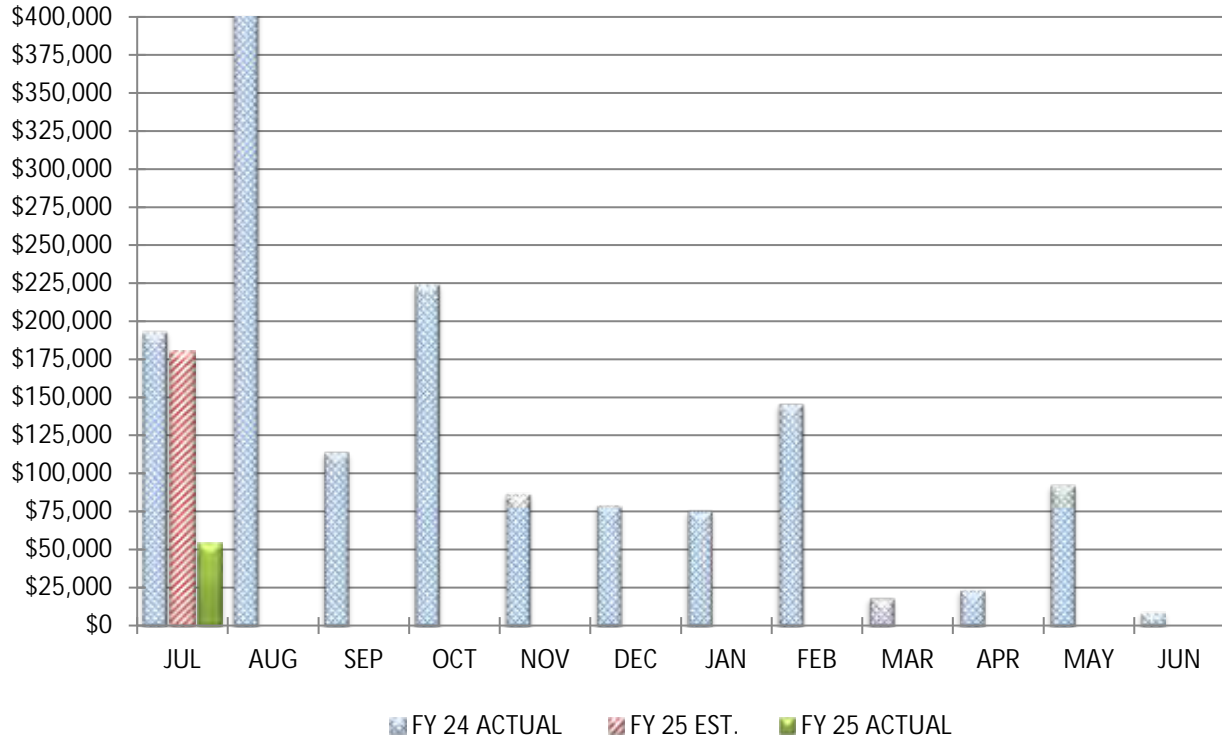
COMPARISON OF PURCHASED SERVICES

July 31, 2024

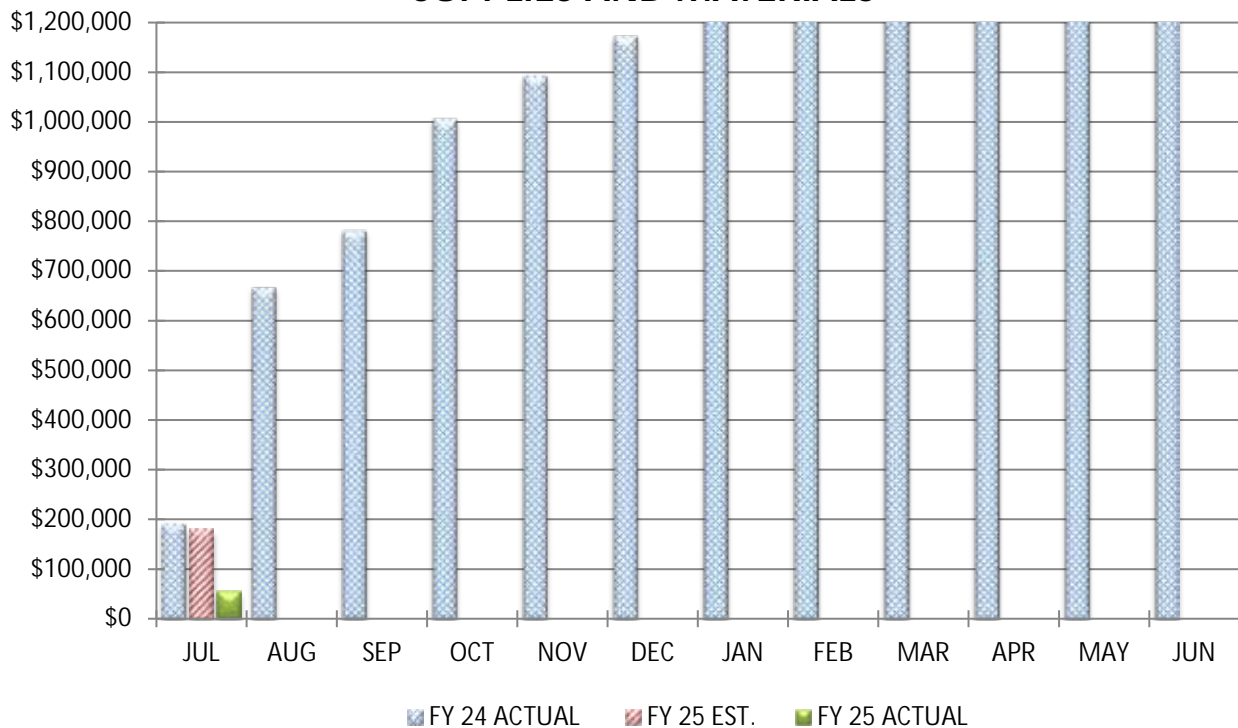
		<u>MONTH</u>		<u>YEAR-TO-DATE</u>
Actual Service Expenditures		\$1,024,750		\$1,024,750
Estimated Service Expenditures		\$757,707		\$757,707
Variance From Estimate	OVER	\$267,043	OVER	\$267,043
Variance From Estimate	OVER	35.24%	OVER	35.24%
Actual Prior Year		\$608,875		\$608,875
Total 2024-2025 Estimate				\$8,351,717
Percent Of Total Estimate Spent				12.27%
Percent Of Budget Year Completed		1 months		8.33%

COMMENTS: We are on target with our annual estimates. We are noting significant increases compared to last year in this line due to increases in utilities and insurance costs for our additional buildings on top of general inflationary increases from most service providers. We have planned for increases in these areas in our fiscal year 2025 budget, but we will have to watch this cost area throughout the year.

COMPARISON OF TOTAL MONTHLY SUPPLIES AND MATERIALS



COMPARISON OF TOTAL YEAR-TO-DATE SUPPLIES AND MATERIALS



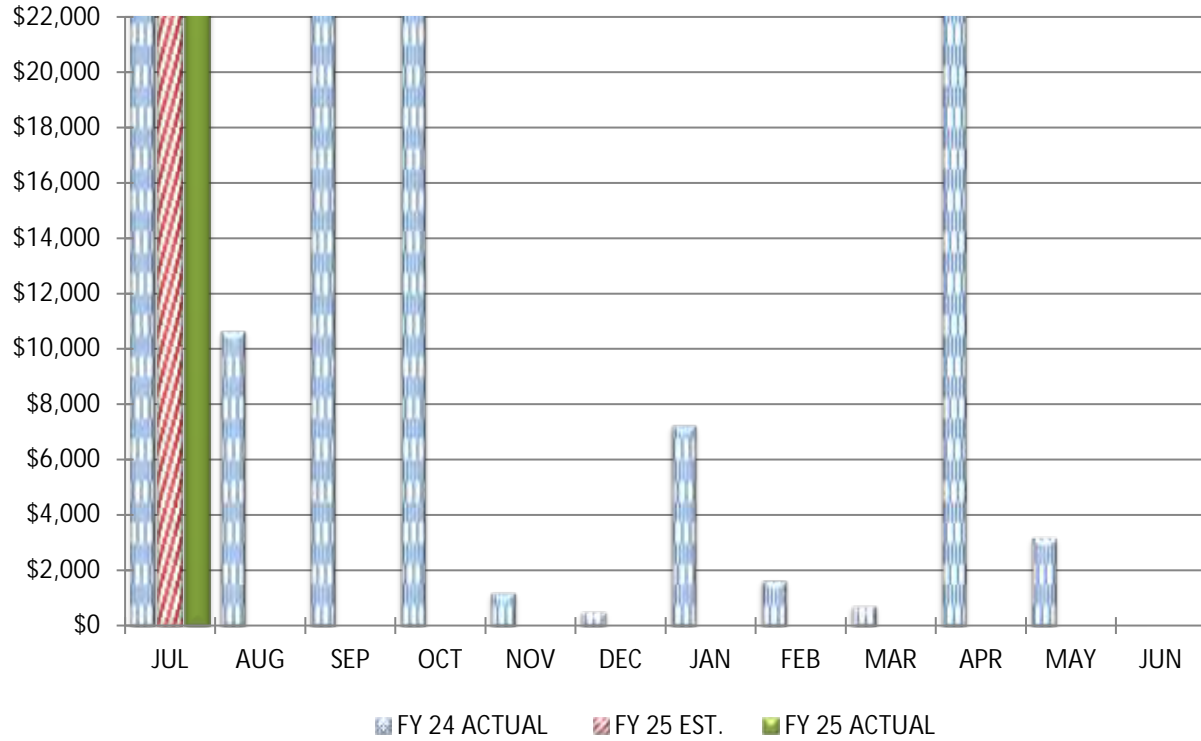
COMPARISON OF SUPPLIES AND MATERIALS

July 31, 2024

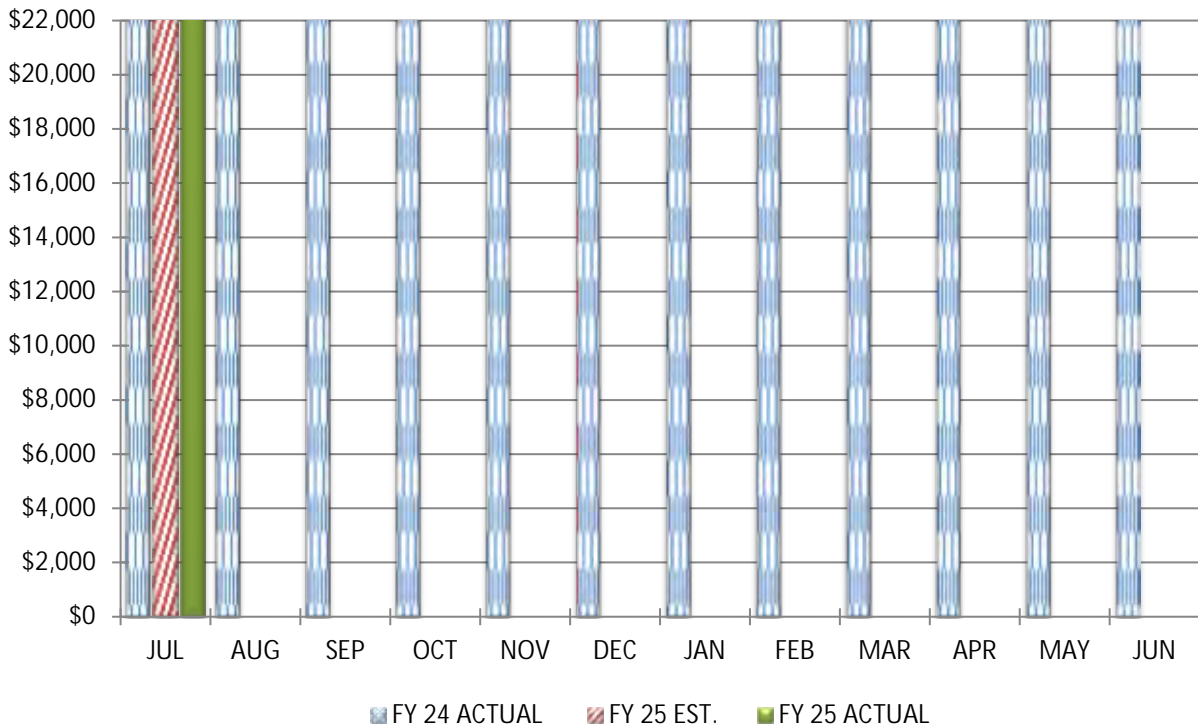
		<u>MONTH</u>		<u>YEAR-TO-DATE</u>
Actual Material Expenditures		\$54,095		\$54,095
Estimated Material Expenditures		\$180,268		\$180,268
Variance From Estimate	UNDER	(\$126,173)	UNDER	(\$126,173)
Variance From Estimate	UNDER	-69.99%	UNDER	-69.99%
Actual Prior Year		\$193,225		\$193,225
Total 2024-2025 Estimate				\$1,434,967
Percent Of Total Estimate Spent				3.77%
Percent Of Budget Year Completed		1 months		8.33%

COMMENTS: We are on target with our annual estimates. We are noting significant increases compared to last year in this line specifically due to bus fuel and our software subscriptions on top of general inflationary increases for many supply and material items. We have planned for increases in these areas in our fiscal year 2025 budget, but we will have to watch this cost area throughout the year.

COMPARISON OF TOTAL MONTHLY CAPITAL OUTLAY



COMPARISON OF TOTAL YEAR-TO-DATE CAPITAL OUTLAY

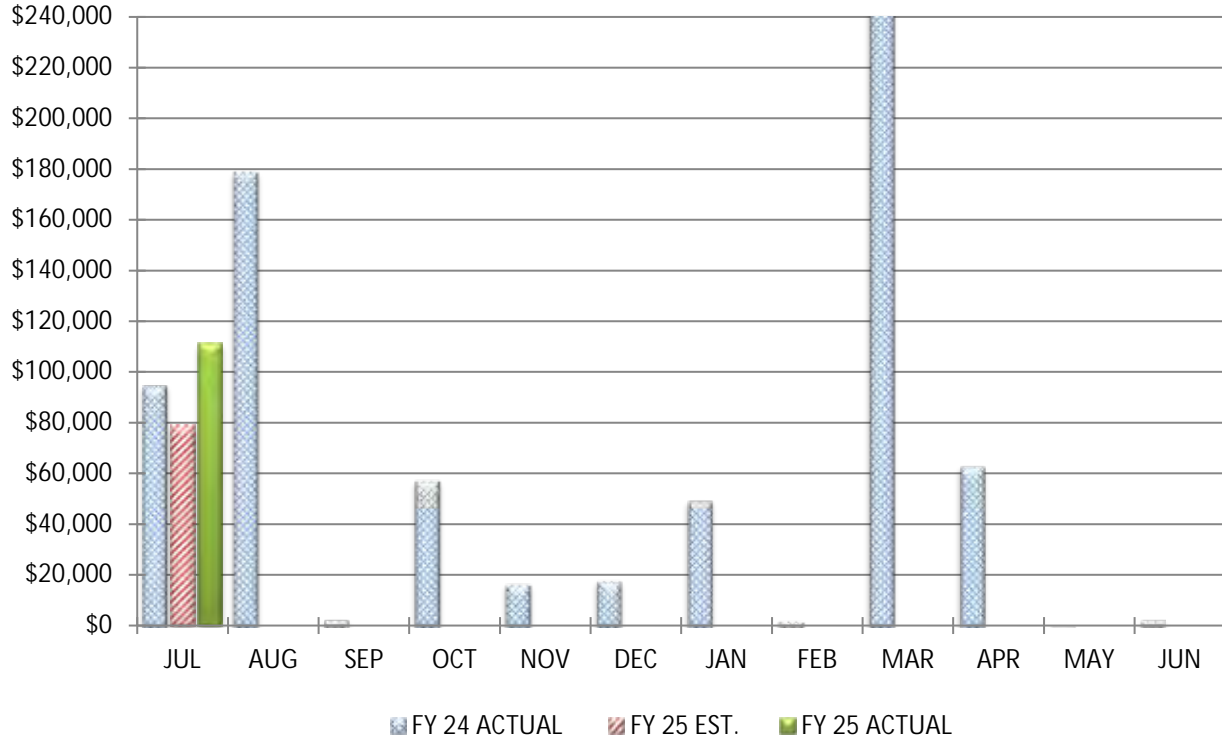


COMPARISON OF CAPITAL OUTLAY

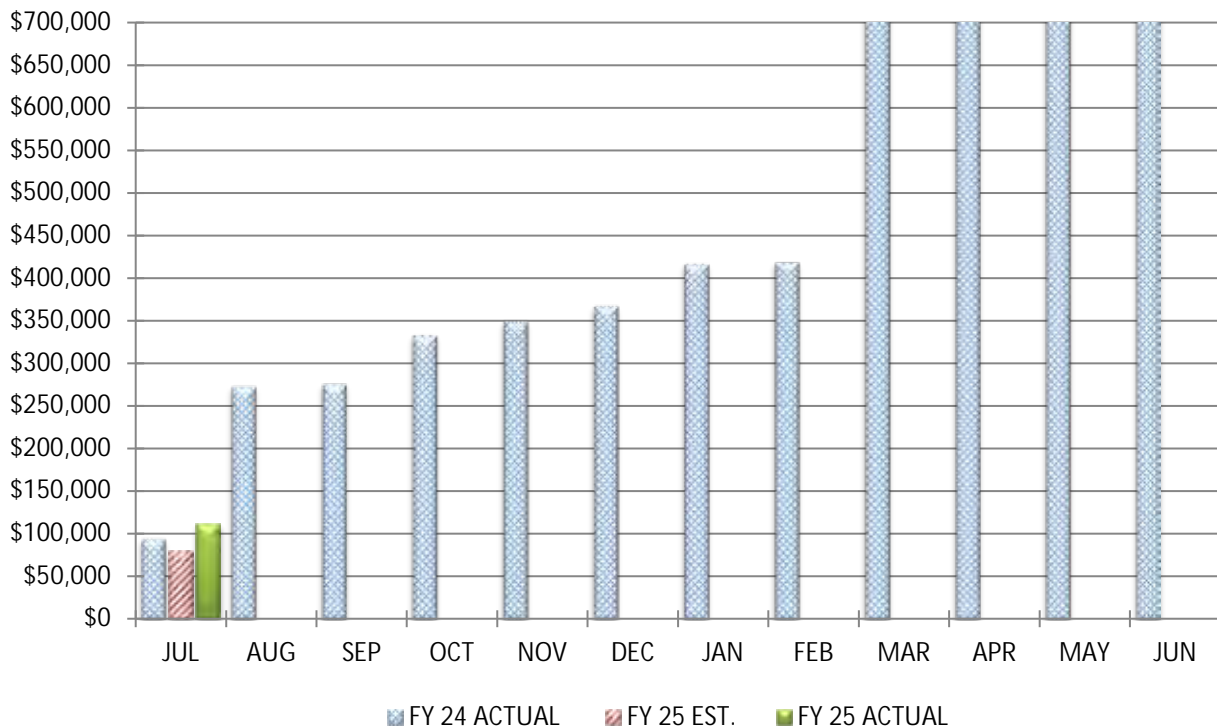
July 31, 2024				
		MONTH		
		<hr/>		
				YEAR-TO-DATE
				<hr/>
Actual Equipment Expenditures		\$289,580		\$289,580
Estimated Equipment Expenditures		\$180,982		\$180,982
Variance From Estimate	OVER	\$108,598	OVER	\$108,598
Variance From Estimate	OVER	60.00%	OVER	60.00%
Actual Prior Year		\$99,605		\$99,605
Total 2024-2025 Estimate				\$1,495,000
Percent Of Total Estimate Spent				19.37%
Percent Of Budget Year Completed			1 months	8.33%

COMMENTS: We are on target with our annual estimates.

COMPARISON OF TOTAL MONTHLY OTHER EXPENDITURE OBJECTS & OTHER FINANCING USES



COMPARISON OF TOTAL YEAR-TO-DATE OTHER EXPENDITURE OBJECTS & OTHER FINANCING USES



COMPARISON OF OTHER EXPENDITURE OBJECTS & OTHER FINANCING USES

July 31, 2024				
		MONTH		
			YEAR-TO-DATE	
Actual Other Expenditures		\$111,421		\$111,421
Estimated Other Expenditures		\$78,788		\$78,788
Variance From Estimate	OVER	\$32,633	OVER	\$32,633
Variance From Estimate	OVER	41.42%	OVER	41.42%
Actual Prior Year		\$94,728		\$94,728
Total 2024-2025 Estimate				\$714,753
Percent Of Total Estimate Spent				15.59%
Percent Of Budget Year Completed		1 months		8.33%

COMMENTS: We are on target with our annual estimates.



BIG WALNUT | INSPIRE
LOCAL SCHOOLS & GUIDE

RECEIPTS, EXPENDITURES, AND FUND BALANCES REPORT
AND
MONTHLY SUMMARY CHECK REGISTER

Big Walnut Local Schools

Cash Summary Report-20240731

	Fund Description	Initial Cash	MTD Received	FYTD Received	MTD Expended	FYTD Expended	Fund Balance	Encumbrance	Unencumbered Balance
Fund:	001	\$ 34,233,502.61	\$ 5,778,449.39	\$ 5,778,449.39	\$ 4,844,395.88	\$ 4,844,395.88	\$ 35,167,556.12	\$ 5,849,691.42	\$ 29,317,864.70
Fund:	002	\$ 6,726,650.19	\$ 0.00	\$ 0.00	\$ 0.00	\$ 0.00	\$ 6,726,650.19	\$ 8,944,928.41	\$ (2,218,278.22)
Fund:	003	\$ 2,047,366.81	\$ 0.00	\$ 0.00	\$ 213,707.12	\$ 213,707.12	\$ 1,833,659.69	\$ 1,012,846.19	\$ 820,813.50
Fund:	004	\$ 763,265.92	\$ 4,613.59	\$ 4,613.59	\$ 0.00	\$ 0.00	\$ 767,879.51	\$ 520,970.69	\$ 246,908.82
Fund:	006	\$ 1,131,331.19	\$ 6,983.71	\$ 6,983.71	\$ 72,488.96	\$ 72,488.96	\$ 1,065,825.94	\$ 318,104.09	\$ 747,721.85
Fund:	012	\$ 4,019.80	\$ 0.00	\$ 0.00	\$ 0.00	\$ 0.00	\$ 4,019.80	\$ 0.00	\$ 4,019.80
Fund:	014	\$ 26,924.42	\$ (475.00)	\$ (475.00)	\$ 18,918.00	\$ 18,918.00	\$ 7,531.42	\$ 22,310.00	\$ (14,778.58)
Fund:	018	\$ 148,672.41	\$ (346.50)	\$ (346.50)	\$ 5,341.13	\$ 5,341.13	\$ 142,984.78	\$ 15,754.28	\$ 127,230.50
Fund:	019	\$ 7,566.96	\$ 0.00	\$ 0.00	\$ 0.00	\$ 0.00	\$ 7,566.96	\$ 2,660.42	\$ 4,906.54
Fund:	022	\$ 384,716.36	\$ 470.83	\$ 470.83	\$ 24,999.97	\$ 24,999.97	\$ 360,187.22	\$ 14,704.61	\$ 345,482.61
Fund:	028	\$ 892.58	\$ 0.00	\$ 0.00	\$ 0.00	\$ 0.00	\$ 892.58	\$ 0.00	\$ 892.58
Fund:	070	\$ 61,004.26	\$ 0.00	\$ 0.00	\$ 3,227.00	\$ 3,227.00	\$ 57,777.26	\$ 0.00	\$ 57,777.26
Fund:	200	\$ 173,857.77	\$ 1,393.00	\$ 1,393.00	\$ 2,062.06	\$ 2,062.06	\$ 173,188.71	\$ 37,133.12	\$ 136,055.59
Fund:	300	\$ 155,255.50	\$ 22,988.50	\$ 22,988.50	\$ 67,206.76	\$ 67,206.76	\$ 111,037.24	\$ 165,714.72	\$ (54,677.48)
Fund:	401	\$ 66,815.23	\$ 312.86	\$ 312.86	\$ 22,143.33	\$ 22,143.33	\$ 44,984.76	\$ 22,160.99	\$ 22,823.77
Fund:	439	\$ (1,714.01)	\$ 1,714.01	\$ 1,714.01	\$ 8,665.52	\$ 8,665.52	\$ (8,665.52)	\$ 204,501.78	\$ (213,167.30)
Fund:	451	\$ 0.00	\$ 0.00	\$ 0.00	\$ 0.00	\$ 0.00	\$ 0.00	\$ 0.00	\$ 0.00
Fund:	467	\$ 0.00	\$ 0.00	\$ 0.00	\$ 0.00	\$ 0.00	\$ 0.00	\$ 0.00	\$ 0.00
Fund:	499	\$ 50,890.74	\$ 0.00	\$ 0.00	\$ 6,300.00	\$ 6,300.00	\$ 44,590.74	\$ 0.00	\$ 44,590.74
Fund:	507	\$ (90,619.18)	\$ 90,619.18	\$ 90,619.18	\$ 50,185.61	\$ 50,185.61	\$ (50,185.61)	\$ 0.00	\$ (50,185.61)
Fund:	516	\$ (26,985.16)	\$ 26,985.16	\$ 26,985.16	\$ 90,183.63	\$ 90,183.63	\$ (90,183.63)	\$ 193,035.86	\$ (283,219.49)
Fund:	551	\$ 0.00	\$ 0.00	\$ 0.00	\$ 0.00	\$ 0.00	\$ 0.00	\$ 2,527.32	\$ (2,527.32)
Fund:	572	\$ (13,349.09)	\$ 13,349.09	\$ 13,349.09	\$ 18,509.16	\$ 18,509.16	\$ (18,509.16)	\$ 0.00	\$ (18,509.16)
Fund:	584	\$ (702.26)	\$ 702.26	\$ 702.26	\$ 702.26	\$ 702.26	\$ (702.26)	\$ 1,775.31	\$ (2,477.57)
Fund:	587	\$ (3,053.08)	\$ 3,053.08	\$ 3,053.08	\$ 0.00	\$ 0.00	\$ 0.00	\$ 0.00	\$ 0.00
Fund:	590	\$ (61,766.90)	\$ 61,766.90	\$ 61,766.90	\$ 0.00	\$ 0.00	\$ 0.00	\$ 29,874.50	\$ (29,874.50)
Fund:	599	\$ 0.00	\$ 0.00	\$ 0.00	\$ 0.00	\$ 0.00	\$ 0.00	\$ 0.00	\$ 0.00
Grand Total		\$ 45,784,543.07	\$ 6,012,580.06	\$ 6,012,580.06	\$ 5,449,036.39	\$ 5,449,036.39	\$ 46,348,086.74	\$ 17,358,693.71	\$ 28,989,393.03

Big Walnut Local Schools

Disbursement Report-All-20240731

Check #	Check Type	Vendor #	Primary Name	Date	Amount	Reconcile Date	Status	Void Date	Type
0	Electronic			7/15/2024	\$ 1,239,468.21	7/31/2024	RECONCILED		PAYROLL
0	Electronic	920000	SCHOOL EMPLOYEES	7/17/2024	43,547.59	7/31/2024	RECONCILED		ACCOUNTS_PAYABLE
0	Electronic	900500	Payroll Account	7/17/2024	34,988.00	7/31/2024	RECONCILED		ACCOUNTS_PAYABLE
0	Electronic	910000	STATE TEACHERS	7/17/2024	130,102.36	7/31/2024	RECONCILED		ACCOUNTS_PAYABLE
0	Electronic			7/30/2024	1,269,559.98	7/31/2024	RECONCILED		PAYROLL
0	Electronic			7/30/2024	817.26	7/31/2024	RECONCILED		PAYROLL
0	Electronic	992061	DragonFly Athletics, LLC	7/30/2024	26,412.00	7/31/2024	RECONCILED		ACCOUNTS_PAYABLE
0	Electronic	910000	STATE TEACHERS	7/31/2024	150,961.64	7/31/2024	RECONCILED		ACCOUNTS_PAYABLE
0	Electronic	900025	Dearborn Life Insurance Co	7/31/2024	1,736.64	7/31/2024	RECONCILED		ACCOUNTS_PAYABLE
0	Electronic	900800	Delta Dental Plan of Ohio, Inc	7/31/2024	14,161.97	7/31/2024	RECONCILED		ACCOUNTS_PAYABLE
0	Electronic	920000	SCHOOL EMPLOYEES	7/31/2024	69,110.41	7/31/2024	RECONCILED		ACCOUNTS_PAYABLE
0	Electronic	900500	Payroll Account	7/31/2024	23,585.19	7/31/2024	RECONCILED		ACCOUNTS_PAYABLE
0	Electronic	991739	Anthem Blue Cross Blue Sheild	7/31/2024	543,136.91	7/31/2024	RECONCILED		ACCOUNTS_PAYABLE
0	Electronic	900001	PNC Bank - Visa	7/31/2024	4,689.52	7/31/2024	RECONCILED		ACCOUNTS_PAYABLE
0	Electronic	900500	Payroll Account	7/30/2024	11,781.14	7/31/2024	RECONCILED		ACCOUNTS_PAYABLE
132612	Check	1008	Rumpke of Ohio, Inc.	7/11/2024	6,159.48	7/31/2024	RECONCILED		ACCOUNTS_PAYABLE
132613	Check	1064	Multi Ventures Limited	7/11/2024	3,748.00	7/31/2024	RECONCILED		ACCOUNTS_PAYABLE
132614	Check	1115	Del-Co Water Co.	7/11/2024	10,259.20	7/31/2024	RECONCILED		ACCOUNTS_PAYABLE
132615	Check	1576	Pickaway County ESC	7/11/2024	170.00	7/31/2024	RECONCILED		ACCOUNTS_PAYABLE
132616	Check	2502	City of Sunbury	7/11/2024	9,712.68	7/31/2024	RECONCILED		ACCOUNTS_PAYABLE
132617	Check	2503	Columbia Gas Of Ohio	7/11/2024	5,204.32	7/31/2024	RECONCILED		ACCOUNTS_PAYABLE
132618	Check	2504	American Electric	7/11/2024	35,252.01	7/31/2024	RECONCILED		ACCOUNTS_PAYABLE
132619	Check	3137	Tristar Transportation Co	7/11/2024	18,319.40	7/31/2024	RECONCILED		ACCOUNTS_PAYABLE
132620	Check	5534	META - Marion Office	7/11/2024	83,468.07	7/31/2024	RECONCILED		ACCOUNTS_PAYABLE
132621	Check	723780	Direct Energy Marketing Inc., DBA: NRG Business Marketing LLC	7/11/2024	9,232.23	7/31/2024	RECONCILED		ACCOUNTS_PAYABLE

Big Walnut Local Schools

Disbursement Report-All-20240731

Check #	Check Type	Vendor #	Primary Name	Date	Amount	Reconcile Date	Status	Void Date	Type
132622	Check	791110	Rose Pest Solutions	7/11/2024	\$ 742.00	7/31/2024	RECONCILED		ACCOUNTS_PAYABLE
132623	Check	792107	Great America Leasing Corp	7/11/2024	732.46	7/31/2024	RECONCILED		ACCOUNTS_PAYABLE
132624	Check	792393	State Security, LLC	7/11/2024	336.70	7/31/2024	RECONCILED		ACCOUNTS_PAYABLE
132625	Check	792556	Consolidated Electric Coop Inc	7/11/2024	132,490.00	7/31/2024	RECONCILED		ACCOUNTS_PAYABLE
132626	Check	793024	McGraw-Hill Education, Inc.	7/11/2024	2,429.91	7/31/2024	RECONCILED		ACCOUNTS_PAYABLE
132627	Check	793254	Eugene A. Guglielmi	7/11/2024	75.00	7/31/2024	RECONCILED		ACCOUNTS_PAYABLE
132628	Check	793376	Sherwin-Williams Store #1383	7/11/2024	43.26	7/31/2024	RECONCILED		ACCOUNTS_PAYABLE
132629	Check	794503	Equiparts Corp	7/11/2024	83.80	7/31/2024	RECONCILED		ACCOUNTS_PAYABLE
132630	Check	794689	Brown Supply Co.	7/11/2024	117.00	7/31/2024	RECONCILED		ACCOUNTS_PAYABLE
132631	Check	794880	Hames, Ryan & Kristi	7/11/2024	596.43	7/31/2024	RECONCILED		ACCOUNTS_PAYABLE
132632	Check	795416	Ashley, Justin	7/11/2024	1,192.86	7/31/2024	RECONCILED		ACCOUNTS_PAYABLE
132633	Check	795422	Mitchell, Steven & Supriya	7/11/2024	596.43		OUTSTANDING		ACCOUNTS_PAYABLE
132634	Check	795428	Custer, Stephanie	7/11/2024	2,385.72	7/31/2024	RECONCILED		ACCOUNTS_PAYABLE
132635	Check	795429	Lanker, Stacey & Jon	7/11/2024	596.43	7/31/2024	RECONCILED		ACCOUNTS_PAYABLE
132636	Check	795431	Place, Zachary & Rebecca	7/11/2024	596.43		OUTSTANDING		ACCOUNTS_PAYABLE
132637	Check	795634	Hausman, Mayme	7/11/2024	596.43	7/31/2024	RECONCILED		ACCOUNTS_PAYABLE
132638	Check	795643	Winters, Steve & Robin	7/11/2024	1,192.86	7/31/2024	RECONCILED		ACCOUNTS_PAYABLE
132639	Check	795644	Burns, Robert & Jennifer	7/11/2024	596.43	7/31/2024	RECONCILED		ACCOUNTS_PAYABLE
132640	Check	991307	Woodruff, Chung	7/11/2024	1,192.86	7/31/2024	RECONCILED		ACCOUNTS_PAYABLE
132641	Check	991448	McDaniel, Matt & Katie	7/11/2024	1,192.86	7/31/2024	RECONCILED		ACCOUNTS_PAYABLE
132642	Check	991453	Young, Brian & Shari	7/11/2024	1,192.86	7/31/2024	RECONCILED		ACCOUNTS_PAYABLE
132643	Check	991456	Ranck, Rachel	7/11/2024	596.43	7/31/2024	RECONCILED		ACCOUNTS_PAYABLE
132644	Check	991538	TP Mechanical Contractors, Inc.	7/11/2024	11,035.00	7/31/2024	RECONCILED		ACCOUNTS_PAYABLE
132645	Check	991647	Hegenderfer, Adam and Chrissie	7/11/2024	1,192.86	7/31/2024	RECONCILED		ACCOUNTS_PAYABLE
132646	Check	991769	National Automotive Parts	7/11/2024	1,002.62	7/31/2024	RECONCILED		ACCOUNTS_PAYABLE

Big Walnut Local Schools

Disbursement Report-All-20240731

Check #	Check Type	Vendor #	Primary Name	Date	Amount	Reconcile Date	Status	Void Date	Type
132647	Check	991827	Association Thomas, Shonen	7/11/2024	\$ 1,192.86		OUTSTANDING		ACCOUNTS_PAYA BLE
132648	Check	991831	Brown, Darren	7/11/2024	596.43	7/31/2024	RECONCILED		ACCOUNTS_PAYA BLE
132649	Check	992036	Rupert, Laura	7/11/2024	1,192.86	7/31/2024	RECONCILED		ACCOUNTS_PAYA BLE
132650	Check	992047	Ball, Brooke & Robert	7/11/2024	1,789.29		OUTSTANDING		ACCOUNTS_PAYA BLE
132651	Check	992048	Crager, Andrea & Curtis	7/11/2024	1,789.29	7/31/2024	RECONCILED		ACCOUNTS_PAYA BLE
132652	Check	992053	Saji, Preethy	7/11/2024	2,982.15	7/31/2024	RECONCILED		ACCOUNTS_PAYA BLE
132653	Check	992054	Strong, Mikayla	7/11/2024	1,192.86	7/31/2024	RECONCILED		ACCOUNTS_PAYA BLE
132654	Check	992055	Ebright, Mandi	7/11/2024	1,192.86	7/31/2024	RECONCILED		ACCOUNTS_PAYA BLE
132655	Check	992056	Miller, Theresa & Jason	7/11/2024	596.43	7/31/2024	RECONCILED		ACCOUNTS_PAYA BLE
132656	Check	992137	Peterfy, Geoffrey B.	7/11/2024	111.09	7/31/2024	RECONCILED		ACCOUNTS_PAYA BLE
132657	Check	992267	Smart Digital LLC	7/11/2024	5,755.54	7/31/2024	RECONCILED		ACCOUNTS_PAYA BLE
132658	Check	992321	Salvadore, Kylie M.	7/11/2024	596.43	7/31/2024	RECONCILED		ACCOUNTS_PAYA BLE
132659	Check	992322	Pethuyne, Kathleen	7/11/2024	1,192.86	7/31/2024	RECONCILED		ACCOUNTS_PAYA BLE
132660	Check	992324	Lacy, Rachel E.	7/11/2024	596.43	7/31/2024	RECONCILED		ACCOUNTS_PAYA BLE
132661	Check	992325	Bukowski, Cassandra L.	7/11/2024	1,192.86	7/31/2024	RECONCILED		ACCOUNTS_PAYA BLE
132662	Check	992326	Bowen, Russell David	7/11/2024	1,789.29	7/31/2024	RECONCILED		ACCOUNTS_PAYA BLE
132663	Check	992327	Lawhead, Katherine C.	7/11/2024	1,192.86	7/31/2024	RECONCILED		ACCOUNTS_PAYA BLE
132664	Check	992331	Hughes, Loren	7/11/2024	1,789.29	7/31/2024	RECONCILED		ACCOUNTS_PAYA BLE
132665	Check	992333	Palmer, Stephen	7/11/2024	1,789.29	7/31/2024	RECONCILED		ACCOUNTS_PAYA BLE
132666	Check	992335	McGlothlin, Laura	7/11/2024	1,192.86	7/31/2024	RECONCILED		ACCOUNTS_PAYA BLE
132667	Check	793305	Throckmorton, Susan	7/16/2024	28.65		OUTSTANDING		REFUND
132668	Check	794383	Wecker, Andy	7/16/2024	350.00	7/31/2024	RECONCILED		REFUND
132669	Check	794769	Board, Jonathan	7/16/2024	20.00		OUTSTANDING		REFUND
132670	Check	794769	Board, Jonathan	7/11/2024	452.00		OUTSTANDING		REFUND
132671	Check	794769	Board, Jonathan	7/11/2024	65.00		OUTSTANDING		REFUND
132672	Check	794817	Praetzel, Mark	7/16/2024	57.75		OUTSTANDING		REFUND
132673	Check	991017	Baucke, Kristen	7/11/2024	43.00	7/31/2024	RECONCILED		REFUND

Big Walnut Local Schools Disbursement Report-All-20240731

Check #	Check Type	Vendor #	Primary Name	Date	Amount	Reconcile Date	Status	Void Date	Type
132674	Check	991033	Ceneskie, Deanna	7/16/2024	\$ 25.00	7/31/2024	RECONCILED		REFUND
132675	Check	991174	Taylor, Brianne	7/16/2024	100.00	7/31/2024	RECONCILED		REFUND
132676	Check	991312	Kelly, Nicole	7/15/2024	34.80		OUTSTANDING		REFUND
132677	Check	991323	Vitale, Carrie	7/16/2024	25.00		OUTSTANDING		REFUND
132678	Check	992009	Moseley, Nicole	7/11/2024	100.00	7/31/2024	RECONCILED		REFUND
132679	Check	992336	McKay, Kathy	7/15/2024	10.00	7/31/2024	RECONCILED		REFUND
132680	Check	992339	Syja Varghese	7/16/2024	61.00		OUTSTANDING		REFUND
132681	Check	992340	Mayer, Frank	7/15/2024	35.00	7/31/2024	RECONCILED		REFUND
132682	Check	992340	Mayer, Frank	7/15/2024	22.70	7/31/2024	RECONCILED		REFUND
132683	Check	992341	Brown, George	7/11/2024	90.00	7/31/2024	RECONCILED		REFUND
132684	Check	992343	Angela Sampson	7/16/2024	57.75	7/31/2024	RECONCILED		REFUND
132685	Check	992344	Nathaniel Harris	7/16/2024	57.75		OUTSTANDING		REFUND
132686	Check	992345	Amanda Fling	7/16/2024	57.75		OUTSTANDING		REFUND
132687	Check	992346	Sara Dross	7/16/2024	57.75	7/31/2024	RECONCILED		REFUND
132688	Check	992347	Alissa Snodgrass	7/16/2024	57.75	7/31/2024	RECONCILED		REFUND
132689	Check	992348	Jennifer Harvey	7/16/2024	35.00		OUTSTANDING		REFUND
132690	Check	992351	Melissa Gates	7/16/2024	175.00		OUTSTANDING		REFUND
132691	Check	992352	Jessica Anthony	7/16/2024	100.00		OUTSTANDING		REFUND
132692	Check	992355	Yesenia Cerna	7/16/2024	224.00		OUTSTANDING		REFUND
132693	Check	992358	Carter, Dava	7/11/2024	65.00	7/31/2024	RECONCILED		REFUND
132694	Check	992360	Noelle Shearer	7/16/2024	27.00		OUTSTANDING		REFUND
132695	Check	992362	Durrence, Christopher	7/11/2024	155.00	7/31/2024	RECONCILED		REFUND
132696	Check	992364	Vo, Thu Huong	7/16/2024	50.00		OUTSTANDING		REFUND
132697	Check	992365	Coons, Gina	7/16/2024	147.00	7/31/2024	RECONCILED		REFUND
132698	Check	992366	VanDeusen, Mandy	7/16/2024	300.00	7/31/2024	RECONCILED		REFUND
132699	Check	1008	Rumpke of Ohio, Inc.	7/18/2024	658.30	7/31/2024	RECONCILED		ACCOUNTS_PAYABLE
132700	Check	1064	Multi Ventures Limited	7/18/2024	62,333.00	7/31/2024	RECONCILED		ACCOUNTS_PAYABLE
132701	Check	1122	MT Business Technologies Inc	7/18/2024	13,396.33	7/31/2024	RECONCILED		ACCOUNTS_PAYABLE
132702	Check	1557	TruckPro, LLC	7/18/2024	1,544.64	7/31/2024	RECONCILED		ACCOUNTS_PAYABLE
132703	Check	3036	NASCO	7/18/2024	542.64	7/31/2024	RECONCILED		ACCOUNTS_PAYABLE
132704	Check	3137	Tristar Transportation Co	7/18/2024	3,128.60	7/31/2024	RECONCILED		ACCOUNTS_PAYABLE
132705	Check	5237	ESC of Central Ohio	7/18/2024	11,313.00	7/31/2024	RECONCILED		ACCOUNTS_PAYABLE
132706	Check	5264	Ohio Department Of Commerce	7/18/2024	330.25		OUTSTANDING		ACCOUNTS_PAYABLE
132707	Check	5667	OASBO - Ohio Assoc. of School	7/18/2024	1,502.00	7/31/2024	RECONCILED		ACCOUNTS_PAYABLE

Big Walnut Local Schools

Disbursement Report-All-20240731

Check #	Check Type	Vendor #	Primary Name	Date	Amount	Reconcile Date	Status	Void Date	Type
132708	Check	5725	BRICKER Graydon LLP	7/18/2024	\$ 360.00	7/31/2024	RECONCILED		ACCOUNTS_PAYABLE
132709	Check	5831	STERLING PAPER COMPANY	7/18/2024	179.20	7/31/2024	RECONCILED		ACCOUNTS_PAYABLE
132710	Check	6457	Delaware County Sheriff's Offc	7/18/2024	12,163.79	7/31/2024	RECONCILED		ACCOUNTS_PAYABLE
132711	Check	9111	Pyrinex, Inc.	7/18/2024	10,411.00	7/31/2024	RECONCILED		ACCOUNTS_PAYABLE
132712	Check	70413	West Music	7/18/2024	538.86	7/31/2024	RECONCILED		ACCOUNTS_PAYABLE
132713	Check	789716	Thomas Door	7/18/2024	3,227.00	7/31/2024	RECONCILED		ACCOUNTS_PAYABLE
132714	Check	790326	Friends Office	7/18/2024	190.18	7/31/2024	RECONCILED		ACCOUNTS_PAYABLE
132715	Check	790367	Strategic Management Solutions	7/18/2024	657.88	7/31/2024	RECONCILED		ACCOUNTS_PAYABLE
132716	Check	790734	Easton Telecom Services, LLC	7/18/2024	573.76	7/31/2024	RECONCILED		ACCOUNTS_PAYABLE
132717	Check	790835	COLUMBUS PERCUSSION	7/18/2024	3,564.00	7/31/2024	RECONCILED		ACCOUNTS_PAYABLE
132718	Check	791677	Lasting Impressions Event & Party Rentals, Inc.	7/18/2024	1,533.20	7/31/2024	RECONCILED		ACCOUNTS_PAYABLE
132719	Check	791693	Ohio BCI & I	7/18/2024	1,059.00	7/31/2024	RECONCILED		ACCOUNTS_PAYABLE
132720	Check	792107	Great America Leasing Corp	7/18/2024	732.46	7/31/2024	RECONCILED		ACCOUNTS_PAYABLE
132721	Check	792230	The Learning Spectrum, Ltd.	7/18/2024	8,133.00	7/31/2024	RECONCILED		ACCOUNTS_PAYABLE
132722	Check	792286	Britenstine Environmental	7/18/2024	971.75	7/31/2024	RECONCILED		ACCOUNTS_PAYABLE
132723	Check	792310	College Board	7/18/2024	18,218.00	7/31/2024	RECONCILED		ACCOUNTS_PAYABLE
132724	Check	792393	State Security, LLC	7/18/2024	250.00	7/31/2024	RECONCILED		ACCOUNTS_PAYABLE
132725	Check	792468	Healthcare Billing Services	7/18/2024	366.90	7/31/2024	RECONCILED		ACCOUNTS_PAYABLE
132726	Check	792640	Beem's BP Distributing, Inc.	7/18/2024	1,206.91	7/31/2024	RECONCILED		ACCOUNTS_PAYABLE
132727	Check	792938	Voss Bros. Sales & Rental	7/18/2024	103.96	7/31/2024	RECONCILED		ACCOUNTS_PAYABLE
132728	Check	793012	Smith - Feike - Minton, Inc.	7/18/2024	16,036.00	7/31/2024	RECONCILED		ACCOUNTS_PAYABLE
132729	Check	793376	Sherwin-Williams Store #1383	7/18/2024	49.42	7/31/2024	RECONCILED		ACCOUNTS_PAYABLE
132730	Check	793440	Rental Stop Ohio LLC	7/18/2024	989.05	7/31/2024	RECONCILED		ACCOUNTS_PAYABLE
132731	Check	794119	The Ohio State	7/18/2024	85.00	7/31/2024	RECONCILED		ACCOUNTS_PAYABLE

Big Walnut Local Schools

Disbursement Report-All-20240731

Check #	Check Type	Vendor #	Primary Name	Date	Amount	Reconcile Date	Status	Void Date	Type
132732	Check	794517	University Explain My Benefits, LLC	7/18/2024	\$ 2,219.00	7/31/2024	RECONCILED		BLE ACCOUNTS_PAYA
132733	Check	794823	AED Superstore	7/18/2024	195.13	7/31/2024	RECONCILED		BLE ACCOUNTS_PAYA
132734	Check	795072	E.G. Systems, LLC	7/18/2024	720.00	7/31/2024	RECONCILED		BLE ACCOUNTS_PAYA
132735	Check	795078	Barnes & Noble College	7/18/2024	58.31	7/31/2024	RECONCILED		BLE ACCOUNTS_PAYA
132736	Check	795140	Division 7 Roofing	7/18/2024	972.00	7/31/2024	RECONCILED		BLE ACCOUNTS_PAYA
132737	Check	795283	PaySchools	7/18/2024	452.66		OUTSTANDING		BLE ACCOUNTS_PAYA
132738	Check	795284	Stiles, Lisa	7/18/2024	404.43	7/31/2024	RECONCILED		BLE ACCOUNTS_PAYA
132739	Check	795298	Big Walnut Apparel	7/18/2024	232.12	7/31/2024	RECONCILED		BLE ACCOUNTS_PAYA
132740	Check	795345	Access 2 Interpreters, LLC	7/18/2024	1,751.78	7/31/2024	RECONCILED		BLE ACCOUNTS_PAYA
132741	Check	795385	Zanesville City Schools	7/18/2024	300.00	7/31/2024	RECONCILED		BLE ACCOUNTS_PAYA
132742	Check	795548	Reach Educational Services	7/18/2024	12,600.00	7/31/2024	RECONCILED		BLE ACCOUNTS_PAYA
132743	Check	795553	Background Investigation Bureau	7/18/2024	16.95	7/31/2024	RECONCILED		BLE ACCOUNTS_PAYA
132744	Check	795628	Rabbit Laser USA, LLC	7/18/2024	170.00		OUTSTANDING		BLE ACCOUNTS_PAYA
132745	Check	795685	US Bank National Association	7/18/2024	529.45	7/31/2024	RECONCILED		BLE ACCOUNTS_PAYA
132746	Check	795786	Delaware Speech and Hearing	7/18/2024	118.75	7/31/2024	RECONCILED		BLE ACCOUNTS_PAYA
132747	Check	795844	Bentz, Landon	7/18/2024	50.00	7/31/2024	RECONCILED		BLE ACCOUNTS_PAYA
132748	Check	795903	McVay Ventures Inc. dba: Wm Caxton Printing Co.	7/18/2024	702.00	7/31/2024	RECONCILED		BLE ACCOUNTS_PAYA
132749	Check	991538	TP Mechanical Contractors, Inc.	7/18/2024	3,443.46	7/31/2024	RECONCILED		BLE ACCOUNTS_PAYA
132750	Check	991567	Bluegrass Recreation Sales and Installation	7/18/2024	123,150.58	7/31/2024	RECONCILED		BLE ACCOUNTS_PAYA
132751	Check	991658	Chardon Laboratories, Inc.	7/18/2024	710.00	7/31/2024	RECONCILED		BLE ACCOUNTS_PAYA
132752	Check	991760	Language Testing International	7/18/2024	10.00	7/31/2024	RECONCILED		BLE ACCOUNTS_PAYA
132753	Check	991833	The Chillicothe Telephone Company, dba:	7/18/2024	1,500.00	7/31/2024	RECONCILED		BLE ACCOUNTS_PAYA

Big Walnut Local Schools

Disbursement Report-All-20240731

Check #	Check Type	Vendor #	Primary Name	Date	Amount	Reconcile Date	Status	Void Date	Type
132754	Check	991856	Horizon Telcom Amergis Healthcare Staffing, Inc.	7/18/2024	\$ 785.40	7/31/2024	RECONCILED		ACCOUNTS_PAYABLE
132755	Check	991861	Reed, Kylie	7/18/2024	275.00	7/31/2024	RECONCILED		ACCOUNTS_PAYABLE
132756	Check	991862	Mitchell, Roman	7/18/2024	200.00	7/31/2024	RECONCILED		ACCOUNTS_PAYABLE
132757	Check	991872	Williams, Anthony B. DBA: Michaels Angels Transportation Services, LLC	7/18/2024	4,400.00	7/31/2024	RECONCILED		ACCOUNTS_PAYABLE
132758	Check	991894	Flesch, Robert A.	7/18/2024	2,544.13	7/31/2024	RECONCILED		ACCOUNTS_PAYABLE
132759	Check	991928	Quench USA, Inc.	7/18/2024	214.01	7/31/2024	RECONCILED		ACCOUNTS_PAYABLE
132760	Check	991982	Hartzler Pianos, LLC	7/18/2024	278.50	7/31/2024	RECONCILED		ACCOUNTS_PAYABLE
132761	Check	992088	Field Source LLC	7/18/2024	4,770.00	7/31/2024	RECONCILED		ACCOUNTS_PAYABLE
132762	Check	992207	Level 3 Financing, Inc. DBA Lumen Technologies Company	7/18/2024	498.20	7/31/2024	RECONCILED		ACCOUNTS_PAYABLE
132763	Check	992278	GCL Education Services	7/18/2024	3,500.00	7/31/2024	RECONCILED		ACCOUNTS_PAYABLE
132764	Check	992291	LeVan's Excavating, Inc.	7/18/2024	6,412.00	7/31/2024	RECONCILED		ACCOUNTS_PAYABLE
132765	Check	992293	Freeman-Jones, Cincere	7/18/2024	100.00	7/31/2024	RECONCILED		ACCOUNTS_PAYABLE
132766	Check	992306	Stark, Tyler	7/18/2024	7,598.00	7/31/2024	RECONCILED		ACCOUNTS_PAYABLE
132767	Check	992308	Harris & Heavener Excavating Inc.	7/18/2024	2,831.90	7/31/2024	RECONCILED		ACCOUNTS_PAYABLE
132768	Check	991670	Nier, Bryan D.	7/18/2024	54.95	7/31/2024	RECONCILED		REFUND
132769	Check	992166	Hall, Rebecca	7/22/2024	270.00	7/31/2024	RECONCILED		ACCOUNTS_PAYABLE
132770	Check	5725	BRICKER Graydon LLP	7/25/2024	11,767.10		VOID	7/25/2024	ACCOUNTS_PAYABLE
132771	Check	1046	KE-WA-PA SALES & SERVICE	7/25/2024	54.97	7/31/2024	RECONCILED		ACCOUNTS_PAYABLE
132772	Check	1079	Carl Zipf Lock Shop, Inc.	7/25/2024	217.70		OUTSTANDING		ACCOUNTS_PAYABLE
132773	Check	1536	Transportation Accessories Co	7/25/2024	452.96	7/31/2024	RECONCILED		ACCOUNTS_PAYABLE
132774	Check	3058	Stanton's Sheet Music, Inc.	7/25/2024	128.85	7/31/2024	RECONCILED		ACCOUNTS_PAYABLE
132775	Check	5237	ESC of Central	7/25/2024	10,286.11	7/31/2024	RECONCILED		ACCOUNTS_PAYABLE

Big Walnut Local Schools

Disbursement Report-All-20240731

Check #	Check Type	Vendor #	Primary Name	Date	Amount	Reconcile Date	Status	Void Date	Type
132776	Check	6335	Ohio Verizon Wireless	7/25/2024	\$ 13,046.83		OUTSTANDING		BLE ACCOUNTS_PAYA
132777	Check	6372	Cintas Corp. Location #003	7/25/2024	142.20	7/31/2024	RECONCILED		BLE ACCOUNTS_PAYA
132778	Check	6471	Cardinal Bus Sales &	7/25/2024	817.52	7/31/2024	RECONCILED		BLE ACCOUNTS_PAYA
132779	Check	6475	Parallel Technologies Inc.	7/25/2024	22,379.80	7/31/2024	RECONCILED		BLE ACCOUNTS_PAYA
132780	Check	7804	BIG WALNUT ATHLETIC BOOSTERS	7/25/2024	1,090.00	7/31/2024	RECONCILED		BLE ACCOUNTS_PAYA
132781	Check	8551	Professional Binding Products	7/25/2024	617.04	7/31/2024	RECONCILED		BLE ACCOUNTS_PAYA
132782	Check	9111	Pyrinex, Inc.	7/25/2024	357,122.00	7/31/2024	RECONCILED		BLE ACCOUNTS_PAYA
132783	Check	70722	Riddell All American	7/25/2024	19,882.40	7/31/2024	RECONCILED		BLE ACCOUNTS_PAYA
132784	Check	789765	Kimball Midwest	7/25/2024	780.81	7/31/2024	RECONCILED		BLE ACCOUNTS_PAYA
132785	Check	789991	J.C. Manny Logo Apparel Co. LLC	7/25/2024	4,768.67	7/31/2024	RECONCILED		BLE ACCOUNTS_PAYA
132786	Check	790585	Hylant Administrative Services	7/25/2024	289,972.00		OUTSTANDING		BLE ACCOUNTS_PAYA
132787	Check	791693	Ohio BCI & I	7/25/2024	2,743.75	7/31/2024	RECONCILED		BLE ACCOUNTS_PAYA
132788	Check	792223	Neola, Inc.	7/25/2024	3,549.60	7/31/2024	RECONCILED		BLE ACCOUNTS_PAYA
132789	Check	793024	McGraw-Hill Education, Inc.	7/25/2024	8,164.98	7/31/2024	RECONCILED		BLE ACCOUNTS_PAYA
132790	Check	793935	Knight Sound & Lighting, Inc.	7/25/2024	1,803.00	7/31/2024	RECONCILED		BLE ACCOUNTS_PAYA
132791	Check	795072	E.G. Systems, LLC	7/25/2024	641.54	7/31/2024	RECONCILED		BLE ACCOUNTS_PAYA
132792	Check	795180	Greater Miami Valley Wrestling	7/25/2024	500.00		OUTSTANDING		BLE ACCOUNTS_PAYA
132793	Check	795283	PaySchools	7/25/2024	163.64		OUTSTANDING		BLE ACCOUNTS_PAYA
132794	Check	795449	J & J Enterprises- Westerville	7/25/2024	734.25	7/31/2024	RECONCILED		BLE ACCOUNTS_PAYA
132795	Check	795548	Reach Educational Services	7/25/2024	12,600.00	7/31/2024	RECONCILED		BLE ACCOUNTS_PAYA
132796	Check	795558	Language Line Services, Inc.	7/25/2024	27.14	7/31/2024	RECONCILED		BLE ACCOUNTS_PAYA
132797	Check	795776	EMS LINQ INC	7/25/2024	1,777.56	7/31/2024	RECONCILED		BLE ACCOUNTS_PAYA
132798	Check	795905	CRH OHIO LTD	7/25/2024	58.93	7/31/2024	RECONCILED		BLE ACCOUNTS_PAYA
132799	Check	991318	Quadient Leasing	7/25/2024	998.10	7/31/2024	RECONCILED		BLE ACCOUNTS_PAYA

Big Walnut Local Schools

Disbursement Report-All-20240731

Check #	Check Type	Vendor #	Primary Name	Date	Amount	Reconcile Date	Status	Void Date	Type
132800	Check	991599	USA, Inc. WEX Health, Inc.	7/25/2024	\$ 781.65	7/31/2024	RECONCILED		BLE ACCOUNTS_PAYA
132801	Check	991681	Mason, Caylib	7/25/2024	167.10	7/31/2024	RECONCILED		BLE ACCOUNTS_PAYA
132802	Check	991754	I Am Boundless, Inc.	7/25/2024	3,502.00	7/31/2024	RECONCILED		BLE ACCOUNTS_PAYA
132803	Check	991951	Coaches' Tool Chest	7/25/2024	3,300.00		OUTSTANDING		BLE ACCOUNTS_PAYA
132804	Check	991998	Sunbury Florist, LLC	7/25/2024	185.00	7/31/2024	RECONCILED		BLE ACCOUNTS_PAYA
132805	Check	992268	Youth Villages, Inc.	7/25/2024	2,873.28	7/31/2024	RECONCILED		BLE ACCOUNTS_PAYA
132806	Check	992310	Rankin, William	7/25/2024	45.00	7/31/2024	RECONCILED		BLE ACCOUNTS_PAYA
132807	Check	992313	Okoroski, Stephanie	7/25/2024	700.00	7/31/2024	RECONCILED		BLE ACCOUNTS_PAYA
132808	Check	992316	Gipper Media, Inc.	7/25/2024	3,000.00	7/31/2024	RECONCILED		BLE ACCOUNTS_PAYA
132809	Check	991413	Paul, Ashley	7/26/2024	225.00	7/31/2024	RECONCILED		REFUND
132810	Check	992372	Adams, Kristen	7/25/2024	200.00	7/31/2024	RECONCILED		REFUND
132811	Check	1008	Rumpke of Ohio, Inc.	7/31/2024	6,159.48		OUTSTANDING		BLE ACCOUNTS_PAYA
132812	Check	1115	Del-Co Water Co.	7/31/2024	4,198.90		OUTSTANDING		BLE ACCOUNTS_PAYA
132813	Check	2158	Piper, Teresa	7/31/2024	3,000.00		OUTSTANDING		BLE ACCOUNTS_PAYA
132814	Check	2502	City of Sunbury	7/31/2024	6,188.78		OUTSTANDING		BLE ACCOUNTS_PAYA
132815	Check	2504	American Electric	7/31/2024	2,137.04		OUTSTANDING		BLE ACCOUNTS_PAYA
132816	Check	3058	Stanton's Sheet Music, Inc.	7/31/2024	558.38		OUTSTANDING		BLE ACCOUNTS_PAYA
132817	Check	4154	GOPHER SPORT	7/31/2024	1,003.36		OUTSTANDING		BLE ACCOUNTS_PAYA
132818	Check	5183	Apple Computer, Inc.	7/31/2024	7,790.00		OUTSTANDING		BLE ACCOUNTS_PAYA
132819	Check	5237	ESC of Central Ohio	7/31/2024	2,125.89		OUTSTANDING		BLE ACCOUNTS_PAYA
132820	Check	6372	Cintas Corp. Location #003	7/31/2024	189.60		OUTSTANDING		BLE ACCOUNTS_PAYA
132821	Check	6457	Delaware County Sheriff's Offc	7/31/2024	11,314.64		OUTSTANDING		BLE ACCOUNTS_PAYA
132822	Check	6471	Cardinal Bus Sales &	7/31/2024	414.96		OUTSTANDING		BLE ACCOUNTS_PAYA
132823	Check	723780	Direct Energy Marketing Inc., DBA: NRG Business Marketing LLC	7/31/2024	8,068.33		OUTSTANDING		BLE ACCOUNTS_PAYA

Big Walnut Local Schools

Disbursement Report-All-20240731

Check #	Check Type	Vendor #	Primary Name	Date	Amount	Reconcile Date	Status	Void Date	Type
132824	Check	790326	Friends Office	7/31/2024	\$ 452.04		OUTSTANDING		ACCOUNTS_PAYABLE
132825	Check	790857	WorkHealth	7/31/2024	290.00		OUTSTANDING		ACCOUNTS_PAYABLE
132826	Check	792938	Voss Bros. Sales & Rental	7/31/2024	15,519.00		OUTSTANDING		ACCOUNTS_PAYABLE
132827	Check	794068	Roger E. Howard	7/31/2024	695.96		OUTSTANDING		ACCOUNTS_PAYABLE
132828	Check	794775	Sphero, Inc.	7/31/2024	16,278.89		OUTSTANDING		ACCOUNTS_PAYABLE
132829	Check	795283	PaySchools	7/31/2024	8,990.00		OUTSTANDING		ACCOUNTS_PAYABLE
132830	Check	795326	Vasu Communications, Inc.	7/31/2024	1,409.28		OUTSTANDING		ACCOUNTS_PAYABLE
132831	Check	795799	Riverside Assessments, LLC DBA: Riverside Insights	7/31/2024	11,138.75		OUTSTANDING		ACCOUNTS_PAYABLE
132832	Check	991769	National Automotive Parts Association	7/31/2024	545.16		OUTSTANDING		ACCOUNTS_PAYABLE
132833	Check	991779	Murphy Vocational Services	7/31/2024	8,050.00		OUTSTANDING		ACCOUNTS_PAYABLE
132834	Check	991948	Transfinder Corpotaion	7/31/2024	1,680.00		OUTSTANDING		ACCOUNTS_PAYABLE
132835	Check	991979	Seiler, Clifford C., DBA: Specialty Rebuilders	7/31/2024	710.00		OUTSTANDING		ACCOUNTS_PAYABLE
132836	Check	991018	Beaulieu, Beth	7/31/2024	34.14		OUTSTANDING		REFUND
132837	Check	992302	Bartolone, Debra	7/31/2024	34.14		OUTSTANDING		REFUND
132838	Check	992377	Bonello, Margaret	7/31/2024	53.14		OUTSTANDING		REFUND
132839	Check	795844	Bentz, Landon	7/31/2024	114.00		OUTSTANDING		REFUND
132840	Check	991747	Truax, Elaine	7/31/2024	55.99		VOID	7/31/2024	REFUND
Grand Total					\$ 5,204,056.45				



BIG WALNUT | INSPIRE
LOCAL SCHOOLS & GUIDE

COMPARISON OF FISCAL YEAR 2025 YTD
APPROPRIATIONS WITH FISCAL YTD ACTUAL -
ALL FUNDS (EXCLUDING GENERAL FUND)

AND

INVESTMENT REPORT FOR ALL FUNDS

Comparison of Fiscal Year 2024 YTD Appropriations with Fiscal Year YTD Actual Expenditures - All Funds

Notes	BOE Temporary Appropriation	09/15/2024 First Amendment	BOE Approved Appropriation	Prior FY Encumbrance	FYTD Expendable	FYTD Expenditures	Current Encumbrances	Unencumbered Balance	Unencumbered Percent
001 - GENERAL FUND	57,207,384	-	57,207,384	963,608	58,170,992	4,844,396	5,849,691	47,476,904	82%
002 - BOND RETIREMENT	9,054,205	-	9,054,205	-	9,054,205	-	8,944,928	109,276	1%
003 - PERMANENT IMPROVEMENT	2,627,474	-	2,627,474	1,071,684	3,699,158	213,707	1,012,846	2,472,605	67%
004 - BUILDING IMPROVEMENT	317,553	-	317,553	445,713	763,266	-	520,971	242,295	32%
006 - FOOD SERVICE	2,159,104	-	2,159,104	15,731	2,174,835	72,489	318,104	1,784,242	82%
014 - ROTARY-INTERNAL SERVICES	25,000	-	25,000	16,972	41,972	18,918	22,310	744	2%
018 - PUBLIC SCHOOL SUPPORT	122,300	-	122,300	4,768	127,068	5,341	15,754	105,973	83%
019 - OTHER GRANT	-	-	-	2,660	2,660	-	2,660	-	0%
022 - DISTRICT AGENCY	225,782	-	225,782	2,597	228,378	25,000	14,705	188,674	83%
070 - CAPITAL PROJECTS	7,500	-	7,500	3,227	10,727	3,227	-	7,500	70%
200 - STUDENT MANAGED ACTIVITY	136,446	-	136,446	18,193	154,639	2,062	37,133	115,444	75%
300 - DISTRICT MANAGED STUDENT ACTIVITY	522,907	-	522,907	4,823	527,730	67,207	165,715	294,808	56%
401 - AUXILLIARY SERVICES	500,968	-	500,968	29,049	530,017	22,143	22,161	485,712	92%
439 - EARLY CHILDHOOD EDUCATION	11,180	-	11,180	204,502	215,682	8,666	204,502	2,515	1%
451 - DATA COMMUNICATION FUND	12,600	-	12,600	-	12,600	-	-	12,600	100%
467 - STUDENT WELLNESS AND SUCCESS	-	-	-	-	-	-	-	-	
499 - MISCELLANEOUS STATE GRANT FUND	48,220	-	48,220	-	48,220	6,300	-	41,920	87%
507 - ESSER FUND	100,922	-	100,922	-	100,922	50,186	-	50,737	0%
516 - IDEA PART-B GRANT	1,132,925	-	1,132,925	86,737	1,219,662	90,184	193,036	936,442	77%
551 LIMITED ENGLISH PROFICIENCY	17,342	-	17,342	1,324	18,666	-	2,527	16,139	86%
572 - TITLE I	154,886	-	154,886	-	154,886	18,509	-	136,377	88%
584 - TITLE IV ACADEMIC ENRICHMENT	21,713	-	21,713	1,775	23,488	702	1,775	21,010	89%
587 - EARLY CHILDHOOD SPECIAL EDUCATION GRANT	27,116	-	27,116	-	27,116	-	-	27,116	100%
590 - TITLE II-A IMPROVING TEACHER QUALITY	64,049	-	64,049	8,016	72,065	-	29,875	42,190	59%
599 - MISCELLANEOUS FEDERAL GRANTS	-	-	-	-	-	-	-	-	100%
TOTAL ALL FUNDS	17,290,191	-	17,290,191	1,917,771	19,207,962	604,641	11,509,002	7,094,319	37%
	74,497,575		74,497,575	2,881,378	77,378,953	5,449,036	17,358,694	54,571,223	

- The accounts have adequate current or anticipated resources and appropriation modifications will be made to account for this and other necessary appropriations.

**BIG WALNUT LOCAL SCHOOL DISTRICT
INVESTMENT PORTFOLIO
July 31, 2024**

July 01, 2024							
Institution	Instrument Type	Cost Basis	Purchase Date	Yield Rate	Maturity Date	Days to Maturity	Est. Interest Remaining
INTERIM FUNDS - General Operating Funds							
Fifth Third Securities, Inc. - Investments							
7) U.S. Treasury Note	U.S. Treasurer	\$394,556.25	12/15/2021	0.88%	9/15/2024	46	\$9,193.75
U.S. Treasury Note	U.S. Treasurer	\$496,210.94	11/9/2023	4.38%	10/31/2024	92	\$21,875.00
U.S. Treasury Note	U.S. Treasurer	\$496,425.78	11/9/2023	4.50%	11/30/2024	122	\$22,500.00
U.S. Treasury Note	U.S. Treasurer	\$494,726.56	11/9/2023	4.25%	12/31/2024	153	\$21,250.00
U.S. Treasury Note	U.S. Treasurer	\$494,238.28	11/9/2023	4.13%	1/31/2025	184	\$20,625.00
U.S. Treasury Note	U.S. Treasurer	\$198,750.00	11/9/2023	4.63%	2/28/2025	212	\$9,250.00
U.S. Treasury Note	U.S. Treasurer	\$593,554.69	2/28/2024	3.88%	3/31/2025	243	
Fifth Third Investment Total Subtotal		\$3,168,462.50					
RedTree Investment Group - Investments							
City National Bank	Certificates of Deposit	\$243,756.00	11/23/2022	4.85%	11/25/2024	117	\$23,654.55
Univest Bank & Trust Co	Certificates of Deposit	\$248,751.00	12/29/2022	4.40%	12/30/2024	152	\$19,173.00
Bank of America	Commercial Paper	\$479,637.50	11/30/2023	5.66%	8/26/2024	26	\$0.00
Royal Bank of Canada (RBC)	Commercial Paper	\$541,589.97	2/29/2024	5.37%	8/13/2024	13	\$0.00
Natixis NY	Commercial Paper	\$486,381.95	6/25/2024	5.45%	12/27/2024	149	\$0.00
Citigroup	Commercial Paper	\$240,006.25	4/26/2024	5.55%	1/21/2025	174	\$0.00
TD USA	Commercial Paper	\$384,188.78	4/30/2024	5.51%	1/24/2025	177	\$0.00
MUFG Bank	Commercial Paper	\$385,560.89	6/28/2024	5.44%	3/3/2025	215	\$0.00
Toyota Motor Credit	Commercial Paper	\$481,655.56	6/25/2024	5.40%	3/6/2025	218	\$0.00
Bank of America	Commercial Paper	\$481,222.50	7/3/2024	5.42%	3/19/2025	231	\$0.00
TD USA	Commercial Paper	\$336,428.75	6/28/2024	5.38%	3/25/2025	237	\$0.00
Federal Farm Credit Bank	U.S. Gov't Agency Note	\$229,650.40	7/26/2023	5.39%	9/26/2024	57	\$0.00
4) Federal Home Loan Bank	U.S. Gov't Agency Note	\$260,000.00	8/26/2021	0.54%	8/26/2024	26	\$2,782.00
Federal Farm Credit Bank	U.S. Gov't Agency Note	\$134,046.50	9/30/2022	4.25%	9/30/2025	426	\$14,343.75
Federal Home Loan Mtg	U.S. Gov't Agency Note	\$195,499.20	3/20/2024	4.66%	5/6/2027	1009	\$0.00
Federal Home Loan Mtg	U.S. Gov't Agency Note	\$300,000.00	5/14/2024	6.00%	5/14/2027	1017	\$0.00
Federal Home Loan Mtg	U.S. Gov't Agency Note	\$299,850.00	6/26/2024	5.53%	1/26/2026	544	\$0.00
Federal Farm Credit Bank	U.S. Gov't Agency Note	\$298,137.00	3/30/2023	3.88%	3/30/2026	607	\$34,875.00
Federal Farm Credit Bank	U.S. Gov't Agency Note	\$496,925.00	6/27/2024	4.41%	10/20/2028	1542	\$0.00
Federal Home Loan Bank	U.S. Gov't Agency Note	\$996,530.00	6/28/2024	4.44%	11/24/2028	1577	\$0.00
Federal Home Loan Bank	U.S. Gov't Agency Note	\$172,200.00	1/31/2024	4.17%	1/25/2029	1639	\$0.00
Federal Farm Credit Bank	U.S. Gov't Agency Note	\$463,974.60	4/10/2024	4.42%	3/20/2029	1693	\$0.00
Federal Farm Credit Bank	U.S. Gov't Agency Note	\$198,002.00	4/11/2024	4.60%	4/10/2029	1714	\$0.00
Federal Home Loan Bank	U.S. Gov't Agency Note	\$300,000.00	6/12/2024	6.00%	6/5/2029	1770	\$0.00
Federal Home Loan Bank	U.S. Agency Notes	\$307,536.90	9/27/2023	5.53%	3/25/2026	602	\$0.00
U.S. Treasury Note	U.S. Treasurer	\$324,466.80	1/31/2024	4.20%	6/15/2026	684	\$0.00
U.S. Treasury Note	U.S. Treasurer	\$399,187.50	4/30/2024	4.98%	4/30/2026	638	\$0.00
U.S. Treasury Note	U.S. Treasurer	\$299,929.69	6/25/2024	4.25%	2/28/2029	1673	\$0.00
U.S. Treasury Note	U.S. Treasurer	\$245,878.91	5/13/2024	4.50%	3/31/2029	1704	\$0.00
U.S. Treasury Note	U.S. Treasurer	\$399,478.99	4/30/2024	4.65%	4/30/2029	1734	\$0.00
Government Debt - Federal Agency Subtotal		\$10,630,472.64					
Cash Accounts							
1) First Commonwealth Bank	Checking - SM	\$312,572.23	7/31/2024	0.06%	8/1/2024	1	\$0.51
2) Federated Govt Obligations Is	Money Market	\$569,362.69	7/31/2024	2.10%	8/1/2024	1	\$32.76
3) First American Obligations Fund	Money Market	\$376,901.74	7/31/2024	2.10%	8/1/2024	1	\$21.68
4) Star Ohio - General	Money Market	\$10,828,209.08	7/31/2024	2.28%	8/1/2024	1	\$676.39
Cash Account Subtotal		\$12,087,045.74					
Total Interim Funds		\$25,885,980.88					
ACTIVE FUNDS - General Operating Funds							
1) First Commonwealth Bank	Checking - General	\$21,346,817.89	7/31/2024	0.02%	8/1/2024	1	\$11.70
2) First Commonwealth Bank	Checking - Payroll	\$213,507.10	7/31/2024	0.00%	8/1/2024	1	\$0.00
Total Active Funds		\$21,560,324.99					
Total Active and Interim Funds - General Operating		\$47,446,305.87		1.77%		176	\$4,791,016.21

**BIG WALNUT LOCAL SCHOOL DISTRICT
CONSTRUCTION - INVESTMENT PORTFOLIO
July 31, 2024**

<u>Institution</u>	<u>Instrument Type</u>	<u>Cost Basis</u>	<u>Purchase Date</u>	<u>Yield Rate</u>	<u>Maturity Date</u>	<u>Days to Maturity</u>	<u>Est. Earnings Remaining</u>
<u>May 2019 - Bond Proceeds</u>							
8) First American Treasury Obligations Fund	Money Market	\$356,642.91 +	7/31/2024	2.10%	8/1/2024	1	\$20.52
9) Star Ohio - Construction Fund	Money Market	\$90,885.84 +	7/31/2024	2.28%	8/1/2024	1	\$5.68
Subtotal		<u>\$447,528.75</u>					
Total May 2019 - Bond Proceeds		<u>\$447,528.75</u>					
Grand Total Construction Proceeds		<u>\$447,528.75</u>		2.14%		1	\$5,010,026.20

BIG WALNUT LOCAL SCHOOL DISTRICT
INVESTMENT EARNINGS REVENUE
July 31, 2024

Fund	Month to Date	Year to Date
General Fund (001)	\$203,767.25	\$203,767.25
Building Project Fund (004-9017)	\$4,613.59	\$4,613.59
Food Service Fund (006)	\$5,297.41	\$5,297.41
Sunbury Meadows CDA (022-9200)	\$127.99	\$127.99
Auxillary Services Fund (401)	\$312.86	\$312.86
Total All Funds	\$214,119.10	\$214,119.10

**Thank you for your review of the July 2024 Big Walnut Local
School District Financial Report.**



Big Walnut Local School District
110 Tippet Court
Sunbury, OH 43074